

Rankin County School District

TRADITION OF EXCELLENCE

Budget Report
FY 2026

RANKIN COUNTY SCHOOL DISTRICT

BUDGET REPORT
FISCAL YEAR 2026

RANKIN COUNTY BOARD OF EDUCATION
Mr. David "Grumpy" Farmer – President
Mr. David Dyess – Vice President
Mrs. Kym Jamison – Secretary
Mr. Tommy McCarver – Trustee
Mrs. Liza McKinion – Trustee
Mr. Fred Harrell, Jr. – Board Attorney

SUPERINTENDENT OF EDUCATION
Dr. Scott Rimes

Rankin County School District

TRADITION OF EXCELLENCE

Prepared by
Lisa Worthy – Chief Financial Officer
Melissa Barnes – Assistant Chief Financial Officer
Kevin Brantley – Assistant Chief Financial Officer

TABLE OF CONTENTS

General Information	2-4
Purpose of Budget	5
Legal Requirements	6
Budget Overview	7
List of Funds	8
Budget Highlights	9-13
Budget Comparison	14
Budgeted Revenue by Source	15
Budgeted Local Revenue	16
Budgeted Expenditures by Function	17
Summary of Support Services Expenditures	18
Budgeted Expenditures by Object	19
Summary of Instruction (by Object) Expenditures	20
Analysis of Fund Balance % to Revenue	21
Debt Schedule	22
Historical Comparison of Enrollment	23
Historical Comparison of Assessed Valuation	24
Historical Comparison of Operational Millage Levies	25
Historical Comparison of Debt Service Millage Levies	26
Historical Comparison of Total Millage	27
Comparison of Tax Rates	28
Combined Budget	29
Detailed Budget	N/A

GENERAL INFORMATION

Rankin County School District is the third largest school district in the State of Mississippi, serving kindergarten through twelfth grades with a student population of 18,064. Over the past few years, the district's enrollment has decreased slightly. The district consists of twenty-seven schools in eight attendance zones. The attendance zones are Brandon, Florence, McLaurin, Northwest, Pelahatchie, Pisgah, Puckett, and Richland.

SCHOOL	GRADES	ENROLLMENT
BRANDON ATTENDANCE ZONE		
ROUSE ELEMENTARY	K-1	801
STONEBRIDGE ELEMENTARY	2-3	746
BRANDON ELEMENTARY	4-5	739
BRANDON MIDDLE	6-8	1,136
BRANDON HIGH	9-12	1,585
FLORENCE ATTENDANCE ZONE		
STEEN'S CREEK ELEMENTARY	K-2	578
FLORENCE ELEMENTARY	3-5	532
FLORENCE MIDDLE	6-8	546
FLORENCE HIGH	9-12	700
McLAURIN ATTENDANCE ZONE		
McLAURIN ELEMENTARY	K-6	506
McLAURIN HIGH	7-12	478
NORTHWEST ATTENDANCE ZONE		
FLOWOOD ELEMENTARY	K-5	473
HIGHLAND BLUFF ELEMENTARY	K-5	498
NORTHWEST ELEMENTARY	K-5	476
NORTHSHORE ELEMENTARY	K-5	533
OAKDALE ELEMENTARY	K-5	565
NORTHWEST RANKIN MIDDLE	6-8	1,340
NORTHWEST RANKIN HIGH	9-12	1,823
PELAHATCHIE ATTENDANCE ZONE		
PELAHATCHIE ELEMENTARY	K-6	381
PELAHATCHIE HIGH	7-12	325
PISGAH ATTENDANCE ZONE		
PISGAH ELEMENTARY	K-6	561
PISGAH HIGH	7-12	469
PUCKETT ATTENDANCE ZONE		
PUCKETT ELEMENTARY	K-6	357
PUCKETT HIGH	7-12	345
RICHLAND ATTENDANCE ZONE		
RICHLAND ELEMENTARY	K-2	380
RICHLAND UPPER ELEMENTARY	3-6	477
RICHLAND HIGH	7-12	714

At the RCSD we are on a MISSION to **B**ring **E**veryone's **S**trengths **T**ogether!

The district's mission is: We will all intentionally focus on empowering our students to reach their maximum potential by embracing opportunities and challenges while cultivating a tradition of distinction in education.

Our vision, as a district, is to continue a tradition of excellence by providing a world-class education that empowers all to grow through curiosity, discovery, and learning.

The RCSD is the largest employer in Rankin County with 2,960 employees including teachers, aides, administrators, office personnel, cafeteria workers, bus drivers, maintenance workers, and other district employees. The RCSD is proud to say that 59% of our certified teachers have ten or more years of teaching experience and 56% have advanced degrees. Additionally, the district has one of the highest numbers (164) of national board-certified teachers in the state of Mississippi.

The RCSD has the second lowest ad valorem tax rate of the metro Jackson area school districts (see page 28) and is one of only a few districts in the state of Mississippi that has an "AA" financial bond rating from Standard and Poor's national rating service. This exceptional rating reflects strong financial position and sound financial management. The RCSD has the third lowest administrative cost percentage (1.86%) of the 138 public school districts in Mississippi.

The Elementary and Secondary Education Act requires districts to issue school level report cards containing information on the following:

> **Teacher Qualifications**: Highly effective teachers are those who hold full state certification in core academic subjects and are teaching in their endorsement areas.
>
> **Test Data:** Test data must be reported for specific subgroups, trends, and student participation rates.

In the district's report for 2023-24:

- District Accreditation Status: Accredited
- District State Accountability Label: A
- 17 of the district's schools were "A" level schools.
- 98.2% of the core academic subject teachers were highly qualified.
- Graduation rate of 92.5%.

In fiscal year 2024, the district's passing rate for end-of-course assessments were as follows:

- 95.53% success rate on the Algebra I test.
- 77.63% success rate on the Biology I test.
- 81.10% success rate on the English II test.
- 95.36% success rate on the U.S. History test.

The district's average on the American College Test (ACT) was 19.7 compared to the state average of 17.7 for the graduating class of 2024. The senior class of 2024 received scholarship offers totaling more than $52,051,000.

These achievements are due in part to the rich and diverse curriculum available in the district. The district is accredited by the Southern Association of Colleges and Schools and the State of

Mississippi. With a teacher to student ratio of better than 1 to 15, the district offers the traditional required courses, as well as opportunities for participation in accelerated and advanced placement courses in high schools. Electives vary by location and include art, business, technology discovery, computer science, foreign language, music, and career technical courses. For children with special needs, a wide range of programs are offered through the special education department. In addition, resource classes are offered for intellectually gifted students in grades 2-6. Students interested in career and accelerated technical training have access to programs offered at local schools and to programs available at the Pearl/Rankin Vocational Technical Center at Hinds Community College.

The district provides an instructional management system that includes the competencies required in the curriculum frameworks approved by the Mississippi Department of Education. Additionally, the district provides a curriculum structure designed to achieve a vision of excellence that reflects and responds to students' needs and abilities. Students are challenged to acquire skills and attitudes that will enable them to think critically and creatively with knowledge to function as citizens in a changing society. Participation in accelerated and advanced placement courses combined with multiple elective choices enhances opportunities for optimum student achievement.

Extracurricular activities play an important role in the education of the total individual. Diversified organizations allow students to develop skills in academics, athletics and in the arts. Students are encouraged to excel individually as well as through team efforts.

The use of technology in the classroom is also a priority for the district. Computers are used as teaching tools and information sources. The district has implemented a 1:1 computer initiative which provides a computer for every student in grades K-12. With a staff of 22, the district's Technology Department assists teachers in integrating technology into the classroom to further enhance student achievement.

All facets of the Rankin County School District demonstrate a commitment to continuously improving the services for its students. The Board of Education, administration, teachers, support staff, students, and community are proud of the achievements in the district.

The following pages contain budgetary information including summaries, charts, amounts, percentages, etc., of the projected revenues and expenditures of the district for fiscal year 2026.

PURPOSE OF BUDGET

The budget is a planning tool that is used to measure and monitor revenues and expenditures. Annual budgets are essential to sound financial management.

The purpose of this document is to provide budgetary financial information of the Rankin County School District to interested parties. This document contains summarized as well as detailed budget information relating to the projected revenues and expenditures for the fiscal year ending June 30, 2026.

For further information regarding the budget, contact Lisa Worthy, Chief Financial Officer, at 601-825-5590.

LEGAL REQUIREMENTS

Section 37-61-9, Mississippi Code Ann. (1972), requires the school board with the assistance of the superintendent of each school district to prepare a budget of anticipated revenues and expenditures on or before August 15th for the coming fiscal year, i.e., August 15, 2025, for the 2026 fiscal year. In addition, prior to adoption of the budget, the school board shall hold at least one public hearing to provide the general public with an opportunity to comment on the taxing and spending plan incorporated in the proposed budget. The public hearing will be held at 7:30 a.m. on June 11, 2025, at the Rankin County School District Administrative Office Building, located at 1220 Apple Park Place, Brandon, Mississippi.

This section of law also requires two copies of the budget to be filed with the levying authority (Rankin County Board of Supervisors) for the school district, budget information as required by the State Department of Education be forwarded to them, and a budget synopsis be published in the local newspaper.

Section 37-61-21, Mississippi Code Ann. (1972), allows for revisions to the budget during the fiscal year. Final budget revisions must be approved by the school board on or before October 15th of the following fiscal year.

BUDGET OVERVIEW

The Rankin County School District anticipates revenues of $270,182,362 and expenditures of $285,250,364 for the fiscal year 2026 (July 1, 2025 to June 30, 2026). These revenues and expenditures are included in the approximately 90 funds of the district. A list of the district's funds is included in this report on page 8. A fund is defined as a financial and accounting entity with a separate set of self-balancing accounts. Some of the major funds that make up the budget are:

District Maintenance	Main operating fund
School Activity	Maintained at each school
Child Nutrition	Federal Fund
Title 1	Federal Fund
IDEA (Special Education)	Federal Fund
Capital Projects	Construction costs
Debt Service	Used to retire notes and bonds
Sixteenth Section	Monies generated from leases, royalties, timber sales and interest earnings on sixteenth section investments

Of the total anticipated revenue, local sources total $120,483,800 with $106,380,500 of this amount coming from ad valorem taxes. Revenue from activity funds (funds maintained at each school location whose main revenue sources consist of admissions to athletic events and activity fund raising projects) at the schools totals $4,668,000.

State sources totaling $121,192,857 make up the largest revenue item with $109,885,811 coming from the Mississippi Student Funding Formula (formerly MAEP). These revenues are used mainly for teacher salaries. An additional state source of revenue is generated through the one cent sales tax increase of 1992. This revenue, known as Education Enhancement funds, totals $585,000 and must be used only for certain legislative mandated items such as buses and construction.

Federal sources total $21,398,000. The largest amount of these monies will come from Child Nutrition ($8,375,000), Title 1 ($4,200,000) and IDEA ($5,100,000).

Sixteenth section sources total $3,781,825 and consist primarily of leases ($1,134,425), timber sales ($500,000) and earnings on investments ($927,400).

Of the total anticipated expenditures, $192,322,273 (67%) is for salaries and employee benefits (group insurance, social security, and retirement contributions). Included in this amount are instructional salaries and employee benefits which total $127,932,664. Purchased services, which include payments for construction contractors, insurance, maintenance, professional services, repairs, telephone, travel and utilities total $42,968,254 (15% of the budget). Budgeted expenditures for supplies total $17,690,365 (6% of the budget). Other budgeted expenditures include debt service payments ($23,166,217), equipment ($7,706,421) and other miscellaneous items ($1,396,834).

The schedules and charts in this budget report provide more detailed information on the budgeted revenues and expenditures of the district.

RANKIN COUNTY SCHOOL DISTRICT
LIST OF FUNDS
FY 2025-26

GENERAL

1120	DISTRICT
1130	SPECIAL EDUCATION LOCAL
1140	ALTERNATIVE SCHOOL
1145	AT RISK
1841	16TH SECTION INTEREST
1843	16TH SECTION (3-1)
1844	16TH SECTION (4-1)
1853	16TH SECTION (5-3)
1862	16TH SECTION (6-2)
1865	16TH SECTION (6-5)
1873	16TH SECTION (7-3)
1875	16TH SECTION (7-5)
1884	16TH SECTION (8-4)
1885	16TH SECTION (8-5)
1905	FRONTIERS
1906	SELF INSURANCE - 1 TO 1
1907	TECHNOLOGY REFRESH
1993	PAYROLL CLEARING
1994	A/P CLEARING

SPECIAL REVENUE

2090	EXTENDED SCHOOL
2110	SCHOOL FOOD
2211	TITLE 1
2213	TITLE 1 SCH IMPROV - 1003a
2270	TITLE 1 DELINQUENT
2290	CONSOLIDATED ADMIN COST
2410	EEF-BUILDINGS & BUSES
2511	TITLE 2 EISENHOWER & CSR
2560	TITLE 3 ENGLISH LANGUAGE
2610	IDEA PART B
2620	IDEA PART B PRESCHOOL
2630	POSITIVE BEHAVIOR SPECIALIST
2631	EDUCATIONAL INTERPRETER
2711	CTE VOCATIONAL EDUCATION
2712	CTE VOC EDUCATION FEDERAL
2721	VOCATIONAL REHABILITATION
2811	TITLE 4 STUDENT SUPPORT
2820	UNEMPLOYMENT REVOLVING
2830	FORESTRY ESCROW
2902	EDUCABLE CHILD
2908	PRE K EARLY LEARNING
2937	CTE AG GRANT
2938	LITERACY ED. IN RESIDENCE
2939	CTE CTRS & WKFORCE DEV GRANT
2941	ADULT EDUCATION
2943	ADULT EDUCATION - ESL
2946	ROTC
2981	GATHERING GROUNDS
2982	TITLE 1 - PINEY WOODS
2987	R-PAL SPECIAL
2989	PRE K EARLY LEARNING DONATIONS
2990	DYSLEXIA GRANT

GENERAL ACTIVITY

1151	ROUSE ELEM	010
1152	BRANDON ELEM	006
1153	BRANDON MIDDLE	016
1154	BRANDON HIGH	008
1155	FLORENCE ELEM	018
1156	FLORENCE MIDDLE	020
1157	FLORENCE HIGH	022
1158	MCLAURIN AC	028
1159	FLOWOOD ELEM	023
1160	NORTHWEST ELEM	034
1162	NORTHWEST HS	032
1163	PELAHATCHIE ELEM	046
1164	PELAHATCHIE AC	044
1165	PISGAH ELEM	048
1166	PISGAH HIGH	050
1167	PUCKETT AC	052
1168	RICHLAND ELEM	058
1169	RICHLAND UPPER ELEM	057
1170	RICHLAND HIGH	056
1171	ALTERNATIVE	092
1172	MCLAURIN ELEM	025
1173	NORTHWEST MIDDLE	026
1174	NORTHSHORE ELEM	036
1175	OAKDALE ELEMENTARY	038
1176	STEEN'S CREEK ELEM	017
1177	HIGHLAND BLUFF ELEM	040
1178	STONEBRIDGE ELEM	012
1179	PUCKETT ELEM	054

CAPITAL PROJECTS

3020	3 MILL 10 YEAR (2023)
3021	3 MILL 10 YEAR (2025)

DEBT SERVICE

4020	3 MILL 10 YEAR (2023)
4021	3 MILL 10 YEAR (2025)
4024	3 MILL 20 YEAR (2006)
4027	3 MILL 12 YEAR (2016)
4028	3 MILL 5 YEAR (2020)
4029	3 MILL 10 YEAR (2020A)
4034	2017 BOND ISSUE
4035	2019 BOND ISSUE

TRUST

7211	16TH SECTION PRINCIPAL

ACCOUNT GROUPS

8000	GENERAL FIXED ASSETS
9000	GENERAL LONG TERM DEBT

BUDGET HIGHLIGHTS

State Funding: For operational purposes for fiscal year 2026, the district will receive $109,885,811 from the Mississippi Student Funding Formula. The district's allocation under the new formula is level funded from fiscal year 2024. This hold harmless level funding will continue through fiscal year 2027. The district received an additional amount of over $800,000 in fiscal year 2025 for retirement and health insurance increases. This amount is not included in the funding for fiscal year 2026.

The district is estimated to have received at least $2,000,000 less under the new funding formula for fiscal year 2025 and at least $4,000,000 less for fiscal year 2026.

Personnel Additions: The district plans to employ approximately 25 additional personnel and eliminate 5 positions for a total net increase of 20 positions in fiscal year 2026. The total net cost of these additional employees is $1,571,450.

Increase in Local Supplement for Teachers: All certified teachers will receive an additional local salary supplement of $500 beginning in fiscal year 2026. The cost of providing this additional salary supplement to certified teachers is approximately $1,005,000. The local salary supplement increased $500 in fiscal year 2019, $1,300 in fiscal year 2020, $300 in fiscal year 2022, and $600 in fiscal year 2024.

Increase in Salaries: In addition to the increase in local supplement, certified teachers will also receive the salary step increase (1% to 2%) as required by the State of Mississippi teacher salary scale. Assistant teachers will increase two steps on the assistant teacher pay scale this year for a total increase of approximately 3%. Administrators and supervisory staff will not receive salary increases. Noncertified staff will receive an approximate 6% salary increase. Custodians will receive an 8% salary increase. Bus drivers will receive an increase between 5 and 10% according to the bus driver pay scale. There are a few exceptions to these increases for the realignment of certain positions.

The additional salary costs including benefits are listed below. These amounts represent the portion paid from the district maintenance fund.

Teachers (1% to 3% includes local supplement)	$1,505,000
Assistant teachers (3%)	115,000
Administrators and supervisory staff (0%)	0
Noncertified staff (6%)	543,000
Custodians (8%)	265,000
Bus drivers (5% to 10%)	279,000
	$2,707,000

Increase for National Board: Each year the state reimburses the district $6,000 for each national board certified teacher. For fiscal year 2026, the district will increase the amount paid to each national board certified teacher by $2,500 for a total of $8,500 per year per teacher. This additional amount is estimated to cost the district $551,000 for fiscal year 2026.

Retirement and Group Insurance: The cost of the district's portion of group health and group life insurance will total $12,568,000. Included in this amount is an anticipated increase in January 2026 of 6% for group health insurance. This increase will cost the district approximately $813,000. The cost of the district's portion of the retirement contribution will total $22,008,798. This amount includes an increase of $410,056 which represents a 0.5% increase from 17.9% to 18.4% in the employer's portion of the retirement contribution.

Utility Costs: The total budget for utilities is $4,708,800. The utilities budget consists of:

Water	$383,800
Electricity	3,908,000
Natural Gas	417,000
	$4,708,800

Education Enhancement Funds: Education Enhancement funds (EEF) are generated from the one cent sales tax increase that went into effect in 1992. The district will receive approximately $585,000 of EEF funds to be used for debt payments on a construction/bus purchase note that will be paid off in fiscal year 2028.

The district's certified teachers will continue to receive EEF funds in the form of procurement cards from the State. For fiscal year 2025, each teacher received a procurement card with $740 for instructional supplies and equipment in the classroom. For fiscal year 2026, the estimated amount on the procurement card will be $748.

Purchase of Buses and Vehicles: The district plans to spend $1,235,000 from fund balance for the purchase of ten school buses. With the purchase of these buses, the district will have a total bus fleet of 330 buses. The district also plans to purchase an additional service truck ($67,000) for the maintenance department.

Technology Purchases: The district has implemented a 1 to 1 technology plan that provides a computer to every student in every grade. For fiscal year 2026, the district will purchase computers to replace student computers purchased in prior fiscal years.

In addition to the computer purchases, the district will spend the following amounts on the 1 to 1 technology plan:

Supplies	$200,000
Repairs	16,000
Software and licenses	484,000
Wireless network upgrades	625,080

Three Mill, Ten Year Notes: The district borrowed $13,500,000 in fiscal year 2024, under the three-mill provision of MS Code 37-59-107. The proceeds of the note are being used for improvements and renovations across the district. The district spent approximately $10,450,000 during fiscal years 2024 and 2025. The district anticipates spending approximately $3,050,000 in fiscal year 2026 for these projects. The note will be paid off in fiscal year 2034.

The district borrowed $23,000,000 in fiscal year 2025, also under the three-mill provision. The proceeds of the note are being used for improvements and renovations across the district. The district spent approximately $1,000,000 during fiscal year 2025. The district anticipates spending approximately $10,000,000 in fiscal year 2026 for these projects. The note will be paid off in fiscal year 2035.

Safety and Security: The district will continue to contract with various law enforcement agencies in the county to provide school resource officers in the schools. The total cost of this service will be $1,355,000 and will provide at least one officer in each of the district's schools.

Instructional Expenditures: In addition to the normal recurring expenditures for instruction, the district plans to spend the following amounts for instruction:

Textbooks	$1,425,723
Two cases of paper for each teacher	118,800
Library books, materials, equipment, and software	147,962
Instructional expenditures	2,709,915
	$4,402,400

Other Expenditures: In addition to the expenditures above, the district will spend the following amounts on various items:

Cleaning service contracts with various schools	$1,250,000
Replacement of desks	235,000
A/C and heater replacements	350,000
Athletic, band, and show choir allocations to high schools	809,500
Additional cameras and GPS for buses	88,576
Radios, antennas, and programming for buses	65,000
Painting	210,000

Transfers: Interfund transfers total $32,663,356. Interfund transfers are movements of monies between funds that are not actual expenditures of the district. Transfers are included in other financing sources and other financing uses in the budget. The large amount of interfund transfers is mainly the result of mandates by the Mississippi Department of Education in the accounting of certain funds.

Allocation of Monies to Schools: The district allocates local monies to each school based on either a per student or per teacher basis. Listed below are the allocation amounts for the various types of expenditures:

SUPPLIES		
Instruction	$8	per student
Vocational	$1,000	per teacher
Special Education	$50	per teacher
Guidance	$200	per teacher
Speech	$50	per teacher
Library	$11	per student
Principal's Office	$2	per student
Maintenance ($1,000 base for each school)	$14	per student
REPAIRS AND MAINTENANCE		
Library	$4	per student
Principal's Office	$1	per student
Maintenance (add'l base if under 1,000 students)	$16	per student
EQUIPMENT		
Instruction ($1,000 base for each school)	$3	per student
Library	$2	per student
Principal's Office	$2	per student
Maintenance	$5	per student
OTHER		
Postage	$1	per student
Utilities (water, gas and electricity)		based on prior year actual amounts
Copier rental		$6,800 to $27,780

Also, an additional amount is allocated to some schools for repairs and maintenance based on the age of their building. The additional allocation is based on the following formula:

Age of School	Additional Allocation
0-10 Years	0%
11-20 Years	5%
21-30 Years	10%
31-40 Years	15%
Over 40 Years	20%

Sixteenth Section Revenue: Revenue from sixteenth section sources is recorded in two main funds. The sixteenth section principal fund is a nonexpendable permanent trust fund whereby only the interest earnings of the principal balance may be transferred to the district maintenance fund and used for any general purpose. The balance of the sixteenth section principal fund on July 1, 2025, will be approximately $23,600,000. A transfer of interest earnings of $700,000 to the district maintenance fund is budgeted for fiscal year 2026.

The other main fund is the sixteenth section interest fund which is a general fund. Budgeted revenue consists of leases ($1,134,425), timber sales ($425,000), interest earnings ($55,400), and pro-rata revenue from other districts ($50,000). Monies from this fund are used to supplement the district's operating budget.

The graph below shows the amount of revenues from the sixteenth section interest fund for the past seven years. The amount for fiscal year 2025 is an estimate. This fund generates significant revenues for the district.

SIXTEENTH SECTION INTEREST FUND REVENUE

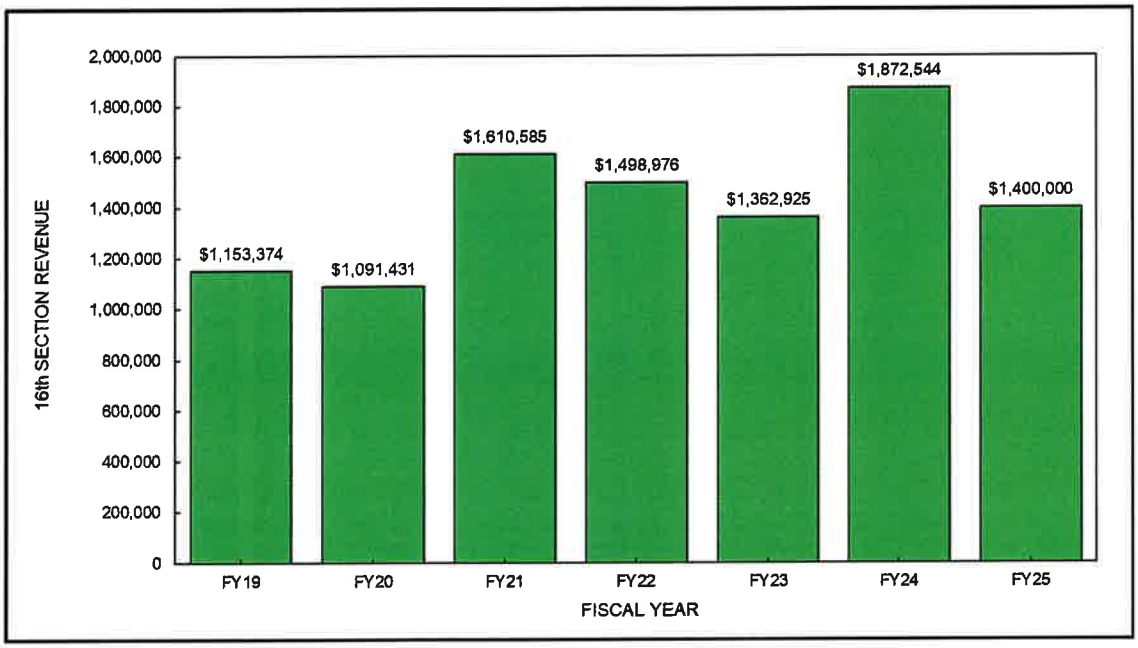

RANKIN COUNTY SCHOOL DISTRICT
BUDGET COMPARISON
FISCAL YEAR 2025 AND FISCAL YEAR 2026

/ENUES	FY 25 BUDGET	FY 26 BUDGET	INCREASE (DECREASE)	PERCENT CHANGE
:AL SOURCES	$106,932,800	$120,483,800	$13,551,000	12.67%
,TE SOURCES	121,010,751	121,192,857	182,106	0.15%
)ERAL SOURCES	20,768,935	21,398,000	629,065	3.03%
TEENTH SECTION SOURCES	3,416,825	3,781,825	365,000	10.68%
IER FINANCING SOURCES	5,329,000	3,325,880	-2,003,120	-37.59%
'AL REVENUE	257,458,311	270,182,362	$12,724,051	4.94%
)ENDITURES				
TRUCTION	143,499,842	148,919,624	5,419,782	3.78%
)PORT SERVICES:			0	
IDENTS	15,300,338	15,828,703	528,365	3.45%
TRUCTIONAL STAFF	10,602,230	11,142,532	540,302	5.10%
)ERAL ADMINISTRATION	3,924,477	4,752,795	828,318	21.11%
HOOL ADMINISTRATION	15,528,112	15,867,456	339,344	2.19%
SINESS	1,674,131	1,786,757	112,626	6.73%
:RATION & MAINT OF PLANT	29,268,037	33,701,205	4,433,168	15.15%
,NSPORTATION	10,939,145	9,994,921	-944,224	-8.63%
)TRAL	1,606,502	1,702,706	96,204	5.99%
)NSTRUCTIONAL SERVICES	14,874,200	15,990,123	1,115,923	7.50%
TEENTH SECTION	352,127	367,325	15,198	4.32%
:ILITIES ACQUISITION & CONSTR	3,000,000	2,030,000	-970,000	-32.33%
3T SERVICE	19,499,882	23,166,217	3,666,335	18.80%
'AL EXPENDITURES	270,069,023	285,250,364	15,181,341	5.62%
:RATING TRANSFERS				
,NSFERS IN FROM OTHER FUNDS	31,272,604	32,663,356	1,390,752	4.45%
,NSFERS OUT TO OTHER FUNDS	-31,272,604	-32,663,356	-1,390,752	4.45%
' OPERATING TRANSFERS	0	0	0	0.00%
' REVENUES OVER (UNDER))ENDITURES	-$12,610,712	-$15,068,002	-$2,457,290	19.49%

RANKIN COUNTY SCHOOL DISTRICT
BUDGETED REVENUE BY SOURCE
FISCAL YEAR 2026

	BUDGET AMOUNT	PERCENT OF TOTAL BUDGET
LOCAL SOURCES	$120,483,800	44.59%
STATE SOURCES	121,192,857	44.86%
FEDERAL SOURCES	21,398,000	7.92%
SIXTEENTH SECTION SOURCES	3,781,825	1.40%
OTHER SOURCES (excluding interfund transfers)	3,325,880	1.23%
	$270,182,362	100.00%

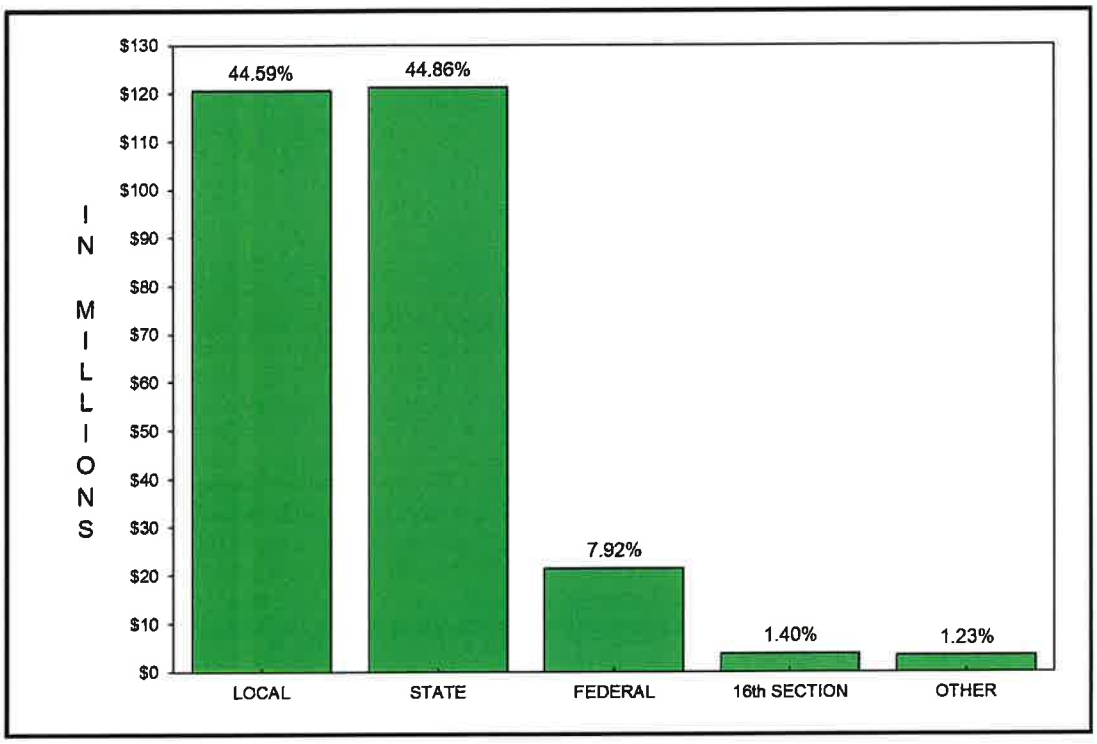

RANKIN COUNTY SCHOOL DISTRICT
BUDGETED LOCAL REVENUE
FISCAL YEAR 2026

	BUDGET AMOUNT	PERCENT OF TOTAL LOCAL SOURCES	PERCENT OF TOTAL BUDGET
AD VALOREM TAXES	$106,380,500	88.29%	39.37%
TUITION	1,795,000	1.49%	0.67%
DAILY LUNCH SALES	3,245,000	2.69%	1.20%
REVENUE FROM ACTIVITY FUNDS	4,668,000	3.88%	1.73%
INTEREST EARNINGS	3,545,500	2.94%	1.31%
OTHER LOCAL SOURCES	849,800	0.71%	0.31%
TOTAL BUDGETED LOCAL REVENUE	$120,483,800	100.00%	44.59%

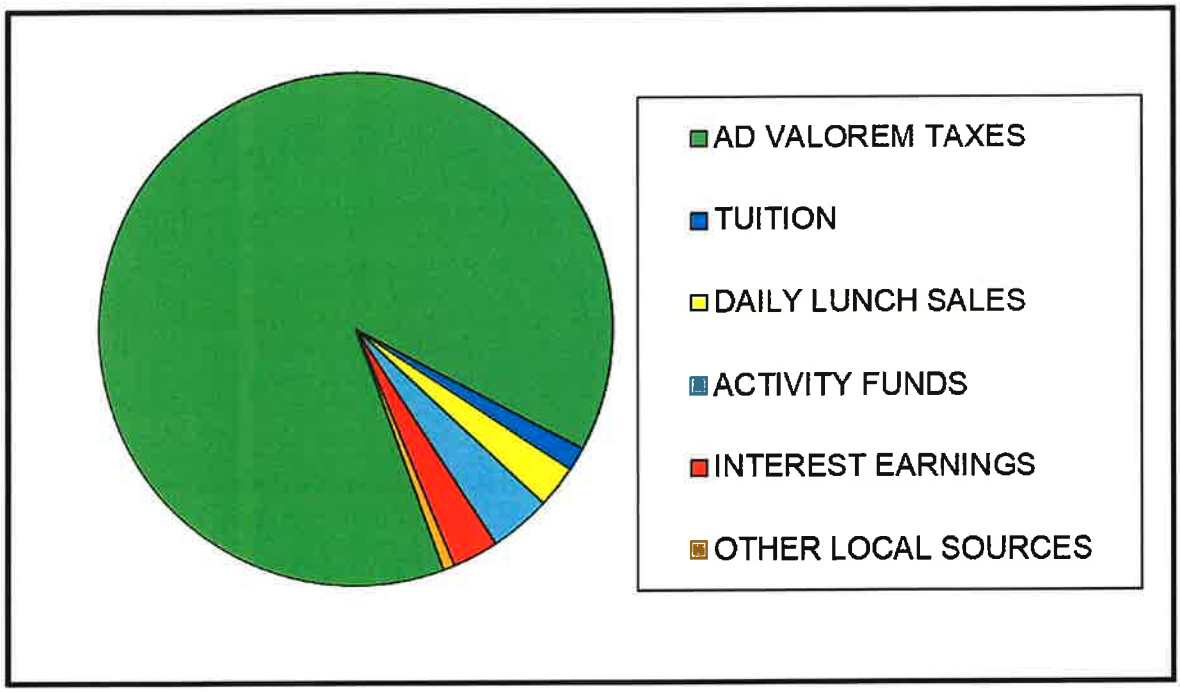

RANKIN COUNTY SCHOOL DISTRICT
BUDGETED EXPENDITURES BY FUNCTION
FISCAL YEAR 2026

	BUDGET AMOUNT	PERCENT OF TOTAL BUDGET
INSTRUCTION	$148,919,624	52.21%
SUPPORT SERVICES	94,777,075	33.23%
NON-INSTRUCTIONAL SERVICES	15,990,123	5.61%
SIXTEENTH SECTION USES	367,325	0.13%
FACILITIES ACQUISITION & CONSTRUCTION	2,030,000	0.71%
DEBT SERVICE	23,166,217	8.11%
	$285,250,364	100.00%

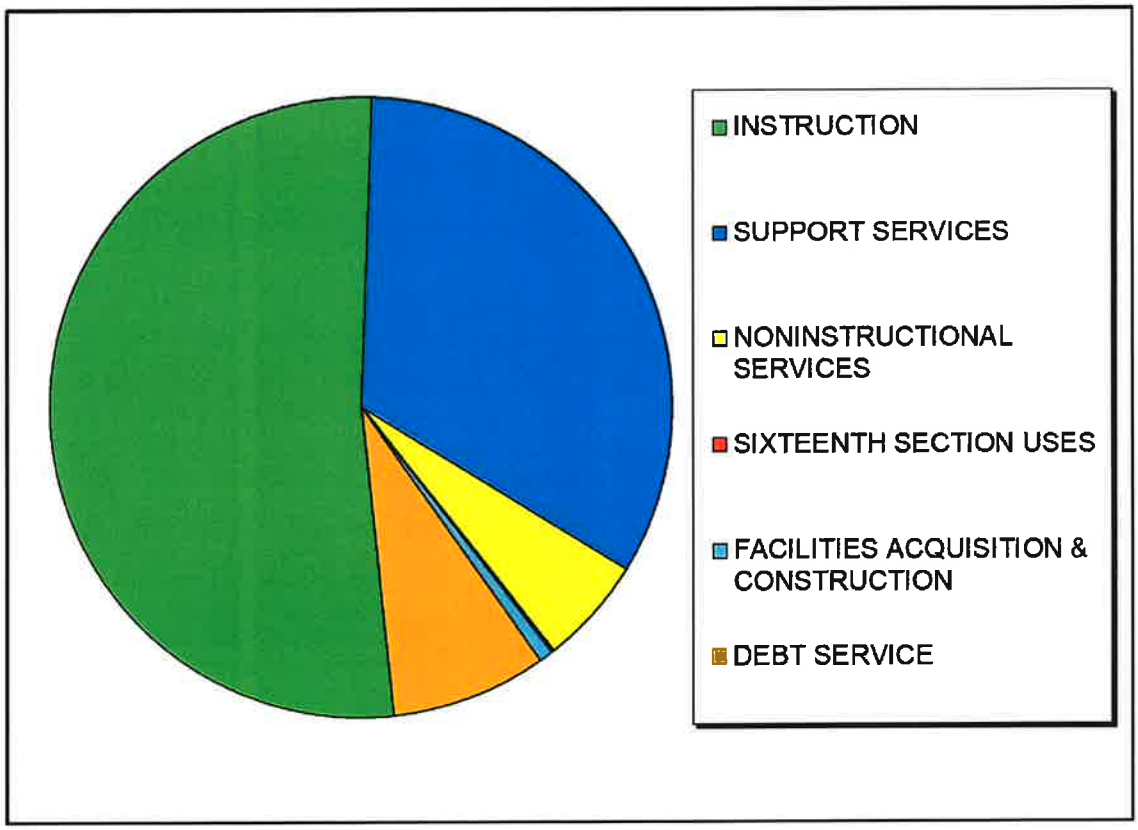

RANKIN COUNTY SCHOOL DISTRICT
BUDGETED EXPENDITURES OF SUPPORT SERVICES
FISCAL YEAR 2026

	BUDGET AMOUNT	PERCENT OF TOTAL SUPPORT SERVICES	PERCENT OF TOTAL BUDGET
STUDENTS	$15,828,703	16.70%	5.55%
INSTRUCTIONAL STAFF	11,142,532	11.76%	3.91%
GENERAL ADMINISTRATION	4,752,795	5.01%	1.67%
SCHOOL ADMINISTRATION	15,867,456	16.74%	5.56%
BUSINESS	1,786,757	1.89%	0.63%
OPERATION & MAINTENANCE OF PLANT	33,701,205	35.56%	11.81%
TRANSPORTATION	9,994,921	10.55%	3.50%
CENTRAL	1,702,706	1.79%	0.60%
	$94,777,075	100.00%	33.23%

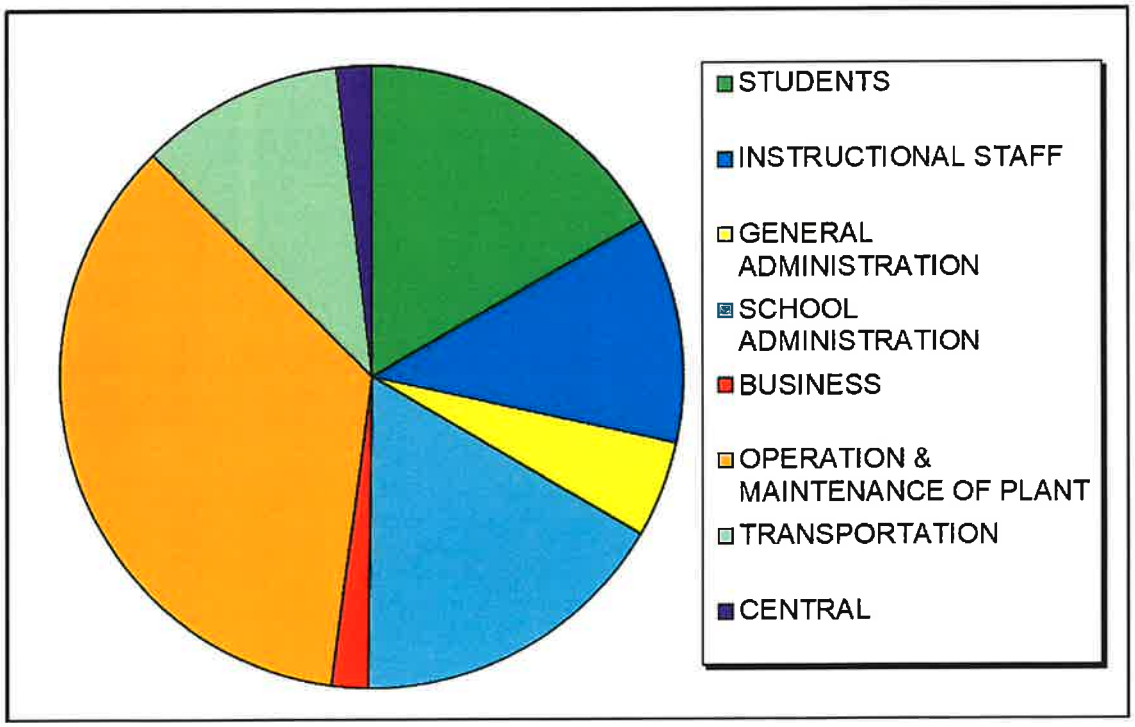

RANKIN COUNTY SCHOOL DISTRICT
BUDGETED EXPENDITURES BY OBJECT
FISCAL YEAR 2026

	BUDGET AMOUNT	PERCENT OF TOTAL BUDGET
SALARIES	$141,223,125	49.51%
EMPLOYEE BENEFITS	51,099,148	17.91%
PURCHASED PROFESSIONAL SERVICES	6,957,468	2.44%
PURCHASED PROPERTY SERVICES	25,255,426	8.85%
OTHER PURCHASED SERVICES	10,755,360	3.77%
SUPPLIES	17,690,365	6.20%
PROPERTY	7,706,421	2.70%
DEBT SERVICE	23,166,217	8.12%
OTHER OBJECTS	1,396,834	0.50%
	$285,250,364	100.00%

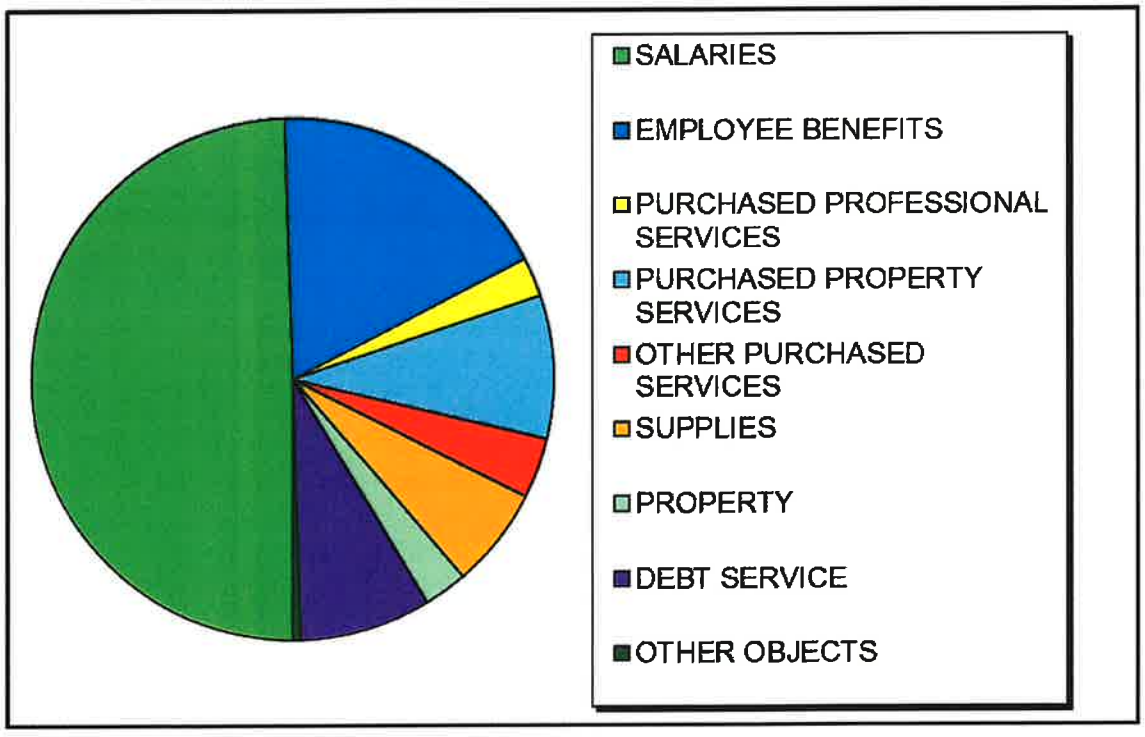

RANKIN COUNTY SCHOOL DISTRICT
SUMMARY OF INSTRUCTION BY OBJECT
BUDGETED EXPENDITURES
FISCAL YEAR 2026

	BUDGET AMOUNT	PERCENT OF TOTAL INSTRUCTION	PERCENT OF TOTAL BUDGET
SALARIES	$93,882,932	63.04%	32.91%
EMPLOYEE BENEFITS	34,049,732	22.86%	11.94%
PURCHASED SERVICES	10,165,815	6.83%	3.56%
SUPPLIES	6,554,334	4.40%	2.30%
PROPERTY	3,332,222	2.24%	1.17%
OTHER	934,589	0.63%	0.33%
TOTAL INSTRUCTION	$148,919,624	100.00%	52.21%

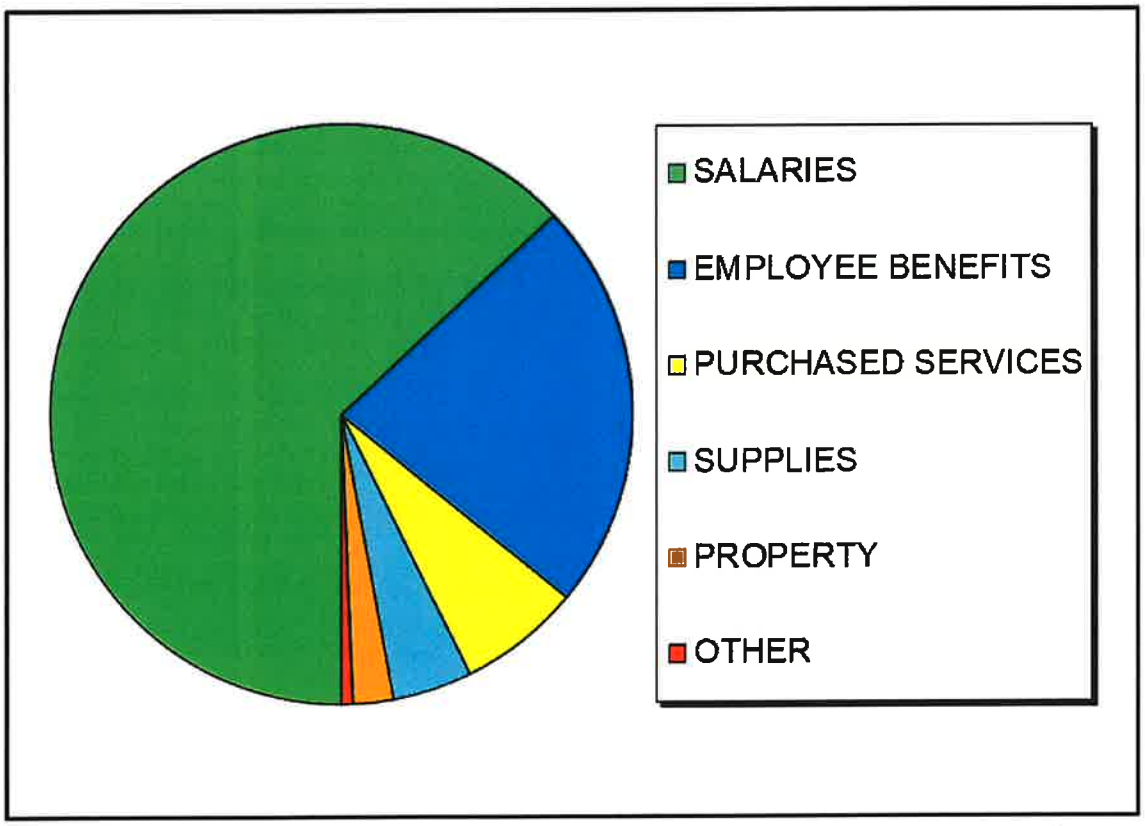

RANKIN COUNTY SCHOOL DISTRICT
DISTRICT MAINTENANCE FUND
ANALYSIS OF FUND BALANCE % TO REVENUE

BALANCE AS OF JUNE 30		% OF REVENUE	AMOUNT
2016		13.18%	$17,995,466
2017		15.41%	$21,389,346
2018		16.36%	$23,024,135
2019		16.06%	$23,107,422
2020		16.02%	$24,505,663
2021		20.06%	$31,427,542
2022		21.92%	$35,552,733
2023		21.67%	$38,818,008
2024		24.08%	$44,909,175
2025	Projected	21.34%	$44,000,000

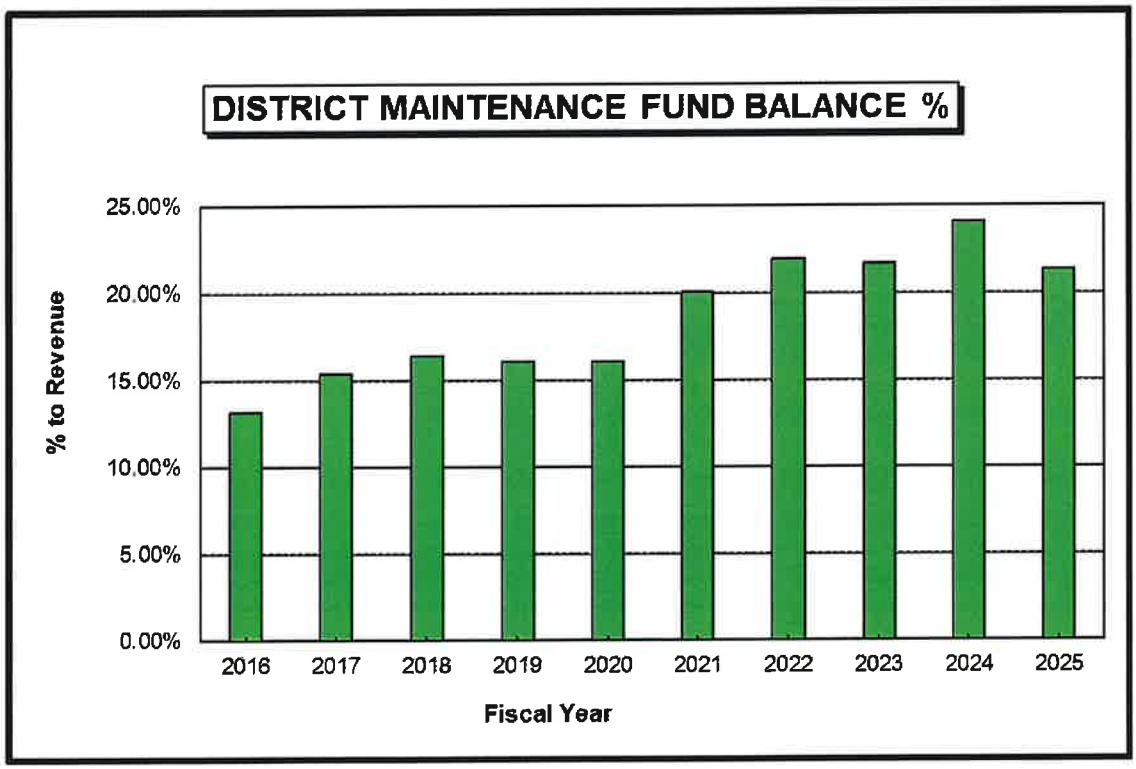

RANKIN COUNTY SCHOOL DISTRICT
DEBT SCHEDULE

FY 2025-2026

DESCRIPTION	FUND	ISSUE AMOUNT	ISSUE DATE	MATURITY DATE	BALANCE 6/30/2025	FY 2026 PAYMENT	BALANCE 6/30/2026
2017 BOND ISSUE	4034	100,750,000	6/20/2017	6/30/2042	86,200,000	3,375,000	82,825,000
2017 BOND ISSUE (2019 SERIES)	4035	77,750,000	2/26/2019	6/1/2043	68,425,000	2,160,000	66,265,000
3 MILL 20 YEAR (2007)	4024	17,000,000	8/1/2006	8/1/2026	2,375,000	1,155,000	1,220,000
3 MILL 12 YEAR (2015)	4027	8,000,000	5/27/2015	6/1/2027	1,520,000	750,000	770,000
3 MILL 5 YEAR (2020)	4028	4,100,000	8/6/2020	8/1/2025	850,000	850,000	0
3 MILL 10 YEAR (2020)	4029	2,000,000	8/6/2020	8/1/2030	1,270,000	195,000	1,075,000
3 MILL 10 YEAR (2023)	4020	13,500,000	8/1/2023	8/1/2033	12,380,000	1,166,000	11,214,000
3 MILL 10 YEAR (2025)	4021	23,000,000	5/22/2025	5/1/2035	23,000,000	1,985,000	21,015,000
2018 EEF NOTE	2410	4,905,000	6/1/2018	6/1/2028	1,635,000	530,000	1,105,000
2025 NOTE - COMPUTERS	1120/1907	4,373,117	3/25/2024	8/1/2026	2,915,411	1,457,707	1,457,704
2026 NOTE - COMPUTERS	1120/1907	2,450,880	3/25/2025	8/15/2027	2,450,880	816,960	1,633,920
TOTAL					$203,021,291	$14,440,667	$188,580,624

As of June 30, 2024, the percentage of the amount of outstanding bonded indebtedness to the assessed property valuation was 8.09%. The district is within the state law limitation percentage of 15%.

RANKIN COUNTY SCHOOL DISTRICT
HISTORICAL COMPARISON OF
ENROLLMENT

Enrollment as of February

FY19	19,144
FY20	18,990
FY21	18,343
FY22	18,560
FY23	18,576
FY24	18,365
FY25	18,064
FY26 (ESTIMATED)	18,100

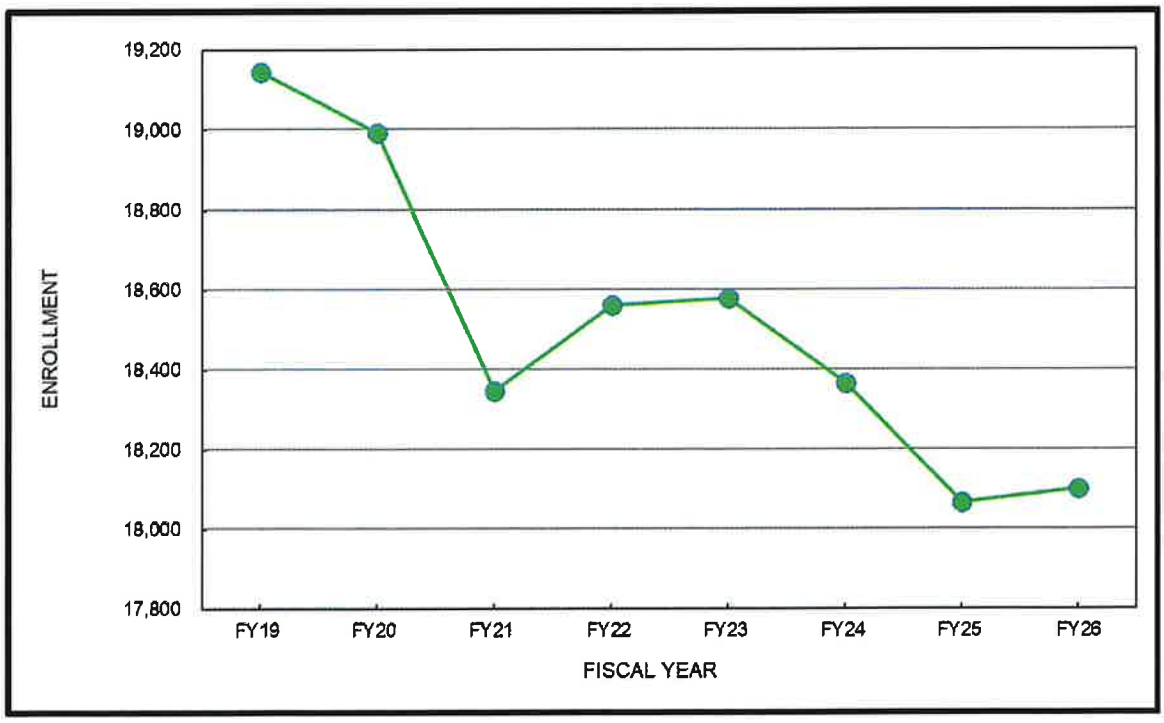

RANKIN COUNTY SCHOOL DISTRICT
HISTORICAL COMPARISON OF
ASSESSED VALUATION

Assessed Valuation

FY19	$1,445,160,000
FY20	$1,477,817,000
FY21	$1,538,000,000
FY22	$1,557,821,000
FY23	$1,632,957,000
FY24	$1,692,593,000
FY25	$1,837,709,816
FY26 (ESTIMATED)	$1,893,000,000

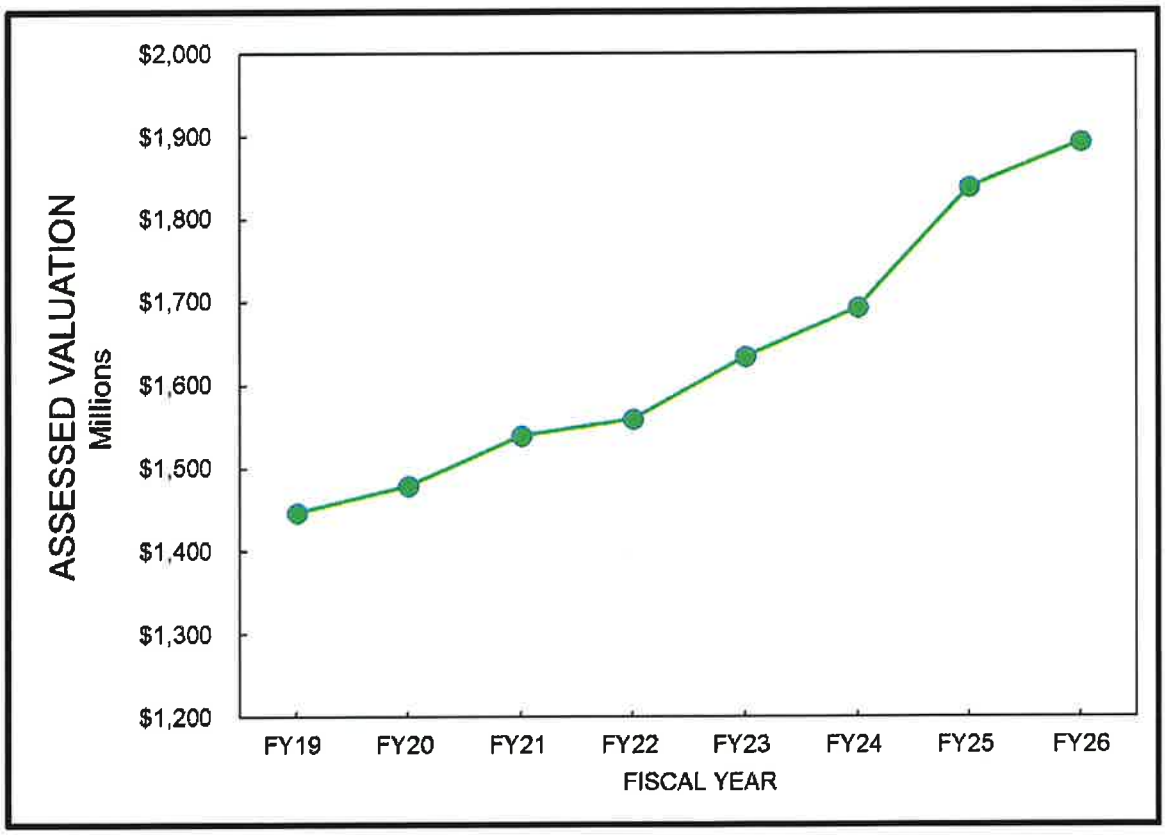

RANKIN COUNTY SCHOOL DISTRICT
HISTORICAL COMPARISON OF
OPERATIONAL MILLAGE LEVIES

Operational Millage	
FY19	44.18
FY20	46.18
FY21	44.25
FY22	44.25
FY23	44.25
FY24	44.25
FY25	45.25
FY26 (ESTIMATED)	46.50

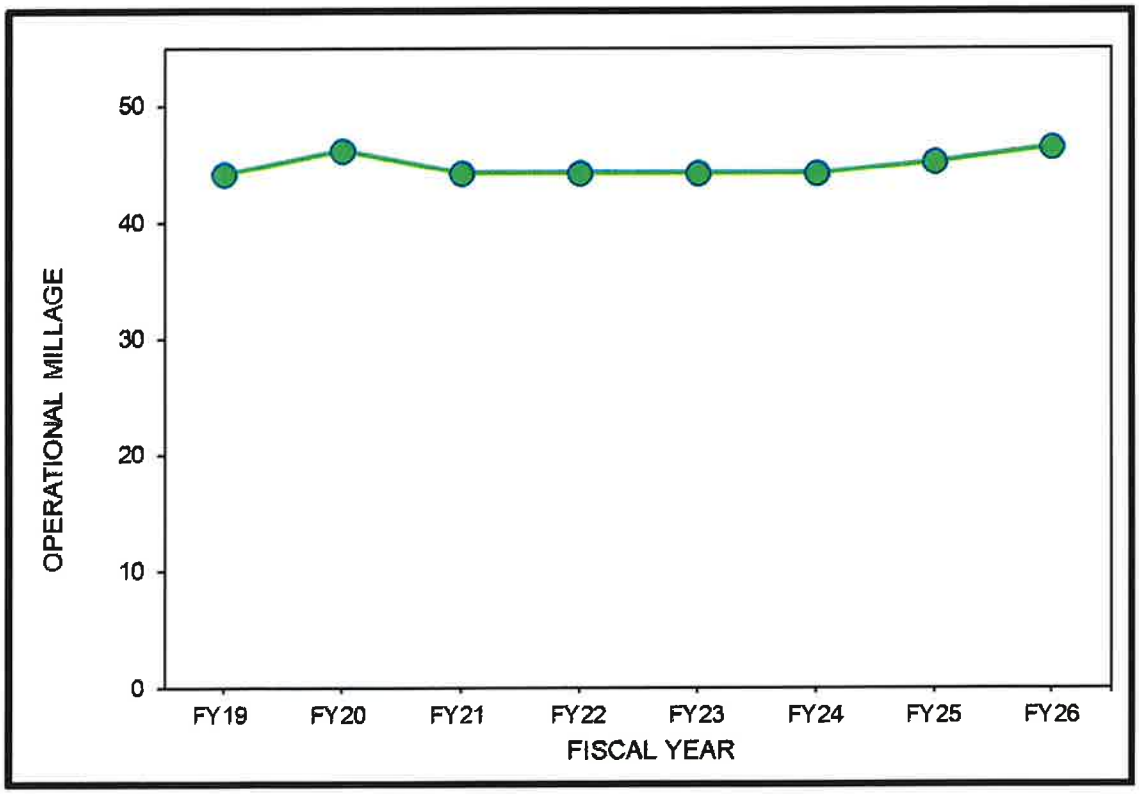

RANKIN COUNTY SCHOOL DISTRICT
HISTORICAL COMPARISON OF
DEBT SERVICE MILLAGE LEVIES

	Debt Service Millage
FY19	12.37
FY20	12.37
FY21	11.53
FY22	11.53
FY23	11.53
FY24	11.53
FY25	10.53
FY26 (ESTIMATED)	10.53

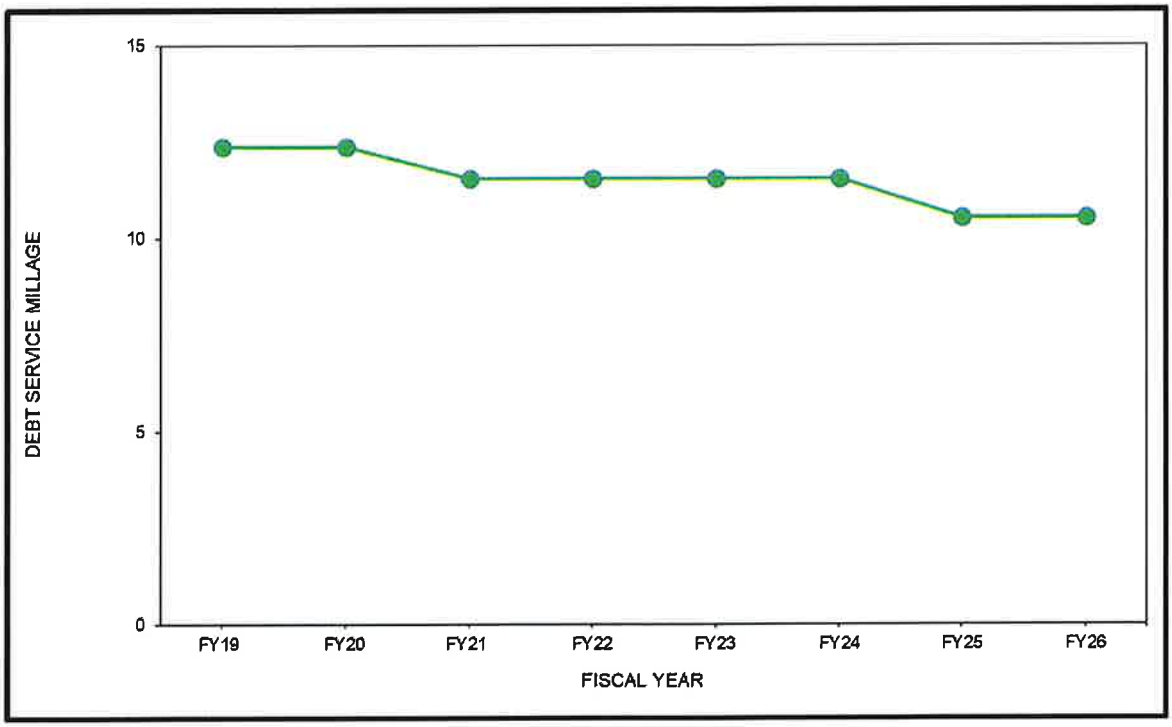

RANKIN COUNTY SCHOOL DISTRICT
HISTORICAL COMPARISON OF
TOTAL MILLAGE

	Total Millage
FY15	49.42
FY16	51.55
FY17	51.55
FY18	56.55
FY19	56.55
FY20	58.55
FY21	55.78
FY22	55.78
FY23	55.78
FY24	55.78
FY25	55.78
FY26 (ESTIMATED)	57.03

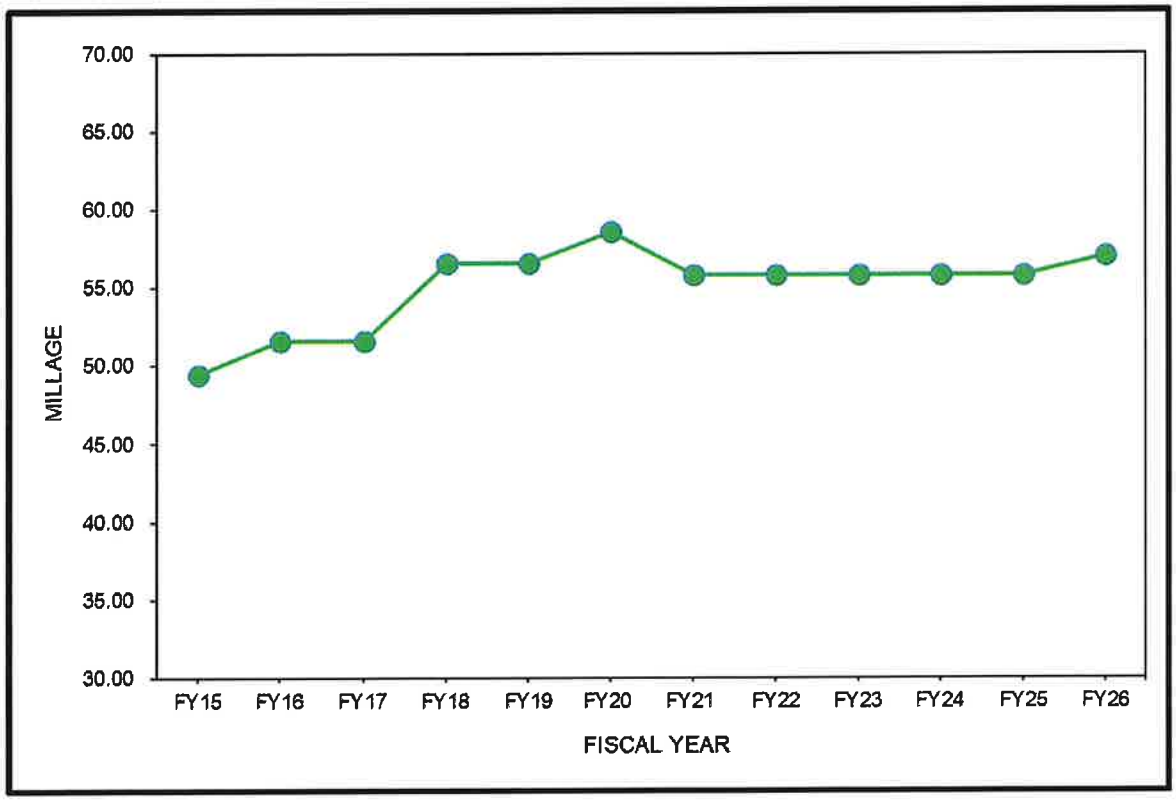

RANKIN COUNTY SCHOOL DISTRICT
COMPARISON OF TAX RATES
FOR FISCAL YEAR 2025

SCHOOL DISTRICT	TAX RATE (MILLS)
JACKSON	86.19
HINDS	70.69
CLINTON	67.94
LAMAR	61.25
PEARL	58.20
RANKIN	55.78
MADISON	54.55
DESOTO	52.85

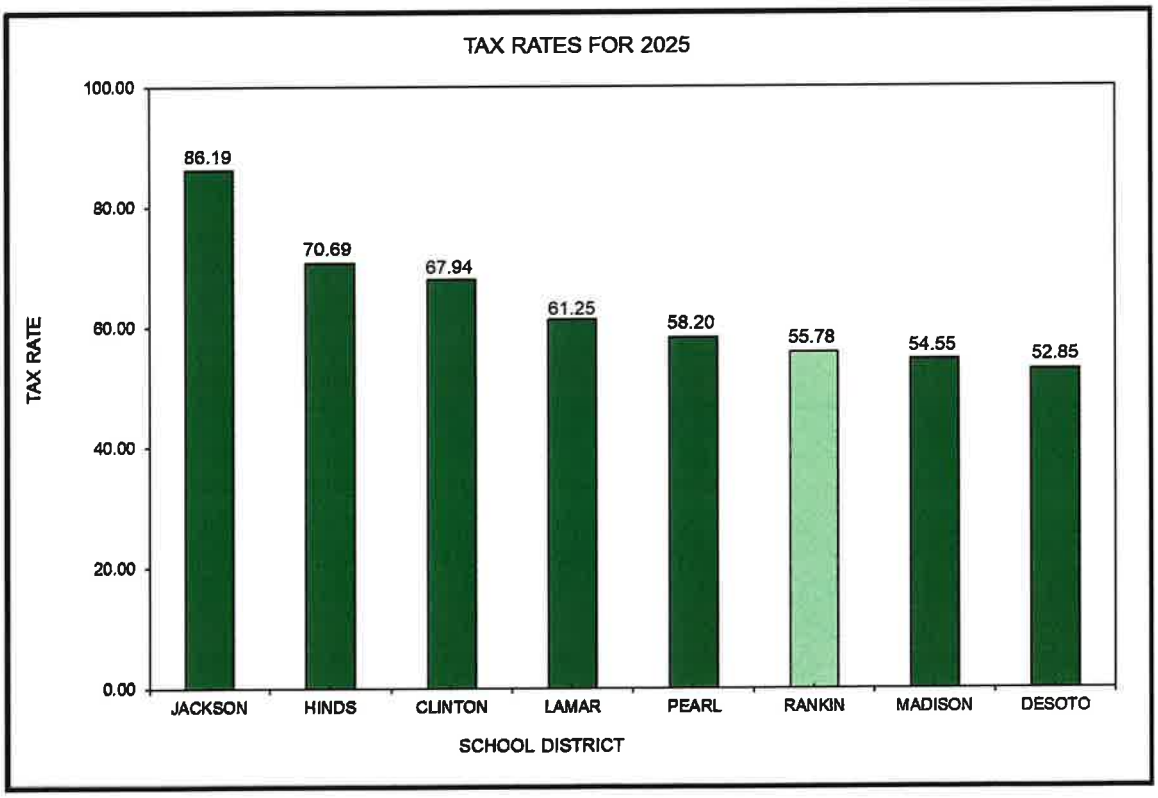

RANKIN COUNTY SCHOOL DISTRICT
Combined Budget
2026 FISCAL YEAR

Original x
Amended
Date June 25, 2025

	Governmental Fund Types					
REVENUES	General	Special Revenue	Capital Projects	Debt Service	Permanent Trust	Total
Local sources	96,054,800	3,648,500	1,050,000	19,730,500		120,483,800
Intermediate sources						0
State sources	116,915,811	4,277,046				121,192,857
Federal sources	247,000	21,151,000				21,398,000
Sixteenth section sources	1,669,825	82,000			2,030,000	3,781,825
Total Revenues	214,887,436	29,158,546	1,050,000	19,730,500	2,030,000	266,856,482
EXPENDITURES						
Instruction	132,699,448	16,220,176				148,919,624
Support services						
Students	13,244,177	2,584,526				15,828,703
Instructional staff	9,176,003	1,966,529				11,142,532
General administration	3,697,308	1,055,487				4,752,795
School administration	15,591,718	275,738				15,867,456
Business	1,786,757					1,786,757
Operation and maintenance of plant	22,539,405	141,800	11,020,000			33,701,205
Transportation	9,821,821	173,100				9,994,921
Central	1,702,706					1,702,706
Noninstructional services	1,706,500	14,283,623				15,990,123
Sixteenth section	302,325	65,000				367,325
Facilities acquisition and construction	0		2,030,000			2,030,000
Debt service	2,274,667	583,000		20,308,550		23,166,217
Total Expenditures	214,542,835	37,348,979	13,050,000	20,308,550	0	285,250,364
Excess of Revenues Over (Under) Expenditures	344,601	(8,190,433)	(12,000,000)	(578,050)	2,030,000	(18,393,882)
OTHER FINANCING SOURCES (USES)						
Other financing sources	30,266,255	5,722,981				35,989,236
Other financing uses	(31,486,356)	(477,000)			(700,000)	(32,663,356)
Total Other Financing Sources (Uses)	(1,220,101)	5,245,981	0	0	(700,000)	3,325,880
Excess of Revenues and Other Sources Over (Under) Expenditures and Other Uses	(875,500)	(2,944,452)	(12,000,000)	(578,050)	1,330,000	(15,068,002)
FUND BALANCES						
Fund Equity, July 1, 2025	52,194,000	7,950,000	25,566,000	15,193,000	23,600,000	124,503,000
Fund Equity, June 30, 2026	51,318,500	5,005,548	13,566,000	14,614,950	24,930,000	109,434,998