



CBSD FID WORKBOOK KINDERGARTEN

Name: _____



FLEXIBLE INSTRUCTION DAY 2





What is a **Flexible Instructional Day** also known as a “FID” Day?

In Pennsylvania, a flexible instructional day, as defined by the Department of Education, refers to a day when schools can deliver instruction remotely rather than canceling school due to inclement weather or other unforeseen circumstances.

What is the **purpose** of a Flexible Instructional Day?

The purpose of implementing flexible instructional days is to ensure that students continue to receive meaningful instruction even when traditional “in-person” learning is not possible. Flexible instructional days allow schools to maintain continuity in the educational process, ensuring that students can continue their learning without interruption. By utilizing technology and remote learning workbooks/resources, schools can provide students with access to instructional materials, assignments, and teacher support, regardless of physical location.

How will I know when Central Bucks is having a “FID” day?

- Central Bucks School District will send notifications to families via email, website, text notification, social media, etc. to communicate the “FID” day.
- Your child’s teacher will publish the FID content in Canvas:
 - Link to an online survey for attendance.
 - Link to an **optional** live Teams call for teacher “Office Hours.”

How will my child use the “Flexible Instructional Books” on these “FID” days?

This “flexible instructional book” is your child’s workbook that outlines the procedures, expectations, and resources for completing the work for a flexible instructional day. Here’s how such a book will be used:

- The **Flexible Instructional Book** provides approximately *4 hours* of instructional activities.
- Your child will complete reading, math, writing, and specials (*P.E., Music, Library, Art, or QUEST*) during the “FID” day.
- Your child will then return the “FID” book to their homeroom teacher when school resumes “in-person.”

How will my child use Canvas on these “FID” days?

- Students will access Canvas via Classlink on district provided device
- Attendance will be submitted via Canvas
- Office Hours will be offered via a Teams call linked in Canvas from 12:00-12:30
- Digital workbooks will be linked to Canvas

What if I need to use a personal device and can’t find my students Username and password?

- Student usernames can be found in the Parent Portal of Infinite Campus. It is located in the “More” section of the Main Menu under “Family Information”. The username is the student’s full email address. Ex: Smith.J123@student.cbsd.org. The password for new students is Uppercase first initial, lowercase last initial, and their 6 digit birthday. Ex: James Smith born on 07/08/2009 a password of Js070809



CBSD FID WORKBOOK KINDERGARTEN



MATH DAY 2



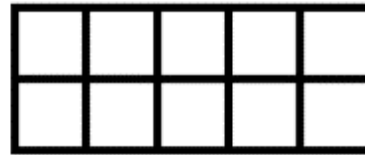

FLEXIBLE INSTRUCTIONAL DAY 2: MATH

MATH LESSON SUMMARY

Counting and Ten Frames
(30 minutes)



9 7 6



ACTIVITY:

Count the items and circle the correct number to tell how many. The first one is done for you.


1 2 3 4 5 6 7 8 9

9 7 6

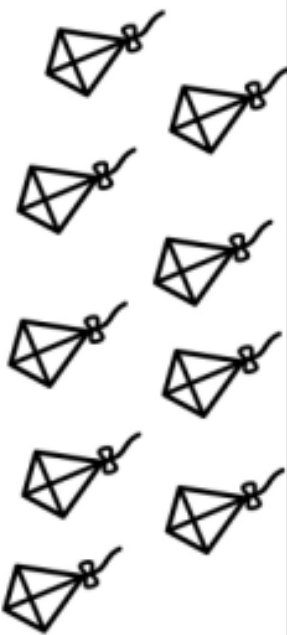
9 7 6

6 8 10


Count the items and circle the correct number to tell how many.



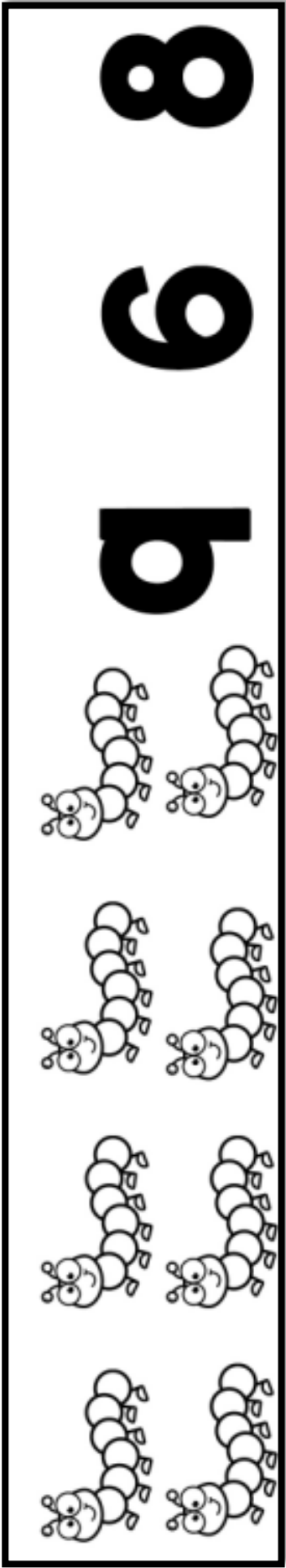
7 6 8



8 9 10



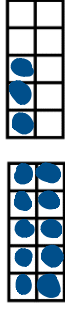
6 10 8



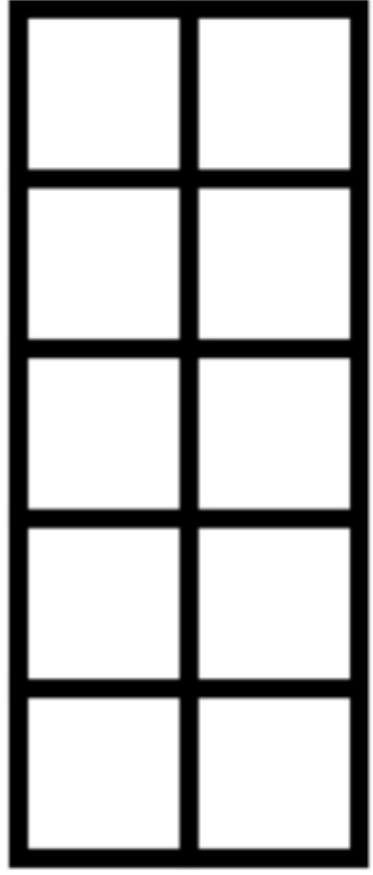
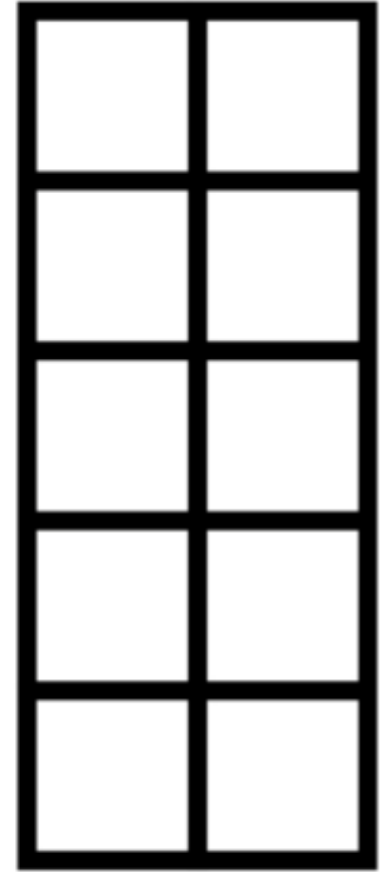
ACTIVITY:

Directions: Color the Ten Frames to represent the given number. An example would look like this:

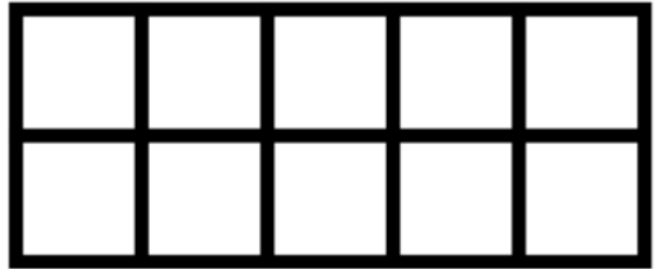
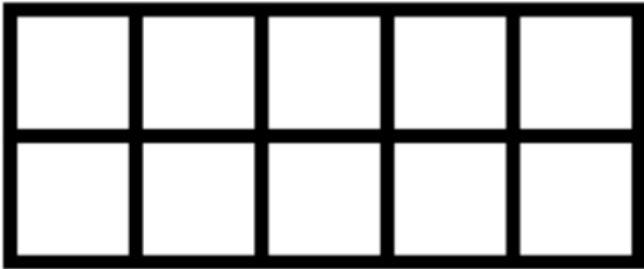
Color to show 13.



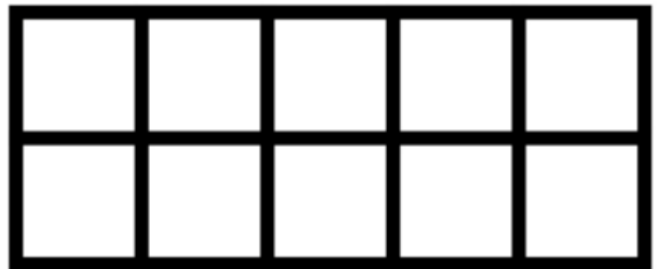
Color to show 12.



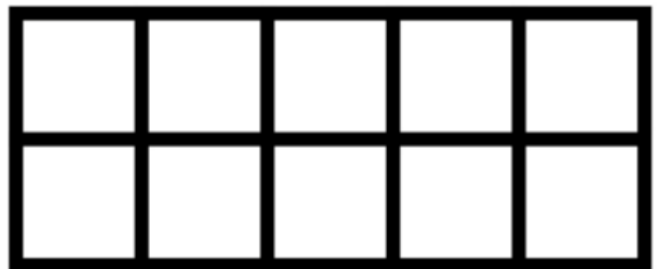
Color to show 16.



Color to show 20.



Color to show 11.



Bonus: Make your own.

I made _____.

I made _____.

I made _____.



CBSD FID WORKBOOK KINDERGARTEN



READING AND WRITING DAY 2



FLEXIBLE INSTRUCTIONAL DAY 2: READING AND WRITING

READING AND WRITING LESSON SUMMARY

Total Time – 40 Minutes		
Time	Focus	Description
10 Minutes	Reading Horizons Phonics	Review alphabet letters. 1. Name all 26 letters. 2. Review F f.
10 Minutes	Reading	Read a book to review letters, slides, and words.
10 Minutes	Writing	Draw and/ or write about your day.
10 Minutes	Handwriting	Practice letter formation.

Name _____

The alphabet has 26 letters.
There are 21 consonant letters
and five vowel letters Aa, Ee, Ii,
Oo, and Uu.

Alphabet Introduction

It is important to know the letters of the alphabet.
You can read and write many different words when
you know the letters and sounds of the alphabet.

Point to each letter and say its name.

Aa Bb Cc Dd Ee Ff

Gg Hh Ii Jj Kk Ll

Mm Nn Oo Pp Qq Rr

Ss Tt Uu Vv Ww

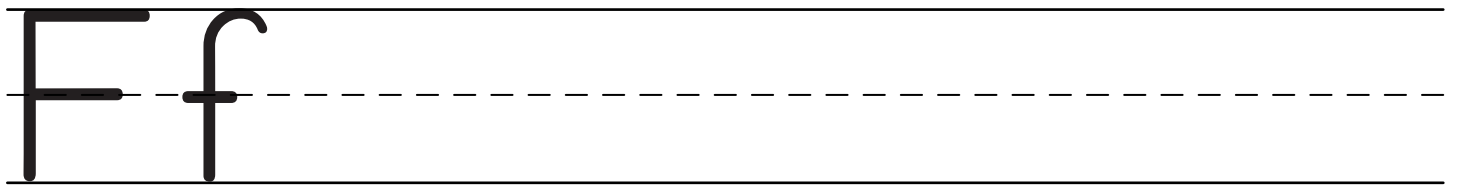
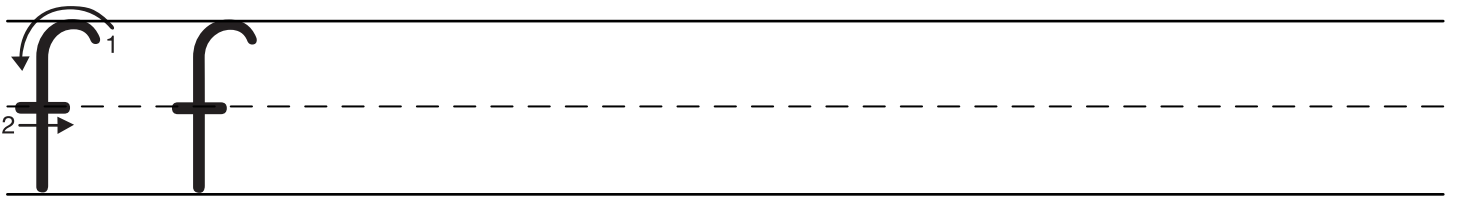
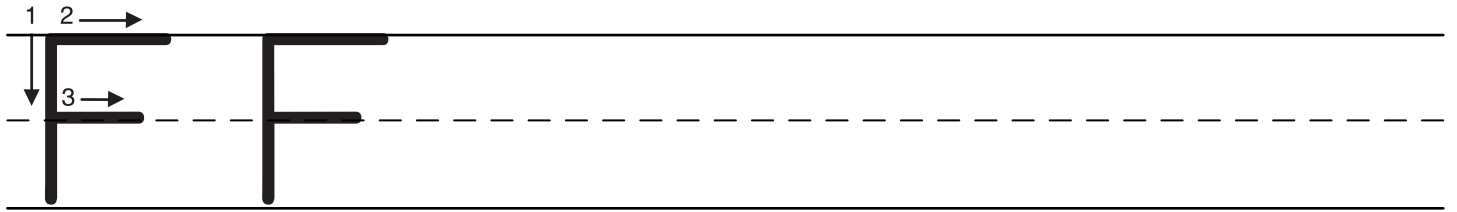
Xx Yy Zz

Name _____

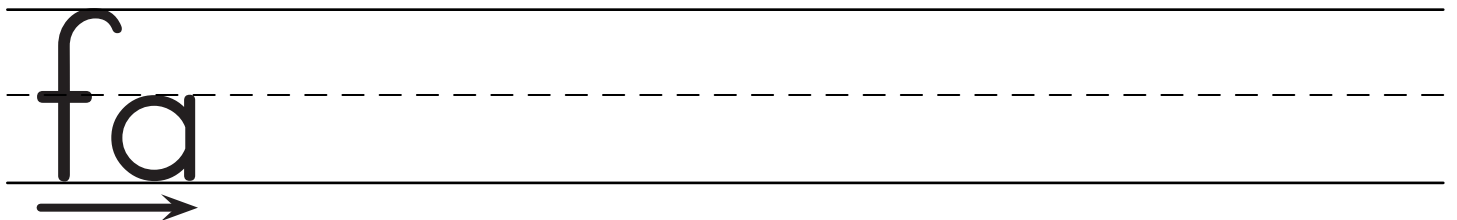
The name of this letter is *f*. *F* is a consonant. The sound of *f* is /f/, as in *fun*.

Consonant *F*

Write rows of the letter *f* matching the example at the beginning of each row. Each time you write a letter, say the name and the sound: *f*, /f/; *f*, /f/.



Write several *fa* slides. Remember to add a slide arrow. Say the sound of the *fa* slide each time you write it.



READING - 10 Minutes

Directions:

Read the "Letter Review" story to a family member, a pet, or a stuffed animal.

Letter Review



Kindergarten Letter
Review



Reading Horizons Discovery® Kindergarten Little Books for Chapter 1 focus on a single alphabet letter. These books contain images of each letter's upper and lowercase formation, the target letter in a slide, and simple words (with illustrations) that begin with the letter.

Letter Group books review the last five to six letters students have learned. After Letter Group 1, books will include decodable phrases and sentences. Decodability is based on the letters and high-frequency words students have already learned at that point in the sequence of instruction.

Teachers can use these books to help reinforce vital print concepts such as book orientation, print movement from left to right, spacing between words, and distinguishing features of a sentence.

A a

This is the letter A.

Bb

This is the letter B.

b a



bag
xg

F f

This is the letter F.

f a



fadd

x

Dd

This is the letter D.

da da



dab



Gg

This is the letter G.



gab
x



Dad and the bag

The End

WRITING - 10 Minutes

Directions:

1. Using the writing paper provided, draw a picture of your day in the box.
2. **Optional:** On the lines, write about your day using words or sentences.

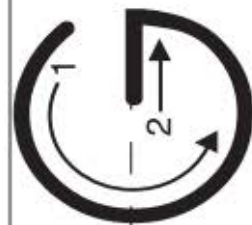
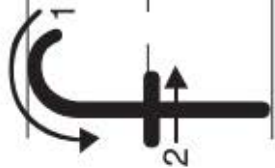
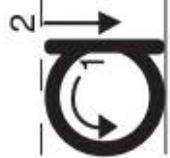


HANDWRITING - 10 Minutes

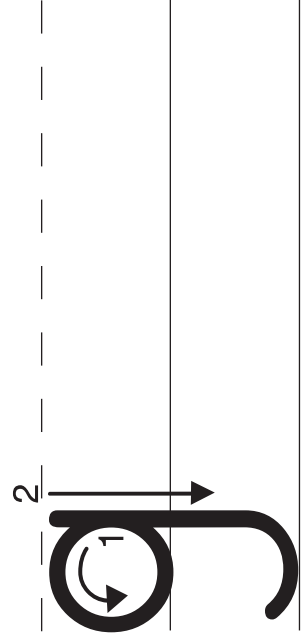
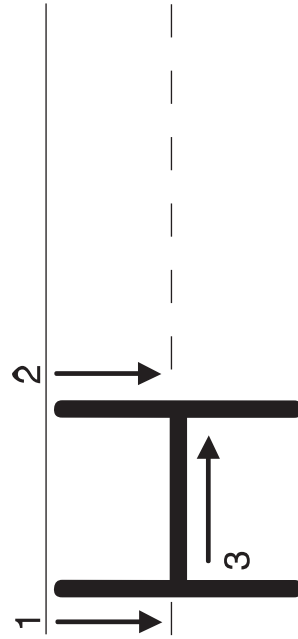
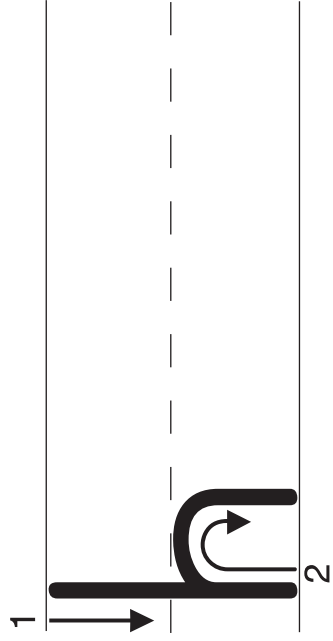

Directions:

1. Hold your pencil correctly.
2. Trace each letter using the lines provided.
3. Write each letter one time on the dotted lines.
4. Name each letter and say the sound as you write it.

Kindergarten Quick Start Dictation Board: Consonant G



Kindergarten Quick Start Dictation Board: Consonant H





CBSD FID WORKBOOK KINDERGARTEN



SPECIALS DAY 2



ART - Kindergarten

TIME

20 minutes


Learning Goal: I will draw one big wavy line across my page and color every shape with a different color.

FID day
2

Materials

- pencil
- handout
- color materials

1 I can use my pencil and draw a wavy line until I fill the page.



2 I can fill each shape with a different color.



3 I can use a dark marker or crayon, like black, and try to outline all my pencil lines.



ART - Kindergarten

**Create your
artwork here**

