



## PLAAFP Statement

### Present Levels of Academic Achievement and Functional Performance

This tip sheet introduces the present levels of academic achievement and functional performance statement, or PLAAFP statement. It includes a brief summary of federal regulations and tips for implementation. To learn more, review the additional resources and check with state law for additional requirements.

#### What Does IDEA Say?





According to [IDEA Sec. 300.320 \(a\)\(1\)](#), each child's IEP must contain...

“(1) A statement of the child’s present levels of academic achievement and functional performance, including—  
(i) How the child’s disability affects the child’s involvement and progress in the general education curriculum (i.e., the same curriculum as for nondisabled children); or  
(ii) For preschool children, as appropriate, how the disability affects the child’s participation in appropriate activities.”

“There should be a direct relationship between the present levels of performance and the other components of the IEP.” U.S. Department of Education, Code of Federal Regulation, 1999, Appendix C, Question 36


#### Elements of a High-Quality PLAAFP Statement\*

A fully developed, well-written PLAAFP statement is the foundation of the individualized education program (IEP) and is used to specify appropriate goals, services, supports, accommodations, and placement for the student. The IEP team can begin the process of developing a high-quality PLAAFP statement by holding a discussion that centers around four essential elements: student needs, effect on progress in general education, baseline information, and connection to goals and/or services.

PLAAFP Element	Description	Guiding Questions
 <b>Student Needs</b>	Information on the student’s current academic and/or functional needs	What are: <ul style="list-style-type: none"> <li>• The impacts of the disability as identified in evaluation?</li> <li>• The academic and functional needs resulting from the disability?</li> <li>• The parents’ concerns?</li> <li>• The instructional adaptations the student needs?</li> <li>• Ways in which the student’s strengths can help address the identified areas of need?</li> </ul>
 <b>Effect on Progress in General Education</b>	An explanation of how the disability affects the student’s involvement and progress in the general education curriculum	How does the student’s disability affect: <ul style="list-style-type: none"> <li>• Involvement in general education?</li> <li>• Access to the general education curriculum?</li> <li>• Progress in the general education curriculum?</li> </ul>
 <b>Baseline Information</b>	Baseline data for monitoring student progress	Are the data being reviewed to determine whether the student is making progress: <ul style="list-style-type: none"> <li>• Specific? Objective? Measurable?</li> <li>• Something that can be collected frequently?</li> </ul> And do these data relate to: <ul style="list-style-type: none"> <li>• Identified areas of need?</li> <li>• State content standards?</li> </ul>
 <b>Connection to Goals and/or Services</b>	Bridge between the PLAAFP statement and measurable annual goal	<ul style="list-style-type: none"> <li>• Is there enough information in the PLAAFP statement to develop a challenging, ambitious, measurable annual goal?</li> <li>• Is there enough information in the PLAAFP statement to determine what special education, related services, supplementary aids and services, and program modification or supports for school personnel are needed?</li> </ul>

\*This content was adapted with permission from IRIS Module: IEPs: Developing High-Quality Individualized Education Programs. High Quality PLAAFP Statements pg. 6





## Tips for Developing the PLAAFP Statement

- ✓ Address all of the student’s educational needs identified in the evaluation.
- ✓ Include a description of changes in student functioning since the last IEP was developed.
- ✓ Include objective, measurable data to describe current performance.
- ✓ Explain how specific accommodations and modifications are needed and will be used by the student.
- ✓ Structure the baseline statement using the same structure as the annual goal.
- ✓ Compare the student’s baseline performance to grade-level expectations.
- ✓ Include administration dates and names of measurement tools to the extent possible.

## Where can you learn more?



**The What and Why of Present Levels of Academic Achievement and Functional Performance (PLAAFP)**

(PROGRESS Center). This 30 minute online course explains the IDEA definition of the PLAAFP statement, the critical role of the PLAAFP statement in the development of a high-quality IEP, and tips for developing PLAAFP statements.



**Looking for Connections: Ensuring the Parts of the IEP Work Together Activity**

(PROGRESS Center). This activity is intended to help educators and administrators analyze whether the parts of the IEP work together and ensure that they are driven by student needs as described in the PLAAFP statement.



**Understanding the Present Levels of Academic Achievement and Functional Performance Statement**

(PACER Center). This resource offers questions for the IEP team when developing PLAAFP statements. It provides phrases and example statements and data sources that teams might use to develop PLAAFP statements.



**What is Included in the IEP Document? High Quality PLAAFP Statements**

(IRIS Center). This section is one component of the IRIS module, *Developing High-Quality Individualized Education Programs*. It describes elements of high-quality PLAAFP statements and guiding questions for IEP teams.



**PROGRESS Center Website.** The PROGRESS website includes additional information about developing high-quality IEPs and additional tip sheets in this series.



1400 Crystal Drive, 10th Floor | Arlington, VA 22202  
202-403-5000 | [www.air.org](http://www.air.org)

[www.promotingprogress.org](http://www.promotingprogress.org)



This material was produced under the U.S. Department of Education, Office of Special Education Programs, Award No. H326C190002. David Emenheiser serves as the project officer. The views expressed herein do not necessarily represent the positions or policies of the U.S. Department of Education. No official endorsement by the U.S. Department of Education of any product, commodity, service, or enterprise mentioned on this website is intended or should be inferred. This IEP Tip Sheet was updated as of 2/2024.

Notice of Trademark: “American Institutes for Research” and “AIR” are registered trademarks. All other brand, product, or company names are trademarks or registered trademarks of their respective owners.