



OLENTANGY SCHOOLS BOARD OF EDUCATION

JUNE 24, 2026

REGULAR MEETING



OLENTANGY SCHOOLSSM
Flourish Here.



BOARD PRESIDENT'S REPORT

Brandon Lester

Board of Education President



OLENTANGY SCHOOLSSM
Flourish Here.



2026 COMMUNITY PARTNER RECOGNITION



OLENTANGY SCHOOLSSM
Flourish Here.



OLENTANGY SCHOOLSSM



ANNUAL FOOD SERVICE UPDATE

Bethany Lenko, RD, LD, SNS
Director of Food Service



OLENTANGY SCHOOLSSM
Flourish Here.

FOOD SERVICE DEPARTMENT OVERVIEW

- National School Lunch Program (NSLP) and School Breakfast Program (SBP) Sponsor
 - Overseen by United States Department of Agriculture and Ohio Department of Education & Workforce Office of Nutrition
 - As a sponsor, the department receives reimbursement from the Federal government for each meal that is served to a student that meets the following criteria:
 - Federal meal pattern and federal requirements.
 - Offer free and reduced-price meals to eligible children.
- We also must follow Smart Snacks in Schools – which are federal à la carte standards that apply to all items not served as part of the student meal – includes both foods and beverages.
- Olentangy Food Service operates as an independent entity and as a non-profit department
- 27 on-site kitchens
- 27 food service managers
- ~120 food service workers (not including our Food Service Substitutes)
- Two maintenance positions, two administrative assistants, two supervisors, one director



2025-26 SCHOOL YEAR RECAP

Current Olentangy meal pricing is as follows:

	Breakfast Meal Price	Lunch Meal Price
Paid	\$1.50	\$2.50 Elementary \$2.75 Middle School \$3.00/\$3.50 High School
Reduced*	\$0.00	\$0.00
Free	\$0.00	\$0.00

Federal reimbursement for meals remains at the standard rates:

	Breakfast Federal Reimbursement	Lunch Federal Reimbursement
Paid	\$.40	\$.53
Reduced*	\$2.16	\$4.29
Free	\$2.46	\$4.69

*State budget is picking up the cost of reduced-price meals for families

2025-26 SCHOOL YEAR RECAP

TOTAL MEALS SERVED

Meal Service	Average Served per day	Yearly Totals
Breakfast	1,970	327,044
Lunch	11,735.34	1,948,067
À La Carte (thru April)	8,001.22	1,176,179
Total Meals (thru April)	21,749	3,197,067



2025-26 SCHOOL YEAR RECAP

- Revenue – thru April 2026
 - Average per operating day \$70,383.81/\$3.24 per meal
- Expenses including overhead – thru April 2026
 - Average per operating day \$76,931.42/\$3.54 per meal
- Loss of \$6,547.61 per operating day/\$.30 per meal
- Positive carryover balance
 - The Food Service account currently maintains a positive carryover balance due to surplus revenue generated in previous school years
- Meal price outlook
 - There will be no meal price increase for the 2026–27 school year; however, price adjustments are anticipated in future years as program costs continue to rise



2025-26 SCHOOL YEAR RECAP

- Implemented new menu bar concepts at high school level: Asian Grill Bar & Mediterranean Grill
- Completed Administrative, Resource Management, and Procurement Reviews by ODEW's Office of Nutrition
- Pancake syrup blind taste test at WRES
- Piloted new Botrista Machine at OHS, an automated beverage machine that serves Smart Snack-compliant refreshers, lemonade, coffee, and tea drinks
- Piloted online production records in four kitchens
- Fifth graders at each elementary school planned their last theme day lunch



PLANNING FOR THE 2026-27 SCHOOL YEAR

- New point of sale system – PaySchools
- Continue rollout of online production records to remaining kitchens
- A new meal pattern is anticipated due to changes in the Dietary Guidelines for Americans, 2025–2030





OLENTANGY SCHOOLSSM

THANK YOU

PRELIMINARY DISTRICT OHIO STATE TESTS RESULTS

Jeanette Brunswick

Director of Data and Continuous
Improvement



OLENTANGY SCHOOLSSM
Flourish Here.

OHIO STATE TESTS

- Tests were given between April 7 – May 8
- Tests administered included:
 - English Language Arts – Grades 3-8 and ELA II (10th grade)
 - Math – Grades 3-8, Algebra I and Geometry
 - Science – Grades 5, 8 and Biology
 - Social Studies – American History and American Government
- Student Reports were emailed to families on June 3



OHIO STATE TESTS - ELEMENTARY

Grade Level	Test	% Accomplished or Advanced	% Proficient or Better	State Proficiency
3	English Language Arts	65%	82%	60%
	Math	70%	83%	62%
4	English Language Arts	70%	85%	62%
	Math	79%	89%	68%
5	English Language Arts	75%	88%	71%
	Math	64%	83%	59%
	Science	68%	82%	63%



OHIO STATE TESTS – MIDDLE SCHOOL

Grade Level	Test	% Accomplished or Advanced	% Proficient or Better	State Proficiency
6	English Language Arts	63%	83%	56%
	Math	64%	84%	56%
7	English Language Arts	76%	89%	63%
	Math	65%	85%	49%
8	English Language Arts	56%	84%	59%
	Math	35%	73%	52%
	Science	77%	88%	61%



OHIO STATE TESTS – HIGH SCHOOL

Test	% Accomplished or Advanced	% Proficient or Better	State Proficiency
ELA II	58%	86%	60%
Algebra I	66%	89%	57%
Geometry	63%	85%	45%
Biology	71%	92%	66%
American History	60%	91%	72%
American Government <small>*Spring results only</small>	45%	89%	71%



OHIO STATE TESTS – CELEBRATIONS

- Increased proficiency percentage in 11 of 20 tests
- Increased Accomplished/Advanced percentage in 12 of 20 tests
- Outscored state proficiency percentages by 19% to 37%
- Olentangy's Advanced/Accomplished percentage exceeded the state proficiency percentage in 15 out of 20 tests
- 903 total tests with highest possible ("perfect") score



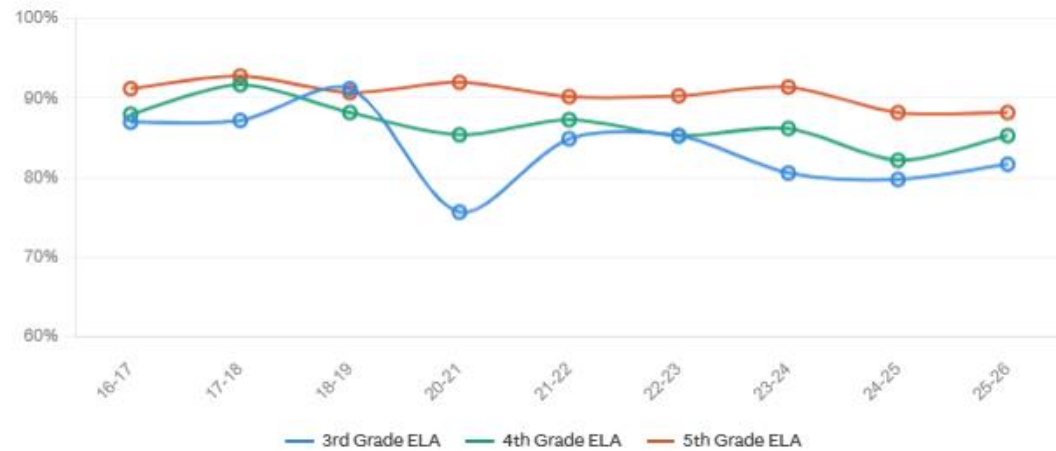
OHIO STATE TESTS – AREAS FOR GROWTH

- Increase Proficiency for:
 - 3rd grade ELA
 - 5th grade science
 - 8th grade math
- Increase Accomplished/Advanced percentage for:
 - 8th grade ELA
 - 10th grade ELA
 - American Government

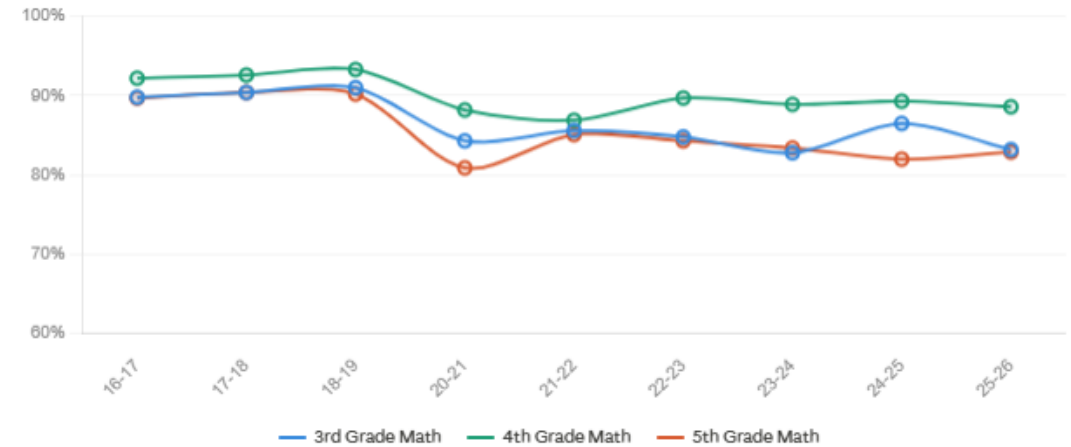


OHIO STATE TESTS – TREND ANALYSIS

ELA Grades 3-5
District Proficiency Rate

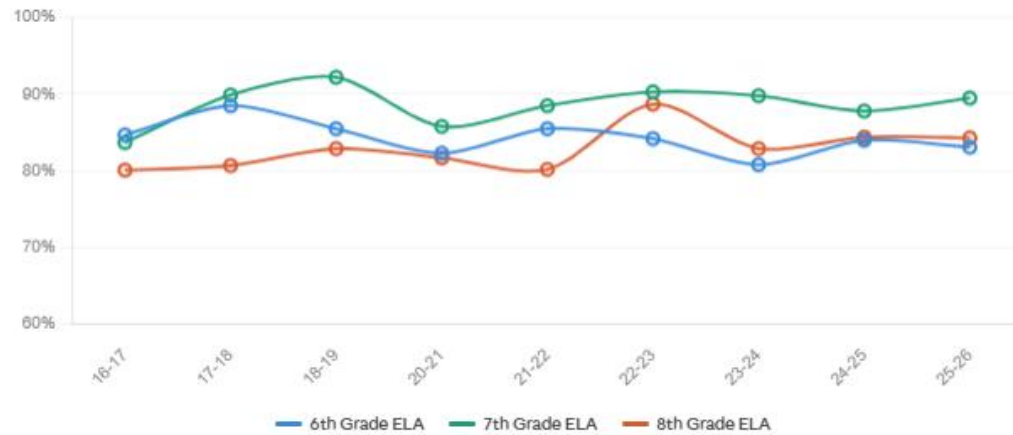


Math Grades 3-5
District Proficiency Rate

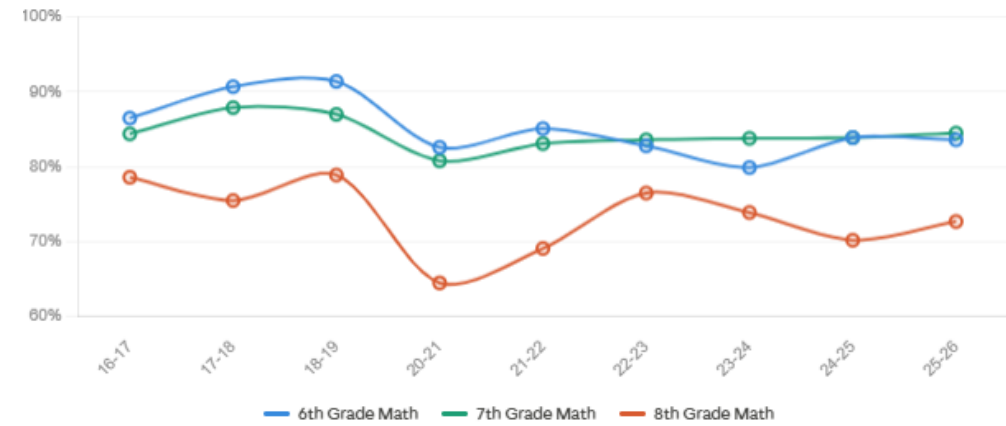


OHIO STATE TESTS – TREND ANALYSIS

ELA Grades 6-8
District Proficiency Rate

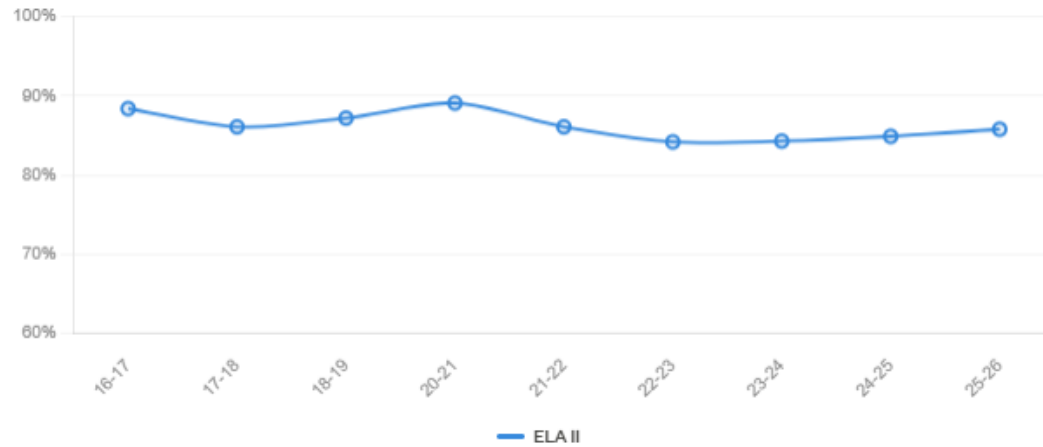


Math Grades 6-8
District Proficiency Rate

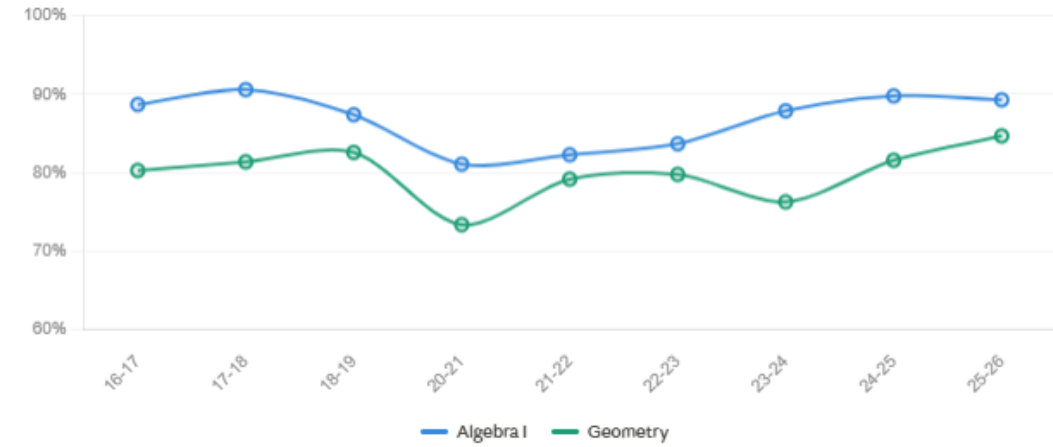


OHIO STATE TESTS – TREND ANALYSIS

ELA II
District Proficiency Rate



Algebra I & Geometry
District Proficiency Rate



OHIO DIRECT ADMISSION



How It Works

- Automated system matches students to colleges
- Uses existing data: GPA, class rank, test scores
- Students receive admission offers automatically—no application needed



Who Is Eligible

- Students graduating in 2026–2027
- Must attend an opted-in school/district
- Must complete institution's opt-in form & graduate on time



Participating Colleges

- Colleges/universities set their own admission criteria
- May require additional steps for specific majors
- Multiple offers possible from different institutions



District Action Steps

- Complete the district opt-in process by July 15
- Communicate program availability to families
- Inform families how to opt out of the program if they choose





OLENTANGY SCHOOLSSM

THANK YOU



SUPERINTENDENT'S REPORT

Todd R. Meyer
Superintendent



OLENTANGY SCHOOLSSM
Flourish Here.

STUDENTS AND STAKEHOLDERS

Congratulations to our **Track and Field State Champions:**

- Olentangy High School's **Brody M., Jacob L., Joaquin L., and Jet C.** won the boys 4x200 relay
- Olentangy Berlin High School's **Miles K.** won the boys 300m hurdles
- Olentangy Liberty High School's **Elena A.** won the girls 3200m, and **TJ L.** won the boys 110m hurdles



STUDENTS AND STAKEHOLDERS

Congratulations to our **THREE-TIME** state champions - the **Olentangy Liberty High School girls' lacrosse team!** They had their fourth consecutive state finals appearance against Upper Arlington, on Sunday, June 7, and won their third consecutive state title.



STUDENTS AND STAKEHOLDERS

Olentangy's Summer Enrichment Experience took place the first two weeks of June at Glen Oak Elementary, Freedom Trail Elementary, and Orange Middle School. This program allows students to explore new interests, develop skills, and engage in hands-on learning opportunities beyond the traditional school day.



STUDENTS AND STAKEHOLDERS

Elementary schools have been welcoming over 1,200 kindergarteners to our district during kindergarten screenings at the beginning of the month. This is a time to introduce future students to their new school and principals, school nurses check health information, and review paperwork with parents.



STUDENTS AND STAKEHOLDERS



Nominate an Olentangy legend for our annual Legends of Olentangy Awards!

Nominations are open through July 1 for three awards to celebrate outstanding alumni or community members for their accomplishments and impact.

This year's Legends of Olentangy awards will take place on Friday, September 25, at Olentangy Liberty High School.



INTERNAL PROCESSES

Our custodial, maintenance and facilities staff are hard at work on summer projects – cleaning buildings, making repairs, and working on capital improvement projects. CMF staff were featured by NBC4 in a recent story sharing all the work that goes into preparing buildings for the next school year!



INTRODUCING THE DEER HAVEN...



OLENTANGY SCHOOLSSM
Flourish Here.





OLENTANGY ELEMENTARY SCHOOL MASCOTS



Alum Creek
Cardinals



Arrowhead
Hawks



Cheshire
Cubs



Deer Haven
Deer



Freedom Trail
Falcons



Glen Oak
Goats



Heritage
Huskies



Indian Springs
Squirrels



Johnnycake Corners
Jackets



Liberty Tree
Larks



Oak Creek
Owls



Olentangy Meadows
Mustangs



Olentangy Preschool
Penguins



Peachblow Crossing
Coyotes



Scioto Ridge
Rams



Shale Meadows
Monarchs



Tyler Run
Tigers



Walnut Creek
Bees



Wyandot Run
Wildcats

SUPERINTENDENT ACTION ITEMS

- Approve administrative employment for the 2026-27 school year:
 - Capel, Samantha, Mental Health Specialist, effective August 1, 2026
 - Cordie, Taylor, School Social Worker, effective August 1, 2026
 - Leeds, Heidi, Cheshire Elementary Principal, effective August 1, 2026
 - Mayo, Sara, Wyandot Run Elementary Principal, effective August 1, 2026
 - Rohrer, Brent, Assistant Director of Technology, Digital Workspaces, effective August 1, 2026
 - Taylor, Reilly, School Social Worker, effective August 1, 2026
 - Thiele, Andrew, Liberty Middle School Assistant Principal, effective August 1, 2026
- Accept, with regret, the following certified retirements:
 - Graffeo, Jill, Olentangy Meadows Elementary teacher, effective June 1, 2026
- Accept, with regret, the following classified retirements:
 - Capretta, Susan, Liberty Middle School, effective August 3, 2026
 - Lasley, Kristina, Orange Middle School, effective July 31, 2026
 - Yates, Trent, CMF, effective September 1, 2026
- Approve Substitute and Program Salary Schedule, Effective July 1, 2026: 2026-27 School Year



SUPERINTENDENT ACTION ITEMS

- Approve a Resolution to Opt-In to the Ohio Direct Admission Program
- Business Management and Facilities Items
 - Recommend approval of the bid for the installation of a Bioscience Lab at The Academy from Equity Construction Solutions (ECS) at a cost of \$457,618.
 - Recommend approval of the bid for phase two of restroom renovations at Shanahan Middle School from 2K General Company, Inc. at a cost of \$580,000.
 - Recommend approval of an agreement with Verdantas in the amount of \$194,000 for preliminary design services for roadway improvements on Bunty Station Road related to the district's High School #5 project.
 - Recommend approval of the District's Facility Rental Fee Schedule for the 2026-2027 fiscal year.
 - Recommend approval of a one-year agreement with OYAA.
 - Recommend approval of a Quitclaim Deed and a Resolution to complete the City of Delaware lot consolidation annexation process of land for the High School #5 project with the Delaware County, Ohio Recorder's Office.



2026 UPCOMING IMPORTANT DATES

Olentangy Transportation, Test Drive a Bus Hiring Event Friday, July 10, 8 a.m. - 10 a.m. at the West Transportation Center

Next Meeting:

Board of Education Regular Meeting
Olentangy Berlin High School

Thursday, July 9, 6:30 p.m.





TREASURER'S REPORT

Timothy Ryan Jenkins

Treasurer



OLENTANGY SCHOOLSSM
Flourish Here.

TAX INCENTIVES AND ECONOMIC DEVELOPMENT PARTNERSHIPS

How Olentangy Schools Has Historically Approached Tax Incentives and How We Will Collaborate Moving Forward

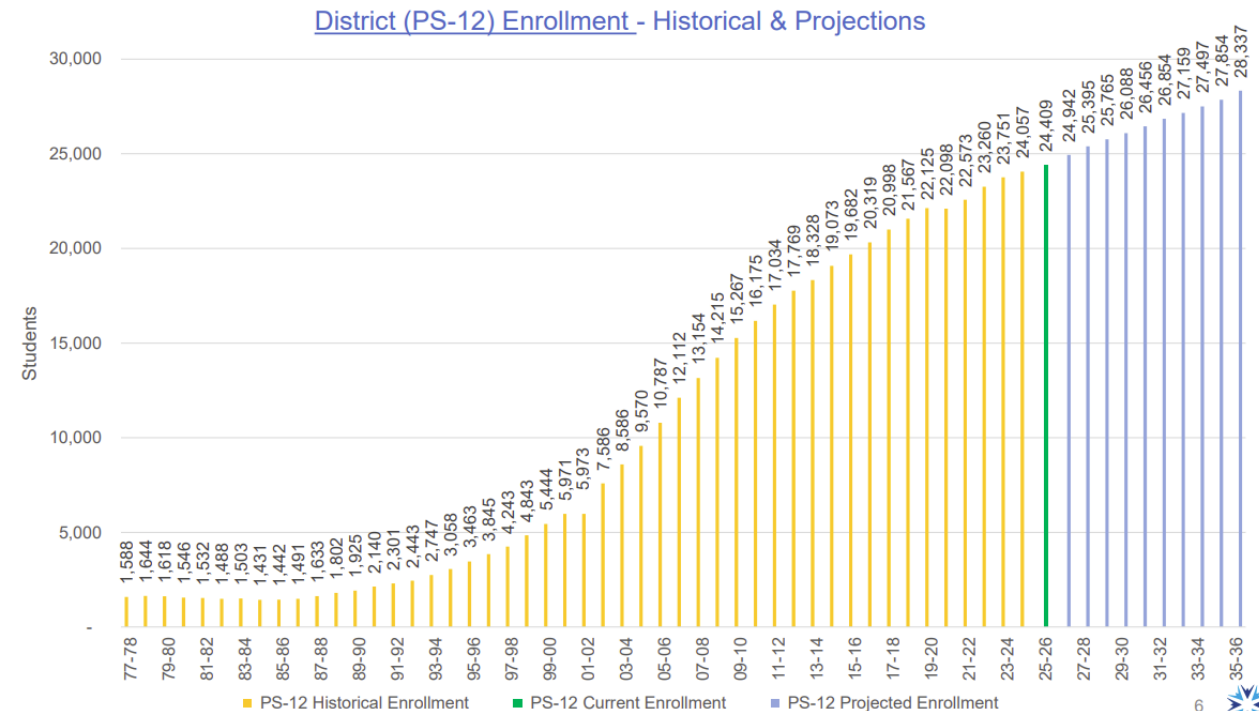
- Economic growth and high-quality schools have developed together in the Olentangy community.
- The District's role is to balance support for regional growth with its responsibility to educate every student who resides within district boundaries.



TAX INCENTIVES AND ECONOMIC DEVELOPMENT PARTNERSHIPS

Growth of the District and Region

- Olentangy Schools has experienced extraordinary growth over the past 30 years.
- The District is now the 4th largest school district in Ohio.
- Strong schools contribute significantly to the region's attractiveness for residents and businesses.
- Economic growth creates opportunities but also increases demands on District facilities, staffing, and resources.



TAX INCENTIVES AND ECONOMIC DEVELOPMENT PARTNERSHIPS

Historical Approach to Tax Incentives - Collaboration as the Foundation

- District leadership regularly engages with cities, townships, and Delaware County.
- Tax incentives are evaluated through active dialogue with local government leaders.
- Recognition that municipalities and schools may have different priorities that require thoughtful balancing.

Shared Goal: strengthen both the school district and the broader community.

Takeaway: Tax incentives are not viewed as simply "good" or "bad"—each proposal is evaluated on its individual merits.



TAX INCENTIVES AND ECONOMIC DEVELOPMENT PARTNERSHIPS

HOW THE DISTRICT EVALUATES TAX INCENTIVES

Evaluation Factors:

Is the project residential, commercial, or industrial?

What enrollment impacts could result?

What facility and staffing needs could be created?

What are the terms of the incentive?

Is compensation provided to offset lost revenue?

Will the project stimulate additional development?

What public infrastructure improvements are included?



TAX INCENTIVES AND ECONOMIC DEVELOPMENT PARTNERSHIPS

INCENTIVES THE DISTRICT GENERALLY SUPPORTS

The District is most supportive of incentives that:

- Preserve school revenue through non-school abatements or compensation agreements
- Are commercial or industrial in nature
- Expand community infrastructure
- Roads
- Sidewalks
- Bike paths
- Utilities
- Create additional commercial tax base growth

Support is strongest when economic development strengthens the community while minimizing impacts on educational resources.



TAX INCENTIVES AND ECONOMIC DEVELOPMENT PARTNERSHIPS

INCENTIVES THE DISTRICT GENERALLY OPPOSES

The District is least supportive of Residential Tax Abatements.

- Residential development typically increases student enrollment.
- Additional students require classrooms, staffing, transportation, and operational resources.
- Residential abatements can reduce revenue while simultaneously increasing costs.

The District welcomes all students who reside within its boundaries but must ensure resources grow alongside enrollment.



TAX INCENTIVES AND ECONOMIC DEVELOPMENT PARTNERSHIPS

CURRENT TAX INCENTIVE LANDSCAPE

Active Incentives Include:

- [Tax Increment Financing \(TIF\) Agreements](#)
 - Residential TIFs are identified separately from commercial TIFs.
- [Community Reinvestment Area \(CRA\) Agreements](#)
 - All active CRAs are commercial.

Available Information Includes:

- Issuing entity
- Value of abatement
- Taxes collected by Olentangy
- Taxes foregone
- Compensation received
- Terms and conditions



TAX INCENTIVES AND ECONOMIC DEVELOPMENT PARTNERSHIPS

THE DISTRICT WILL CONTINUE TO:

- Engage early and often with municipalities and Delaware County.
- Advocate for compensation agreements when school revenues are affected.
- Support commercial and industrial growth that broadens the tax base.
- Evaluate each proposal based on its impact on students, taxpayers, and long-term District needs.
- Work collaboratively to balance economic development with educational excellence.

Strong schools and strong communities are interconnected. Olentangy's goal is to ensure economic development decisions support both current residents and future generations of Olentangy students.



HOUSE BILL 186: OLENTANGY NOT ON 20-MILL FLOOR

- Olentangy's tax rates have dropped from the 2022 tax year thru the 2025 tax year
- House Bill 186 is designed to create a credit for districts at the 20-mill floor to offset valuation increases
 - Olentangy's millage rates *are already being reduced to offset valuation increases.*
- Article: [Delaware County pushes back second-half tax deadline due to new state credits](#)

Olentangy Schools Residential Effective Levy Rates				
Levy and Year Authorized	Gross	2022 Effective Mills	2025 Effective Mills	% Change
Operating Levies	83.2	47.45	36.36	-23.360%
Debt Service Levies	Same as Effective	7.5	6	-20.000%
Improvement & Maintenance Levies	1.5	1.25	0.92	-26.112%





OLENTANGY SCHOOLS GENERAL FUND

FINANCIAL FORECAST UPDATE: FISCAL YEAR
ENDING JUNE 30, 2026



OLENTANGY SCHOOLSSM
Flourish Here.

FIVE-YEAR FORECAST

AT A GLANCE: WHAT HAS CHANGED VIA REVENUES SINCE
FEBRUARY 2026?



OLENTANGY SCHOOLSSM
Flourish Here.

UPDATED LOOK AT FORECAST AS OF MAY 31, 2026

1. YEAR-TO-DATE ACTUALS COMPARED TO PREVIOUS YEAR

TOTAL REVENUES ARE

\$32,863,938

HIGHER THAN THE PREVIOUS YEAR

TOTAL EXPENDITURES ARE

\$22,782,504

HIGHER THAN THE PREVIOUS YEAR

THE CASH BALANCE IS

\$(36,786,114)

LOWER THAN THE PREVIOUS YEAR

2. CURRENT ACTUAL/ESTIMATE TREND COMPARED TO FORECAST -- VARIANCE ANALYSIS

REVENUE IS TRENDING

\$341,462

FAVORABLE COMPARED TO FORECAST

EXPENDITURE TREND IS

\$3,520,500

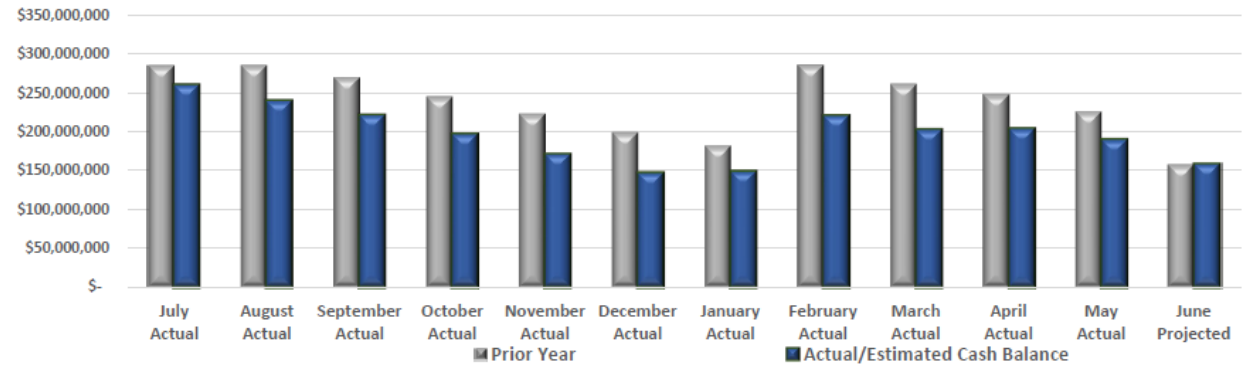
FAVORABLE COMPARED TO FORECAST

NET POTENTIAL TREND IS

\$3,861,961

FAVORABLE IMPACT ON THE CASH BALANCE

3. VARIANCE AND CASH BALANCE COMPARISON



JUNE 30 ACTUAL CASH BALANCE WAS
\$157,978,435
AT THE END OF THE PREVIOUS FISCAL YEAR

JUNE 30 CASH BALANCE IS ESTIMATED TO BE
\$158,019,390
AT THE END OF THE CURRENT FISCAL YEAR



UPDATED LOOK AT FORECAST AS OF MAY 31, 2026: REVENUES

Current Forecast Annual Difference (Over/Under) Compared to Base Forecast						
State Line Item No	State Line Item No and Description	Amount				
		2026	2027	2028	2029	2030
Total		\$8,244,598	\$5,890,800	\$5,056,945	\$1,703,657	\$-1,545,426
Property Taxes		\$23,753	\$-189,188	\$-421,877	\$-538,755	\$-2,094,946
	1.010 General Property Tax (Real Estate)	\$435,990	\$-114,497	\$-344,917	\$-449,317	\$-1,877,100
	1.020 Tangible Personal Property Tax	\$-379,082	\$-31,479	\$-51,304	\$-52,577	\$-48,865
	1.050 State Share of Local Property Taxes	\$-33,155	\$-43,212	\$-25,656	\$-36,861	\$-168,981
	11.020 Property Tax - Renewal or Replacement	\$0	\$0	\$0	\$0	\$0
Income Taxes		\$0	\$0	\$0	\$0	\$0
	11.010 Income Tax - Renewal	\$0	\$0	\$0	\$0	\$0
State Aid		\$1,591,243	\$5,540,741	\$4,092,620	\$1,893,880	\$1,134,820
	1.035 Unrestricted State Grants-in-Aid	\$468,272	\$5,052,679	\$3,603,984	\$1,404,877	\$645,417
	1.040 Restricted State Grants-in-Aid	\$1,122,971	\$488,062	\$488,636	\$489,003	\$489,403
All Other Revenue		\$6,629,602	\$539,247	\$1,386,202	\$348,532	\$-585,300
	1.060 All Other Revenues	\$3,460,803	\$2,539,247	\$1,386,202	\$348,532	\$-585,300
	2.040 Operating Transfers-In	\$3,168,799	\$0	\$0	\$0	\$0
	2.050 Advances-In	\$0	\$0	\$0	\$0	\$0
	2.060 All Other Financing Sources	\$0	\$-2,000,000	\$0	\$0	\$0
New Levies		\$0	\$0	\$0	\$0	\$0
	13.010 Income Tax - New	\$0	\$0	\$0	\$0	\$0
	13.020 Property Tax - New	\$0	\$0	\$0	\$0	\$0



UPDATED LOOK AT FORECAST AS OF MAY 31, 2026: EXPENDITURES

Current Forecast Annual Difference (Over/Under) Compared to Base Forecast					
State Line Item No and Description	Amount				
	2026	2027	2028	2029	2030
Total	\$-4,727,186	\$-5,402,650	\$-7,346,192	\$-9,703,180	\$-10,575,584
3.010 Personal Services	\$-1,000,000	\$-1,100,000	\$-1,210,000	\$-1,331,000	\$190,182
3.020 Employees' Retirement/Insurance Benefits	\$122,814	\$303,075	\$313,880	\$325,422	\$658,563
3.030 Purchased Services	\$0	\$0	\$0	\$0	\$0
3.040 Supplies and Materials	\$-1,600,000	\$-1,759,291	\$-1,934,441	\$-2,127,028	\$-2,338,789
3.050 Capital Outlay	\$-750,000	\$0	\$0	\$0	\$0
4.050 Principal-HB 264 Loans	\$0	\$0	\$0	\$0	\$0
4.060 Interest and Fiscal Charges	\$0	\$0	\$0	\$0	\$0
4.300 Other Objects	\$-1,500,000	\$-2,846,434	\$-4,515,632	\$-6,570,575	\$-9,085,540
5.010 Operating Transfers-Out	\$0	\$0	\$0	\$0	\$0



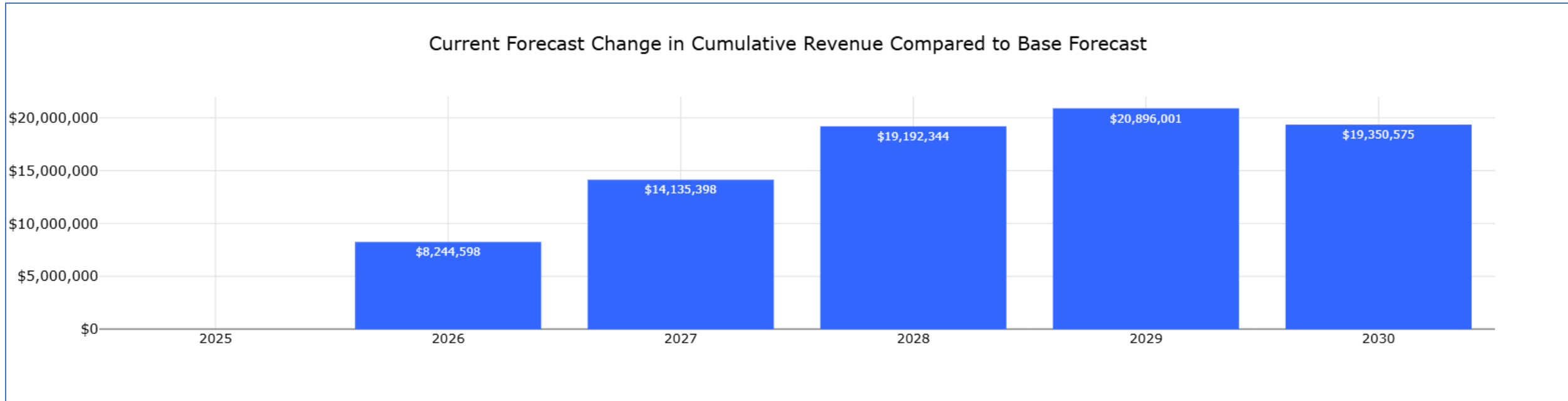
CHANGE IN FORECASTED REVENUE VERSUS FEBRUARY SUBMISSION

Current Forecast Change in Annual Revenue Compared to Base Forecast



CUMULATIVE CHANGE IN FORECASTED REVENUE VERSUS FEBRUARY SUBMISSION

Current Forecast Change in Cumulative Revenue Compared to Base Forecast



FIVE-YEAR FORECAST

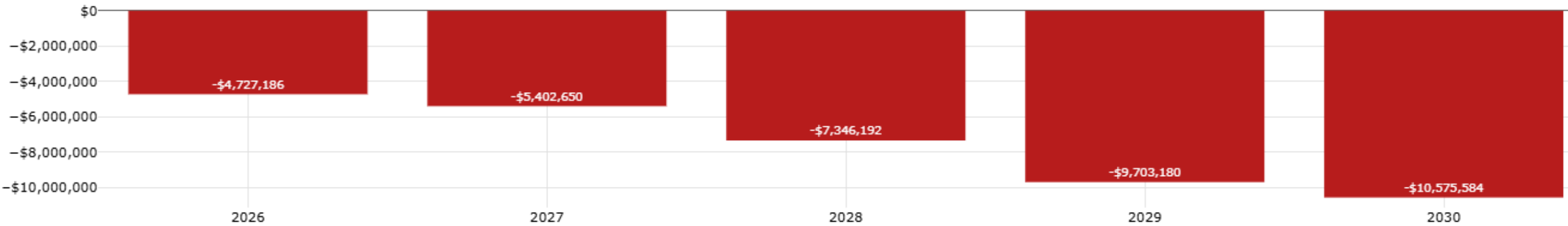
AT A GLANCE: WHAT HAS CHANGED VIA EXPENDITURES
SINCE FEBRUARY 2026?



OLENTANGY SCHOOLSSM
Flourish Here.

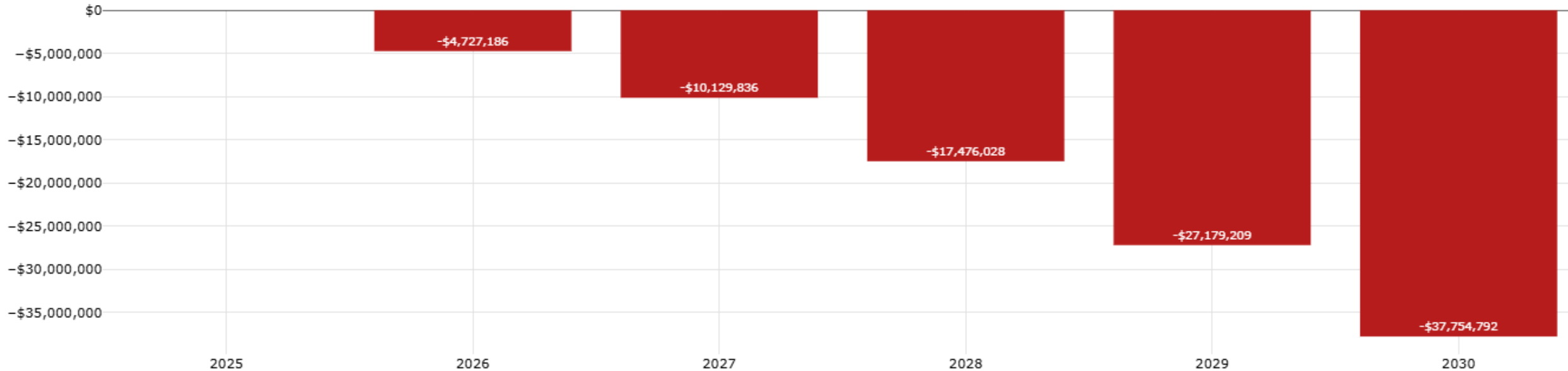
CHANGE IN FORECASTED EXPENDITURES VERSUS FEBRUARY SUBMISSION

Current Forecast Change in Annual Expenditures Compared to Base Forecast



CUMULATIVE CHANGE IN FORECASTED EXPENDITURES VERSUS FEBRUARY SUBMISSION

Current Forecast Change in Cumulative Expenditures Compared to Base Forecast



FIVE-YEAR FORECAST

PUTTING IT ALL TOGETHER: CHANGES IN FORECASTED CASH
FROM FEBRUARY 2026



OLENTANGY SCHOOLSSM
Flourish Here.

CURRENT FORECAST REVENUE AND EXPENDITURES CHANGES COMPARED TO FEBRUARY

Current Forecast Revenue and Expense Changes Compared to Base Forecast

	2026	2027	2028	2029	2030
Revenues	\$8,244,598	\$5,890,800	\$5,056,945	\$1,703,657	\$-1,545,426
Expenses	\$-4,727,186	\$-5,402,650	\$-7,346,192	\$-9,703,180	\$-10,575,584



CUMULATIVE NET CHANGE IN FORECASTED REVENUE AND EXPENSE COMPARED TO FEBRUARY

Cumulative Net Change in Revenue and Expenditures

5 Year Cumulative Revenue Change

Total	\$19,350,575
Property/P.U.P Taxes	-\$2,913,148
State Funding	\$14,253,304
Property Tax Allocation	-\$307,865
Other Revenue	\$7,149,485
2.XXX	\$1,168,799

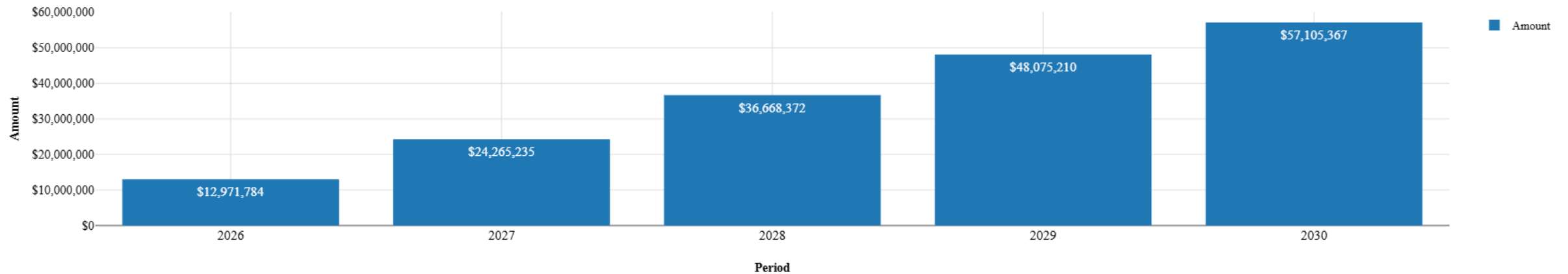
5 Year Cumulative Expenditure Change

Total	-\$37,754,792
Salaries	-\$4,450,818
Benefits	\$1,723,755
Purchased Services	\$0
Supplies	-\$9,759,549
Capital Outlay	-\$750,000
All Other Expenses	-\$24,518,181

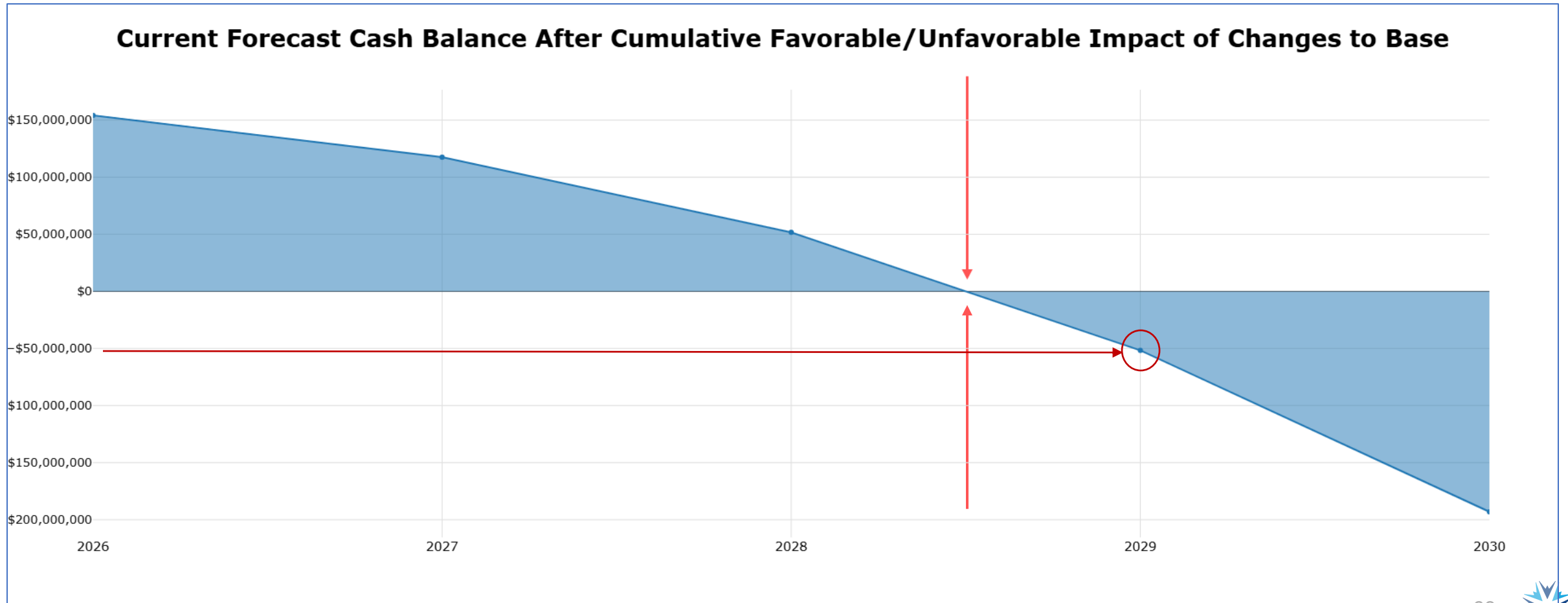


FIVE-YEAR CUMULATIVE CASH CHANGE COMPARED TO FEBRUARY

Current Forecast Cumulative Annual Cash Balance Change Compared to Base Forecast



CASH PROJECTIONS AFTER CUMULATIVE CHANGES: OPERATIONAL CASH STILL DRAINED BY 2028-29 SCHOOL YEAR



TREASURER ACTION ITEMS

- Recommend Approval of BOE Meeting 6.1.26 Minutes
- Recommend the Acceptance of May 2026 Monthly Financials
- Recommend approval of Fiscal Year 2026 Amended Permanent Appropriation Resolution
- Recommend approval of Fiscal Year 2027 Temporary Appropriation Resolution
- Recommend Approval of Donations
 - Olentangy Education Foundation donated \$95,000 to Olentangy Schools for 2026 grants
 - Anonymous Donor donates \$1,200 to Olentangy Liberty High School for student fees (residual amount to building 018 fund)





OLENTANGY SCHOOLSSM

THANK YOU

PUBLIC PARTICIPATION SESSION

- Public participation is the community's time to present any ideas, issues, or concerns to the Board of Education.
- Public participation is not a dialog or discussion. It is an opportunity to present any ideas or concerns to the Board in a public forum. They will respectfully listen to the comments.
- Public participation will last for a maximum of 30 minutes.
- Each participant has a limit of 3 minutes.
- Participants must state their full name and address when stepping to the podium.





DISCUSSION ITEMS



OLENTANGY SCHOOLSSM
Flourish Here.



INTENT TO REHIRE RETIRED

Nancy Freese

Chief Human Resources Officer



OLENTANGY SCHOOLSSM
Flourish Here.

INTENT TO REHIRE RETIRED

- David T. Hayward, Supervisor of Curriculum and Innovation, Instructional Technology
- Daniel J. Horman, English/Language Arts Teacher, Olentangy Berlin Middle School;
- Tracy A. Tluchowski, Intervention Specialist Teacher, OASIS





BUSINESS AND FACILITIES UPDATE

Jeff Gordon

Chief Operations Officer



OLENTANGY SCHOOLSSM
Flourish Here.

BUSINESS MANAGEMENT AND FACILITIES

DISCUSSION ITEMS

- Recommend approval of the bid for the installation of a Bioscience Lab at The Academy from Equity Construction Solutions (ECS) at a cost of \$457,618.
- Recommend approval of the bid for phase two of restroom renovations at Shanahan Middle School from 2K General Company, Inc. at a cost of \$580,000.
- Recommend approval of an agreement with Verdantas in the amount of \$194,000 for preliminary design services for roadway improvements on Bunty Station Road related to the district's High School #5 project.
- Recommend approval of the District's Facility Rental Fee Schedule for the 2026-2027 fiscal year.
- Recommend approval of a one-year agreement with OYAA.
- Recommend approval of a Quitclaim Deed and a Resolution to complete the City of Delaware lot consolidation annexation process of land for the High School #5 project with the Delaware County, Ohio Recorder's Office.



ACTION AGENDA

- Treasurer Action Items
- Superintendent Action Items



EXECUTIVE SESSION



OLENTANGY SCHOOLSSM
Flourish Here.

BOARD ACTION ITEM

- Appoint Mr. Brandon Lester to serve on the Delaware Area Career Center Board of Education



ADJOURNMENT



OLENTANGY SCHOOLSSM
Flourish Here.



OLENTANGY SCHOOLSSM

THANK YOU