

GMSD BUDGET

OTHER FUNDS
SECOND READING
JUNE 16, 2026

FY 27



GMSD

BUDGET REPORT

VISION

Inspiring Personal Excellence

MISSION

Cultivate the knowledge and skills that empower our students to achieve their full potential as lifelong learners and contributing global citizens.

ABOUT GMSD

Germantown Municipal School District (GMSD) serves more than 5,800 students across seven schools in Germantown, Tennessee. Known for academic excellence, strong parent involvement, and a focus on the whole child, GMSD includes three elementary schools (K-5), one K-8 school, one middle school (6-8), one high school (9-12), and an online learning academy. Since launching in 2014, the district has consistently ranked among the top public school systems in the state.

INVESTED IN WHAT MATTERS

This year's budget represents more than operational needs—it's a commitment to the bold goals in our Strategic Plan, from narrowing achievement gaps to recruiting and retaining top talent.

Over 75% of our budget is invested in people—because research tells us an effective teacher is the most impactful factor in student success. This plan reflects that priority.

Brian Curry, Chairman
Angela Griffith, Vice Chairman
Scotty Hendricks Jr., Member
Brian Curry, Member
Ryan Strain, Member

Jason Manuel, Superintendent
Josh Cathey, Deputy Superintendent
Missy Abel, Assistant Superintendent Teaching Learning, and Assessment
Chauncey Bland, Assistant Superintendent Student Services
Sarah Huffman, Assistant Superintendent Exception Student Education
Stuart Reckord, Chief Financial Officer
Elissa Stratton, Assistant Superintendent Human Resources
Kate Crowder, Communications Supervisor



CONTENTS

OTHER FUNDS

4 **FEDERAL PROJECTS REVENUES**
Consolidated Administration, Title I, Title II, Title III, Title IV, Carl Perkins Basic, IDEA Part B, IDEA Preschool

6 **FEDERAL PROJECTS EXPENDITURES**
Consolidated Administration, Title I, Title II, Title III, Title IV, Carl Perkins Basic, IDEA Part B, IDEA Preschool

18 **SCHOOL NUTRITION**

37 **CAPITAL IMPROVEMENTS**

45 **HEALTH INSURANCE**

60 **OPEB TRUST**

FEDERAL PROJECTS REVENUES

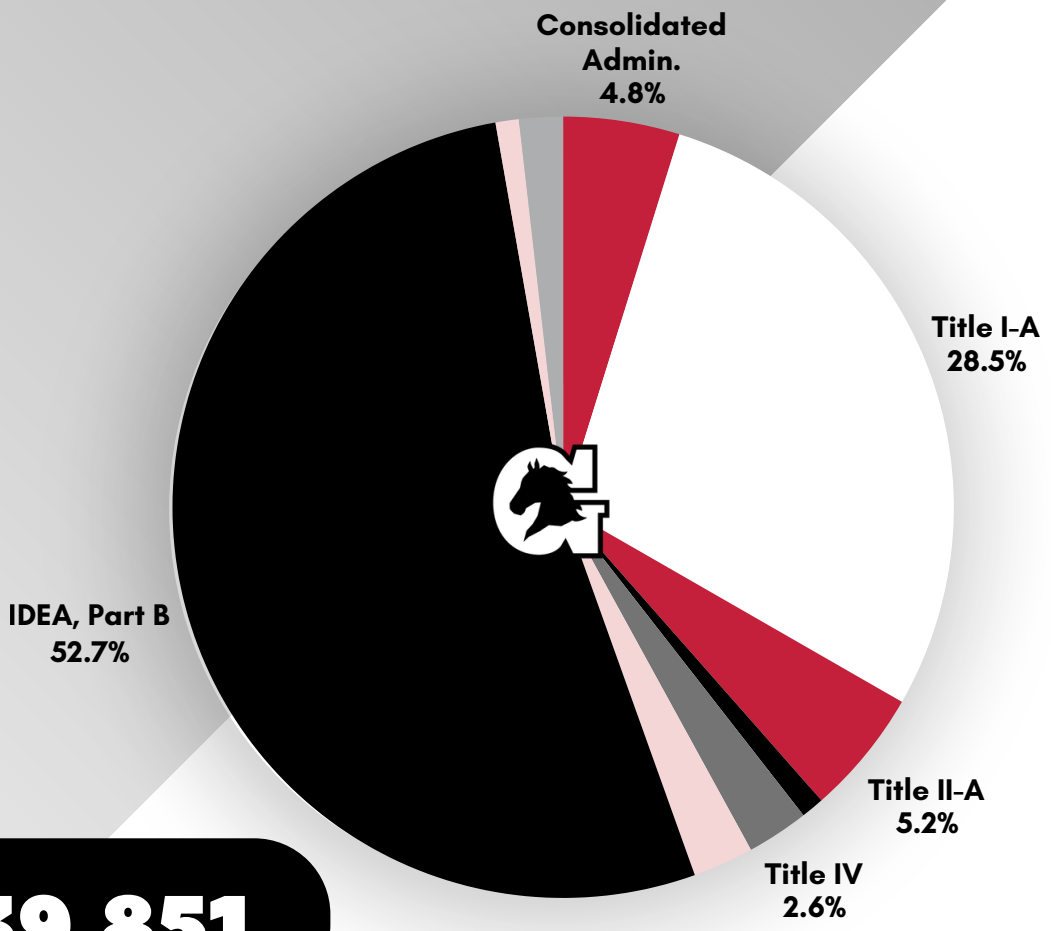

$ 2,539,851

SUBCATEGORIES

- Consolidated Admin
- Title I-A
- City Taxes
- Title II-A
- Title III
- Title IV
- Carl Perkins Basic
- Carl Perkins Reserve
- "IDEA, Part B"
- IDEA Preschool

FEDERAL PROJECTS REVENUES

Program	Description	FY 2027 Budget	FY 2026 Budget	FY 2025 Actual
010	Consolidated Admin.	122,200	78,700	74,502
100	Title I-A	723,544	895,174	1,889,685
200	Title II-A	132,214	111,826	142,273
300	Title III	24,181	16,970	15,919
400	Title IV	65,055	75,266	182,317
800	Carl Perkins Basic	63,761	61,175	51,930
801	Carl Perkins Reserve	46,000	-	100,000
900	IDEA, Part B	1,338,411	1,289,182	1,129,515
910	IDEA, Preschool	24,485	23,483	33,597
	FEDERAL PROJECTS REVENUES TOTAL:	**2,539,851**	**2,551,776**	**3,619,738**

Title I-A provides funding for children from low-income families. This funding is allocated based on census poverty estimates. Annual IDEA funding also supports special education programs to meet the needs of children with disabilities.

CONSOLIDATED ADMINISTRATION

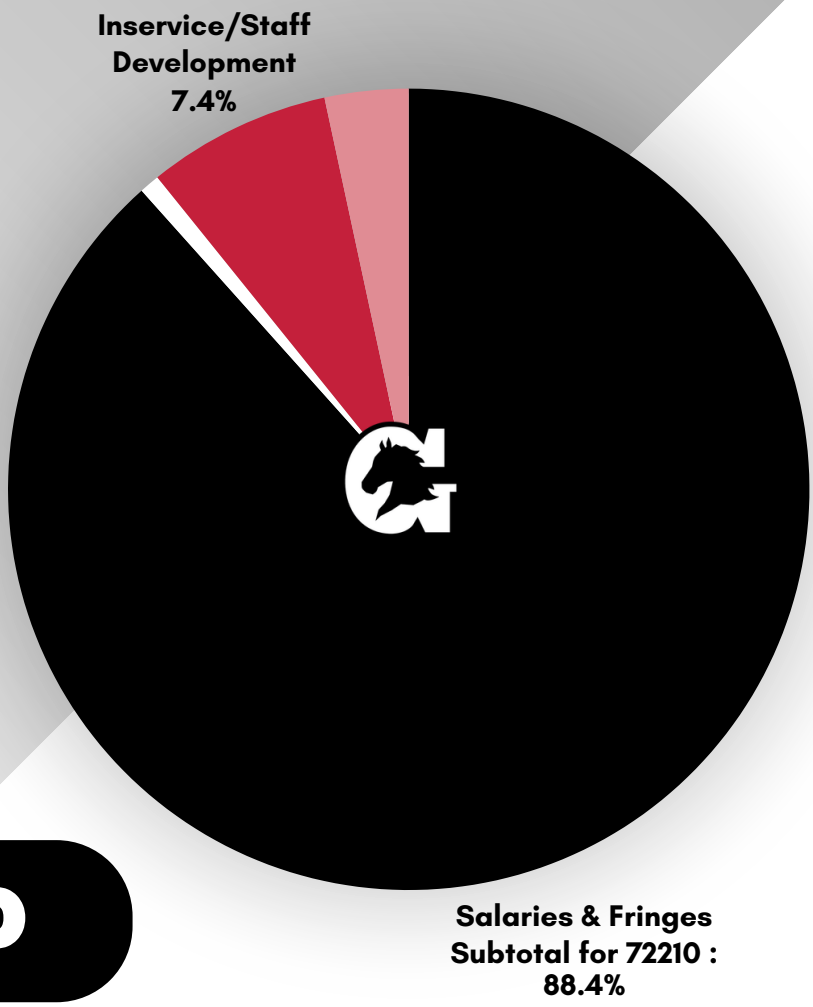

$ 122,200

OVERVIEW

Consolidated Administration funds are utilized to administer Elementary and Secondary Education Act (ESEA) programs which provide services for children, teachers, principals, other instructional staff, and parents. These resources are also used to ensure compliance with all applicable statutes, regulations, and procedures. Programs included are Title I, Part A; Title II, Part A; and Title III, Part A.

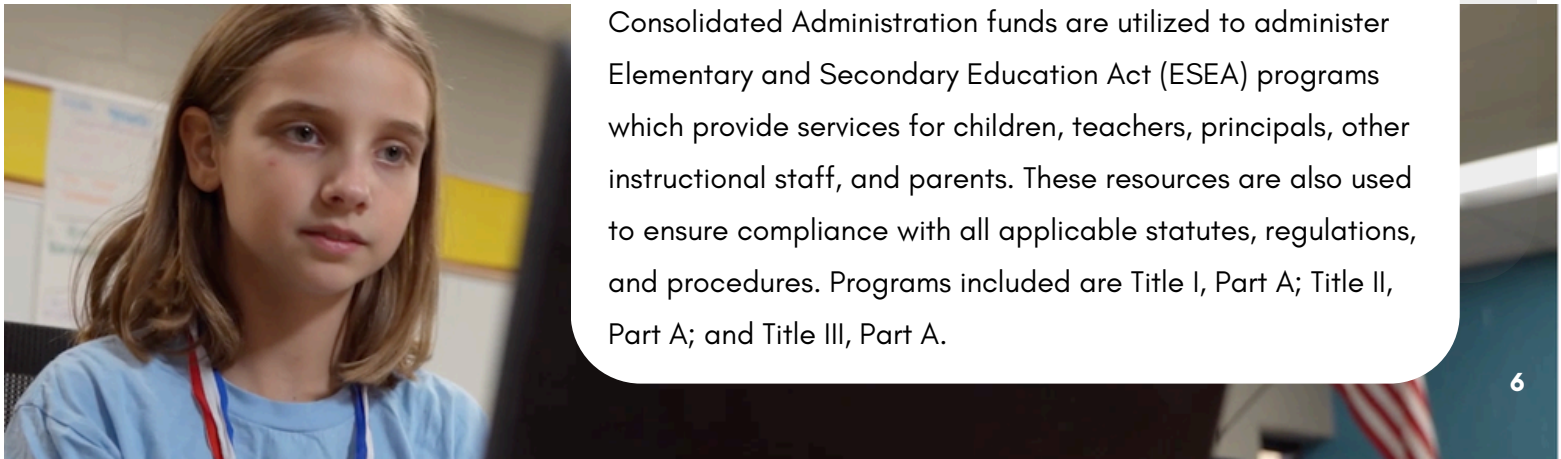

CONSOLIDATED ADMIN

Fund	Description	FY 2027 Budget	FY 2026 Budget	FY 2025 Actual
Support: Regular Instruction (72210)				
189	Other Salaries & Wages (0.8 FTE)	90,138	55,235	54,122
201	Social Security	5,589	3,606	3,188
204	State Retirement	5,210	4,000	3,442
206	Life Insurance	145	76	81
207	Medical Insurance	5,615	4,130	4,127
212	Medicare	1,310	850	745
	Salaries & Fringes Subtotal for 72210 :	**108,007**	**67,897**	**65,705**
499	Other Supplies and Materials	1,000	300	-
524	Inservice/Staff Development	9,068	8,503	5,797
790	Other Equipment	-	-	-
Transfers Out (99100)				
504	Indirect Costs	4,125	2,000	3,000
	CONSOLIDATED ADMIN TOTAL:	**122,200**	**78,700**	**74,502**

TITLE I-A

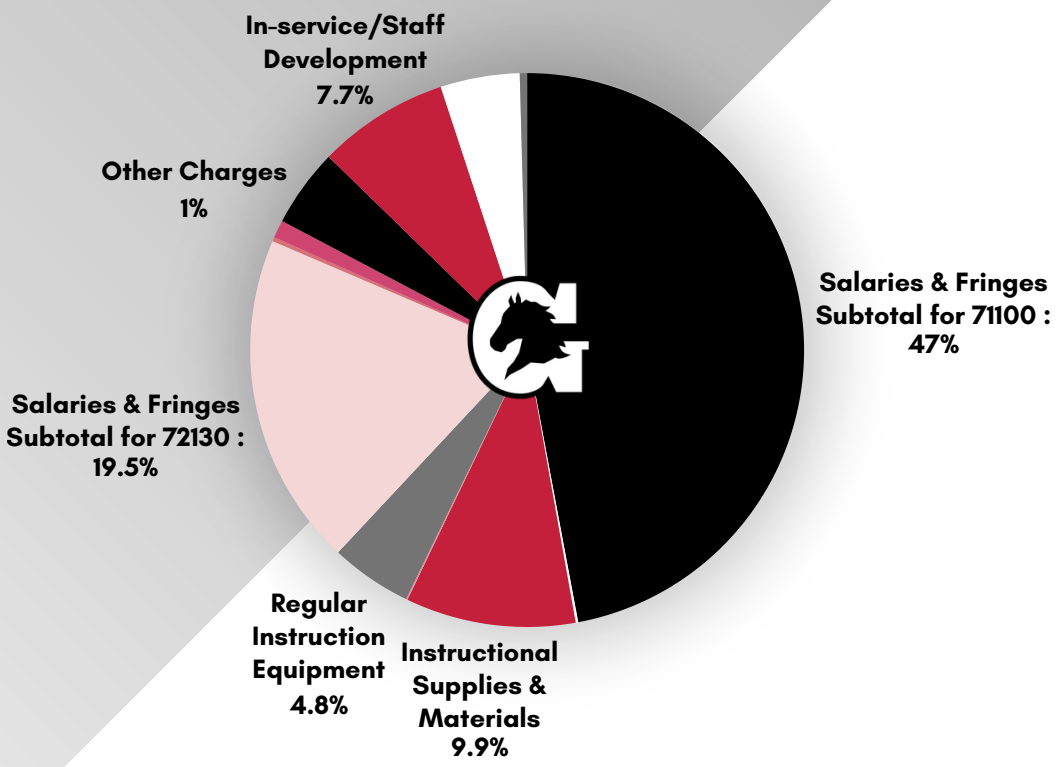

$ 723,544

OVERVIEW

Title I, Improving Academic Achievement, provides resources to help ensure that all children have a fair, equal, and significant opportunity to obtain a high-quality education, and reach, at a minimum, proficiency on challenging state academic standards and state academic assessments. The major focus of this funding are school improvement, assessment, and accountability.

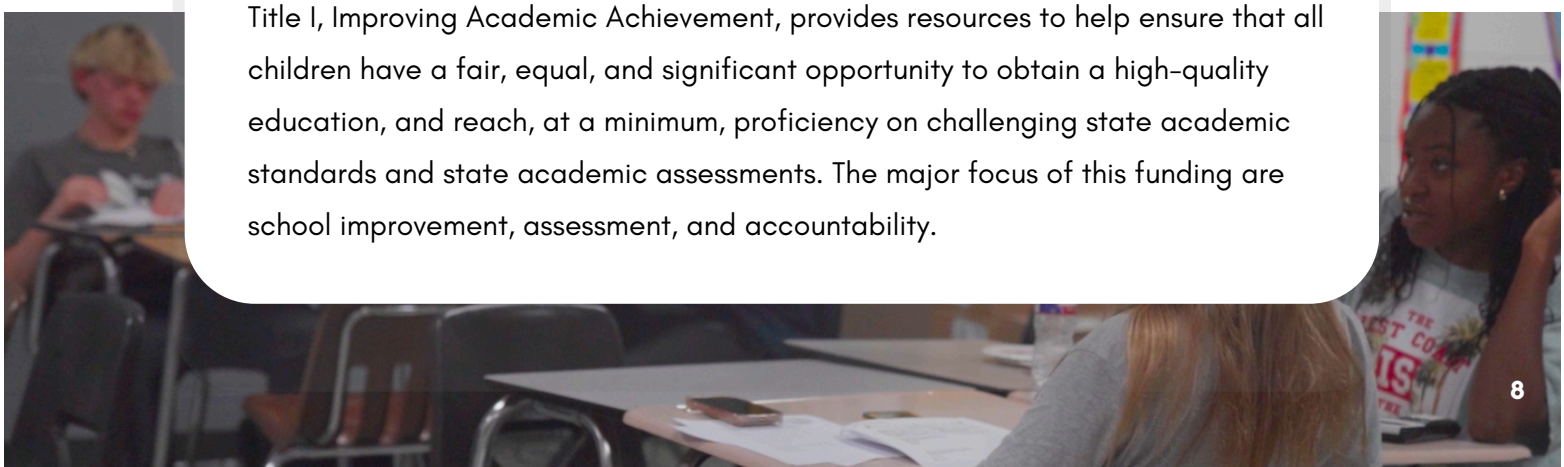

TITLE I-A

Fund	Description	FY 2027 Budget	FY 2026 Budget	FY 2025 Actual
Regular Instruction (71100)				
116	Teachers	174,700	246,600	215,152
189	Other Salaries & Wages	105,170	148,797	163,123
201	Social Security	17,944	24,775	21,758
204	State Retirement	14,850	27,560	22,668
206	Life Insurance	350	400	324
207	Medical Insurance	14,564	28,430	28,062
212	Medicare	3,225	6,293	5,088
	Salaries & Fringes Subtotal for 71100 :	**330,803**	**482,855**	**456,175**
399	Other Contracted Services (71100)	-	-	6,540
429	Instructional Supplies & Materials	69,781	68,250	226,425
499	Other Supplies & Materials (71100)	600	600	-
722	Regular Instruction Equipment	34,470	103,091	553,811

TITLE I-A

Fund	Description	FY 2027 Budget	FY 2026 Budget	FY 2025 Actual
Other Student Support (72130)				
123	Guidance Personnel	92,604	-	
189	Other Salaries & Wages	21,000	28,000	35,000
201	Social Security	7,400	2,865	2,128
204	Retirement	6,800	3,813	2,456
206/7	Life Insurance	7,475	-	-
212	Medicare	1,690	590	498
	Salaries & Fringes Subtotal for 72130 :	**136,939**	**35,268**	**40,082**
471	Software	1,700	6,000	4,956
499	Other Supplies & Materials	3,000	-	6,297
599	Other Charges	7,292	9,041	6,259
790	Other Eauipment			917
Support: Regular Instruction (72210)				
189	Other Salaries & Wages	6,400	10,500	10,500
201	Social Security	520	660	837
204	Retirement	690	1,116	991
212	Medicare	95	152	196
369	Contracted Substitutes - Certified	32,131	12,000	39,289
399	Other Contracted Services	11,690	-	-
499	Other Supplies & Materials (72210)	-	-	-
524	In-service/Staff Development	53,902	125,641	463,227
790	Other Equipment			-
Transportation (72710)				
799	Travel	1,000	-	
Transfers Out (99100)				
504	Indirect Costs	32,501	40,000	73,183
	TITLE I-A TOTAL:	**723,544**	**895,174**	**1,889,685**

TITLE II-A

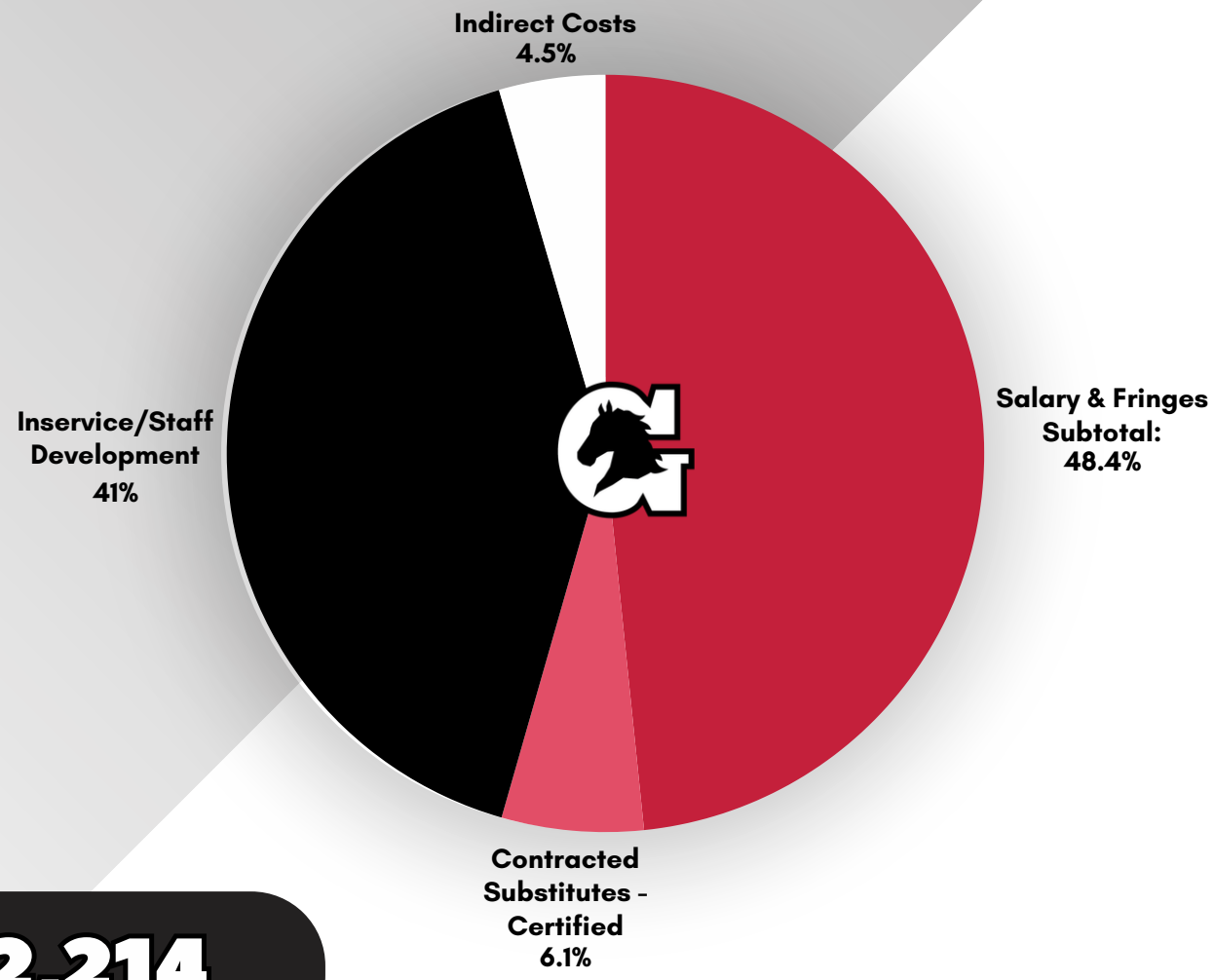

$ 132,214

OVERVIEW

Title II, Training & Recruiting, is to increase the academic achievement of all students by helping schools and districts improve teacher and principal quality and ensure that all teachers are highly qualified. These funds are utilized to provide professional development activities.

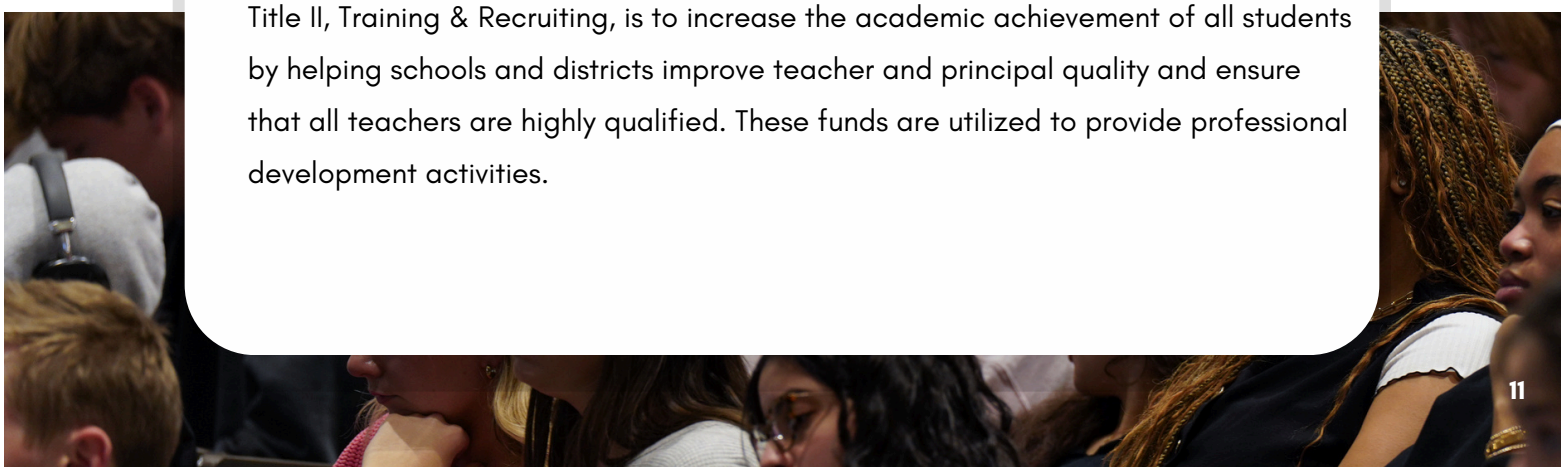

TITLE II-A

Fund	Description	FY 2027 Budget	FY 2026 Budget	FY 2025 Actual
Support: Regular Instruction (72210)				
189	Other Salaries & Wages	52,600	49,556	46,956
201	Social Security	3,300	3,100	2,738
204	State Retirement	3,600	3,380	2,986
206	Life Insurance	88	60	63
207	Medical Insurance	3,600	3,310	3,302
212	Medicare	770	725	641
	Salary & Fringes Subtotal:	**63,958**	**60,131**	**56,686**
369	Contracted Substitutes - Certified	8,000	5,160	1,226
524	Inservice/Staff Development	54,256	40,535	78,361
Transfers Out (99100)				
504	Indirect Costs	6,000	6,000	6,000
	TITLE II-A TOTAL:	**132,214**	**111,826**	**142,273**

TITLE III

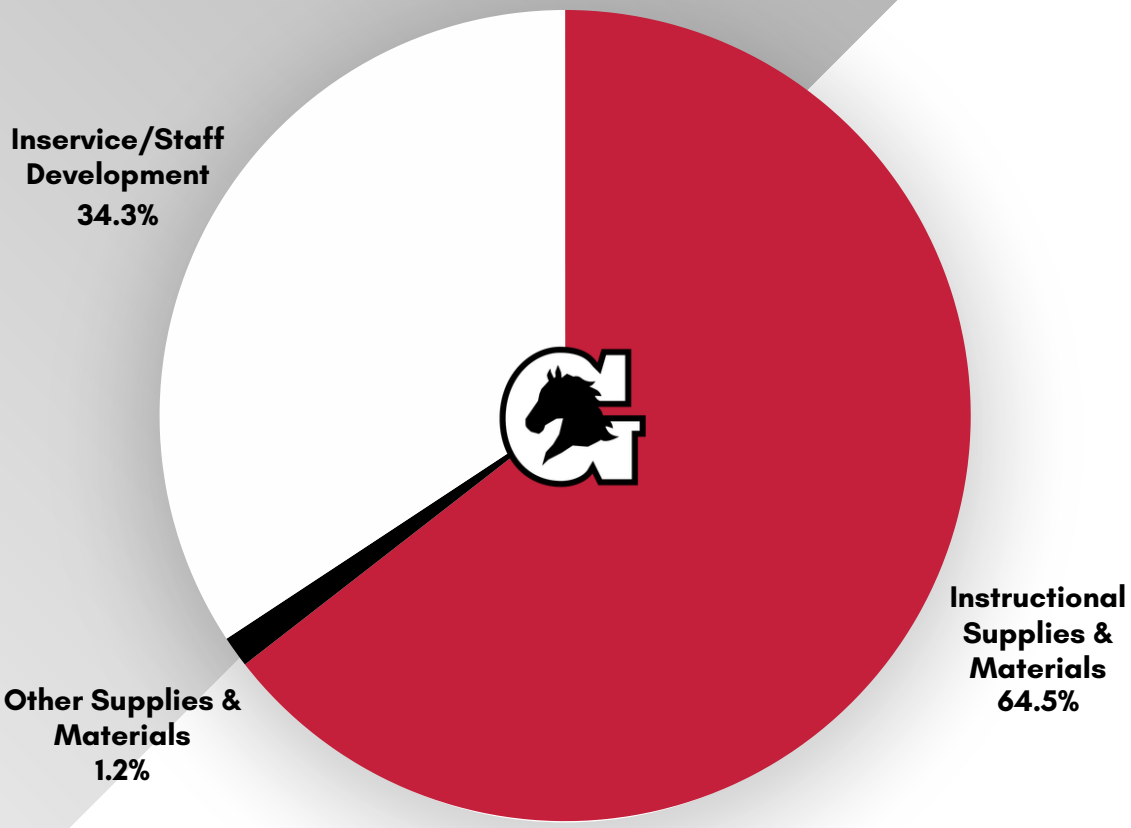

$ 24,181

OVERVIEW

Title III assists the district to develop and to enhance their capacity to provide effective Instructional programs designed to prepare English learners.

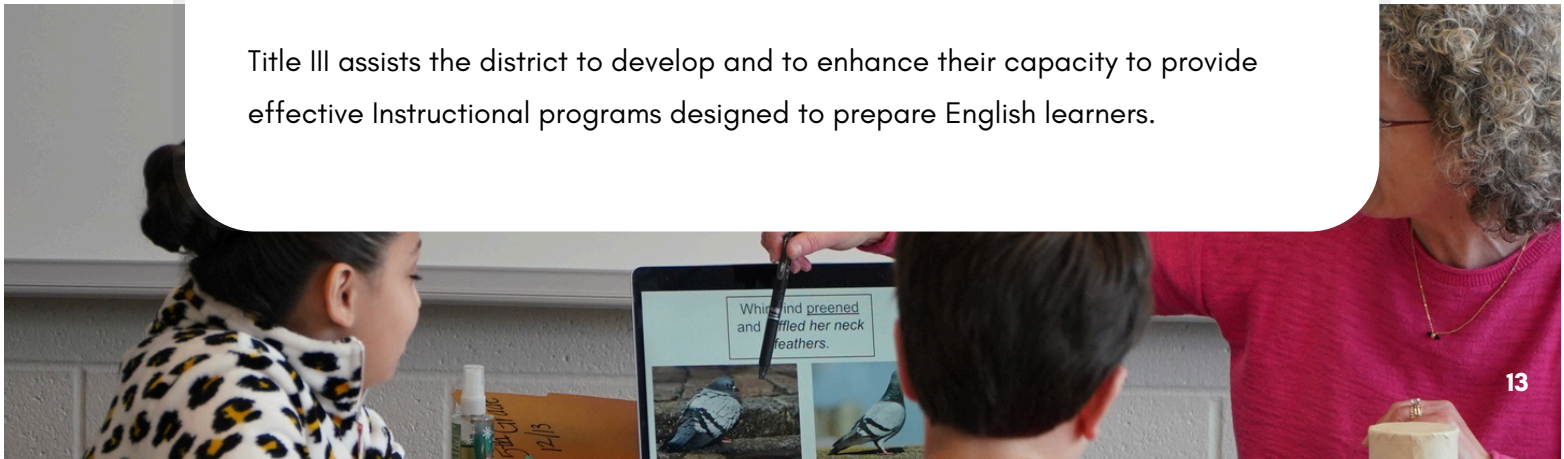

TITLE III

Fund	Description	FY 2027 Budget	FY 2026 Budget	FY 2025 Actual
Regular Instruction (71100)				
429	Instructional Supplies & Materials	15,593	12,201	12,023
Other Student Support (72130)				
499	Other Supplies & Materials	300	200	187
Support: Regular Instruction (72210)				
524	Inservice/Staff Development	8,288	4,569	3,709
	TITLE III TOTAL:	**24,181**	**16,970**	**15,919**

Students in GMSD bring global flavor to the classroom, speaking more than 40 different languages across the district.



TITLE IV

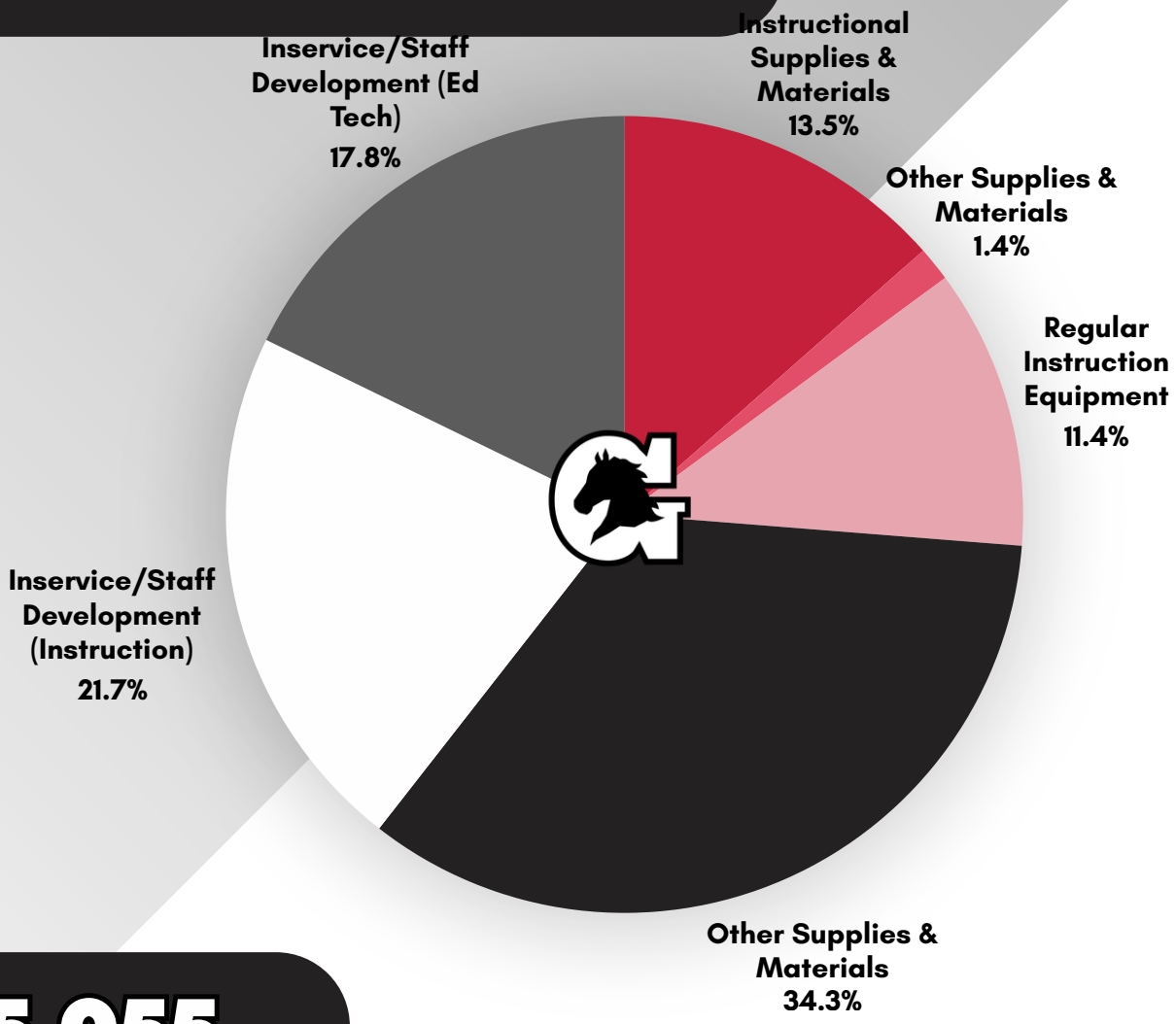

$ 65,055

OVERVIEW

Title IV, Student Support and Academic Enrichment (SSAE), is intended to improve students' academic achievement by increasing the capacity of state educational agencies, local educational agencies, and local communities to provide all students with access to a well-rounded education, improve school conditions for student learning, and improve the use of technology to improve the digital literacy of all students.

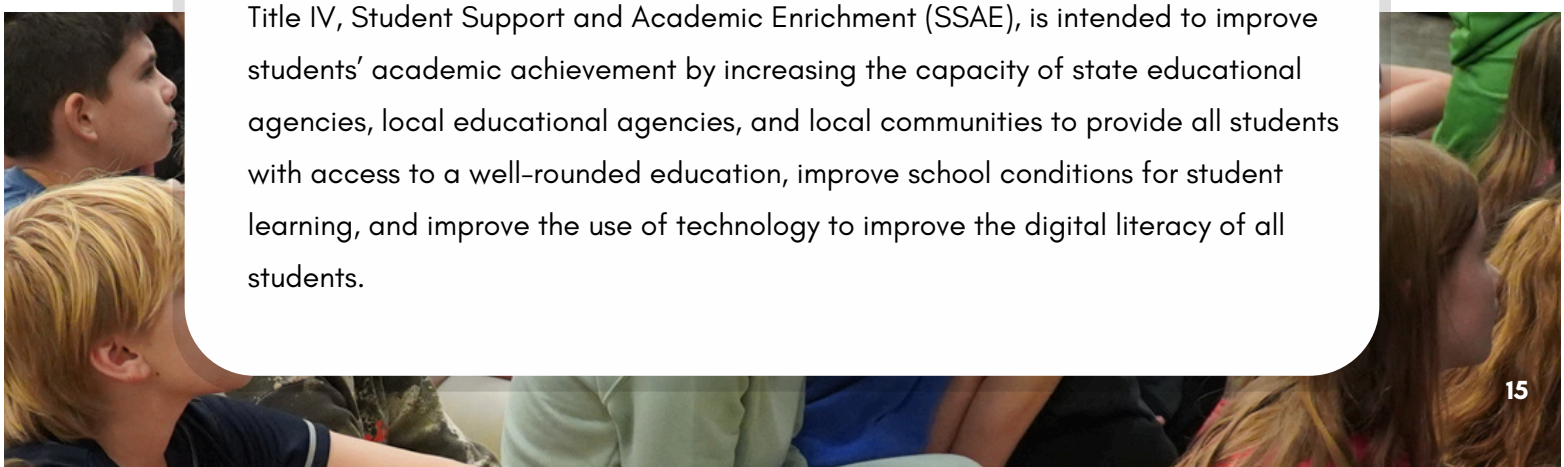

TITLE IV

Fund	Description	FY 2027 Budget	FY 2026 Budget	FY 2025 Actual
Regular Instruction (71100)				
116	Teachers	-	-	25,507
169	Part-Time Personnel	-	-	-
201	Social Security	-	-	1,391
204	State Retirement	-	-	2,009
206	Life Insurance	-	-	38
207	Medical Insurance	-	-	4,137
212	Medicare	-	-	325
	Salary & Fringes Subtotal:	-	-	**33,407**
369	Other Contracted Services	-	-	14,721
429	Instructional Supplies & Materials	8,500	18,000	15,435
499	Other Supplies & Materials	882	1,284	71
722	Regular Instruction Equipment	7,173	3,808	44,029



Title IV funds a variety of programs including art instruction, digital theatre, and musical instruments.

TITLE IV

Fund	Description	FY 2027 Budget	FY 2026 Budget	FY 2025 Actual
Health Services (72120)				
399	Other Contracted Services	-	5,000	10,000
499	Other Supplies & Materials	21,627	16,000	15,337
Support: Regular Instruction (72210)				
369	Contracted Substitutes - Certified	2,000	5,160	3,806
524	Inservice/Staff Development	13,662	10,000	34,130
790	Other Equipment	-	-	-
Education Technology (72250)				
524	Inservice/Staff Development	11,211	16,014	7,672
790	Other Equipment	-	-	2,709
Transfers Out (99100)				
504	Indirect Costs	-	-	1,000
	TITLE IV TOTAL:	**65,055**	**75,266**	**182,317**

Title IV also funds school health initiatives such as suicide prevention, nursing supplies, and professional development for the lead nurse, lead PE teacher, social workers, and school counselors.

CARL PERKINS BASIC

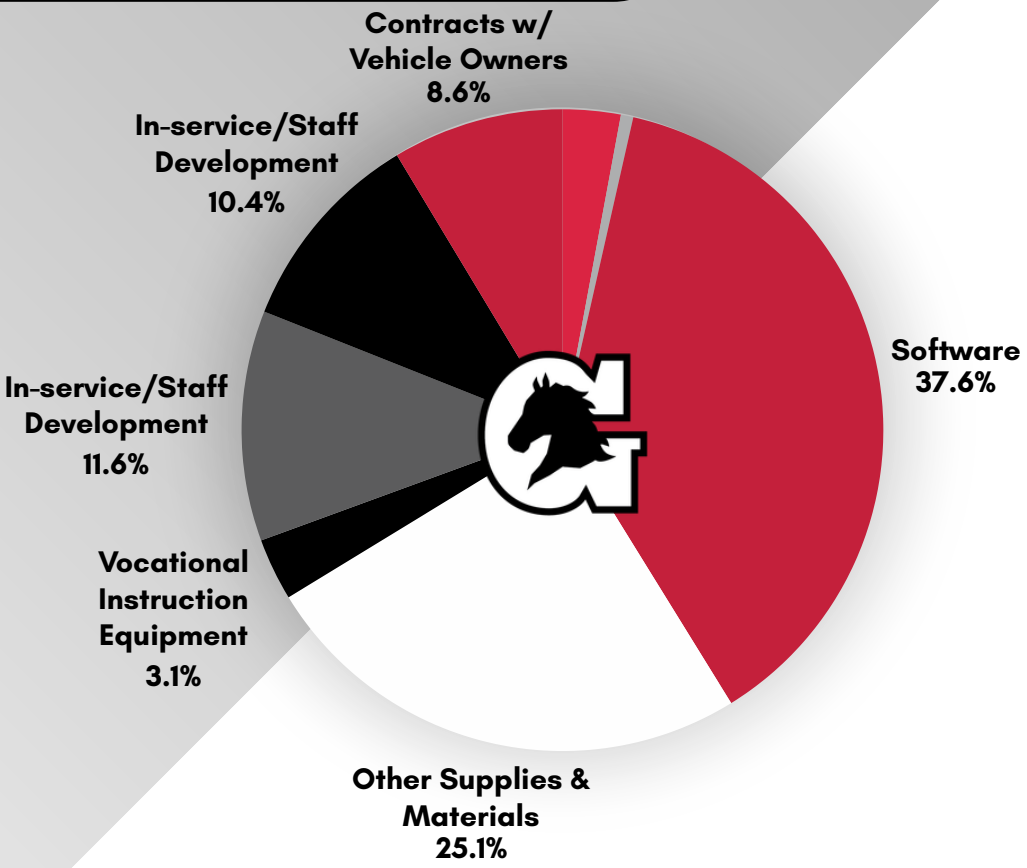

$ 63,761

OVERVIEW

Carl Perkins provides funding for secondary career and technical education programs. The funding is used for secondary and adult career and technical programs, technology program improvement, technology preparation, and career enhancement.

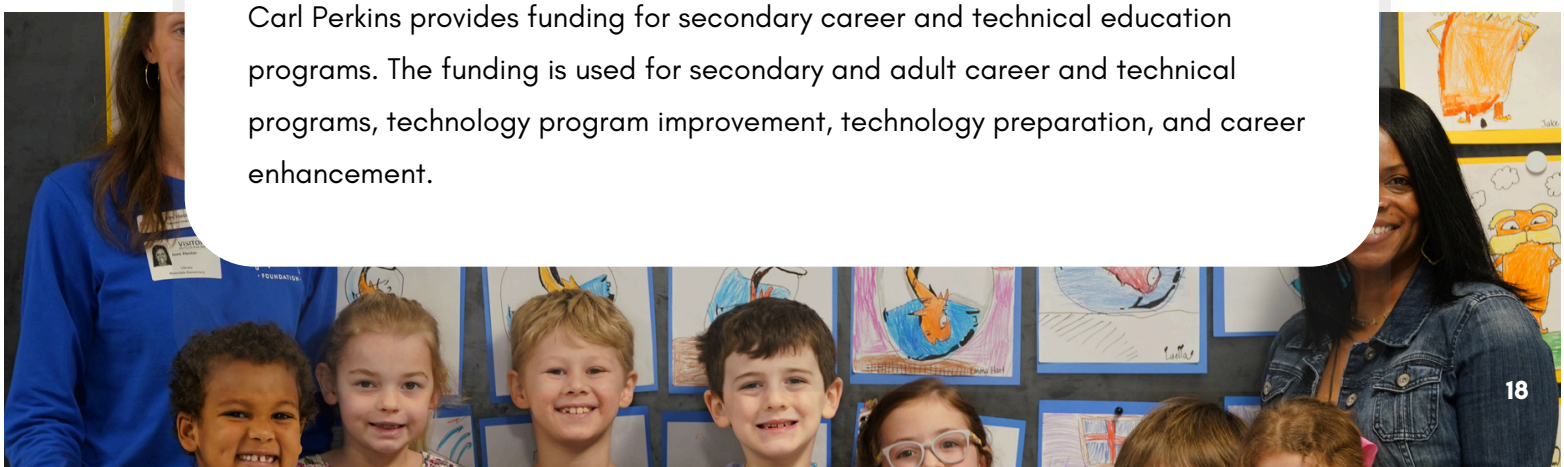

CARL PERKINS BASIC

Fund	Description	FY 2027 Budget	FY 2026 Budget	FY 2025 Actual
Vocational Instruction (71300)				
369	Contracted Substitutes - Certified	1,861	4,193	2,774
429	Instructional Supplies & Materials	400	2,000	1,934
471	Software	24,000	12,582	12,582
499	Other Supplies & Materials	16,000	8,918	8,918
730	Vocational Instruction Equipment	2,000	15,095	7,335
Other Student Support (72130)				
355	Travel	-	-	-
399	Other Contracted Services	-	-	-
524	In-service/Staff Development	7,400	8,300	8,300
Support: Vocational Education (72230)				
524	In-service/Staff Development	6,600	3,687	3,687
790	Other Equipment	-	-	-
Transportation (72710)				
315	Contracts w/ Vehicle Owners	5,500	6,400	6,400
Transfers Out (99100)				
504	Indirect Costs	-	-	-
	CARL PERKINS BASIC TOTAL:	**63,761**	**61,175**	**51,930**

IDEA
PART B

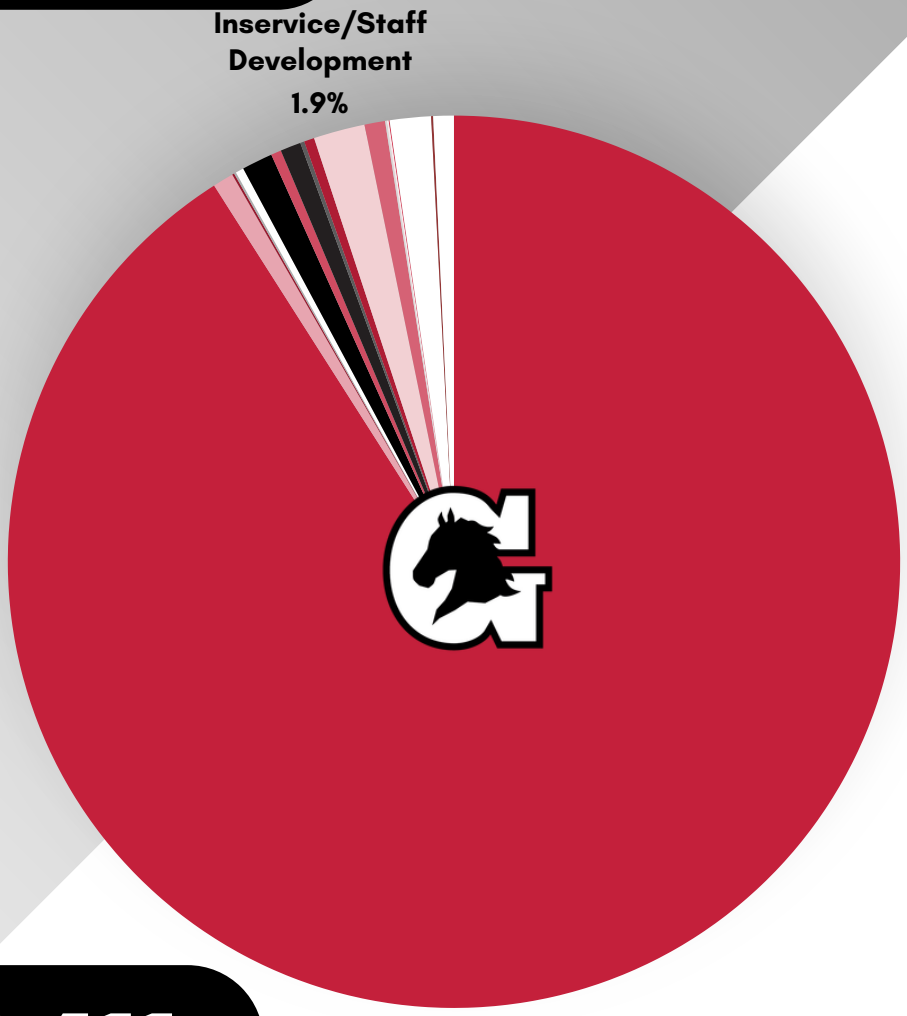

$1,338,411

OVERVIEW

IDEA, Part B, is for students ranging in ages of three through twenty-one who are eligible for special education services. The Individuals with Disabilities in Education Act (IDEA, Part B) provides services such as specialized instruction and programs, interpretation services, and behavior interventions.

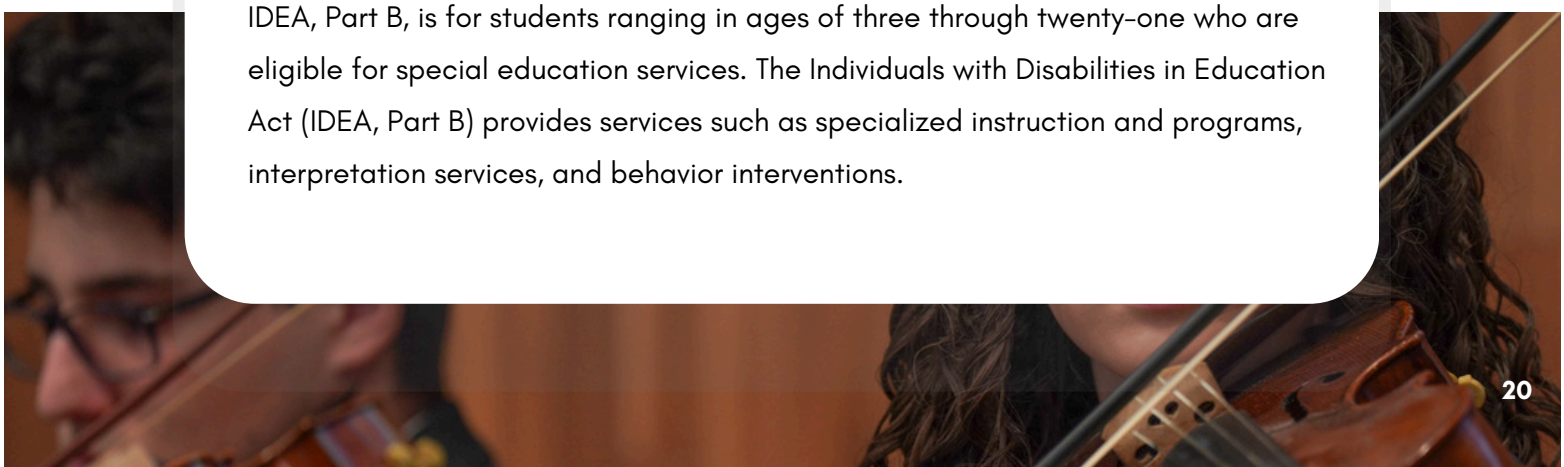

IDEA-B

Fund	Description	FY 2027 Budget	FY 2026 Budget	FY 2025 Actual
Special Education (71200)				
116	Teachers (2 FTEs)	160,000	151,000	143,807
163	Educational Assistants (20 FTEs)	694,248	604,719	511,579
188	Instructional Responsibility	25,000	75,000	45,975
201	Social Security	57,294	57,294	39,871
204	State Retirement	87,435	87,435	56,140
206	Life Insurance	8,769	8,769	1,001
207	Medical Insurance	176,000	176,000	75,282
212	Medicare	13,306	13,306	9,324
	Salaries & Fringes Subtotal for 71200 :	**1,222,052**	**1,173,523**	**882,979**
312	Contracts with Private Agencies	8,159	20,159	-
369	Contracts for Substitute Teachers - Certified	1,000	2,000	9,491
370	Contracts for Substitute Teachers - Non-certified	1,000	500	5,570
399	Other Contracted Services	14,000	20,000	23,118
429	Instructional Supplies & Materials	25,000	15,000	7,176
499	Other Supplies & Materials	1,000	1,000	26,660
725	SPED Equipment	1,000	2,000	42,983

The Exceptional Student Education (ESE) Department facilitates opportunities for students ages 3 through 22 with an educational disability,

IDEA-B

Fund	Description	FY 2027 Budget	FY 2026 Budget	FY 2025 Actual
SPED Support (72220)				
312	Contracts with Private Agencies	2,000	2,000	1,248
322	Evaluation & Testing	5,000	5,000	14,530
355	Travel	-	-	-
499	Other Supplies & Materials	1,000	3,000	-
524	Inservice/Staff Development	25,000	10,000	53,332
599	Other Charges	5,000	7,000	1,403
790	Other Equipment	5,000	-	
Transportation (72710)				
338	Maintenance and Repairs - Vehicles	800	3,000	-
425	Gasoline	1,000	4,000	1,210
511	Vehicle Insurance	400	1,000	251
729	Transportation Equipment	-	-	
Transfers Out (99100)				
504	Indirect Costs	20,000	20,000	59,564
	IDEA-B TOTAL:	**1,338,411**	**1,289,182**	**1,129,515**

IDEA
PRESCHOOL

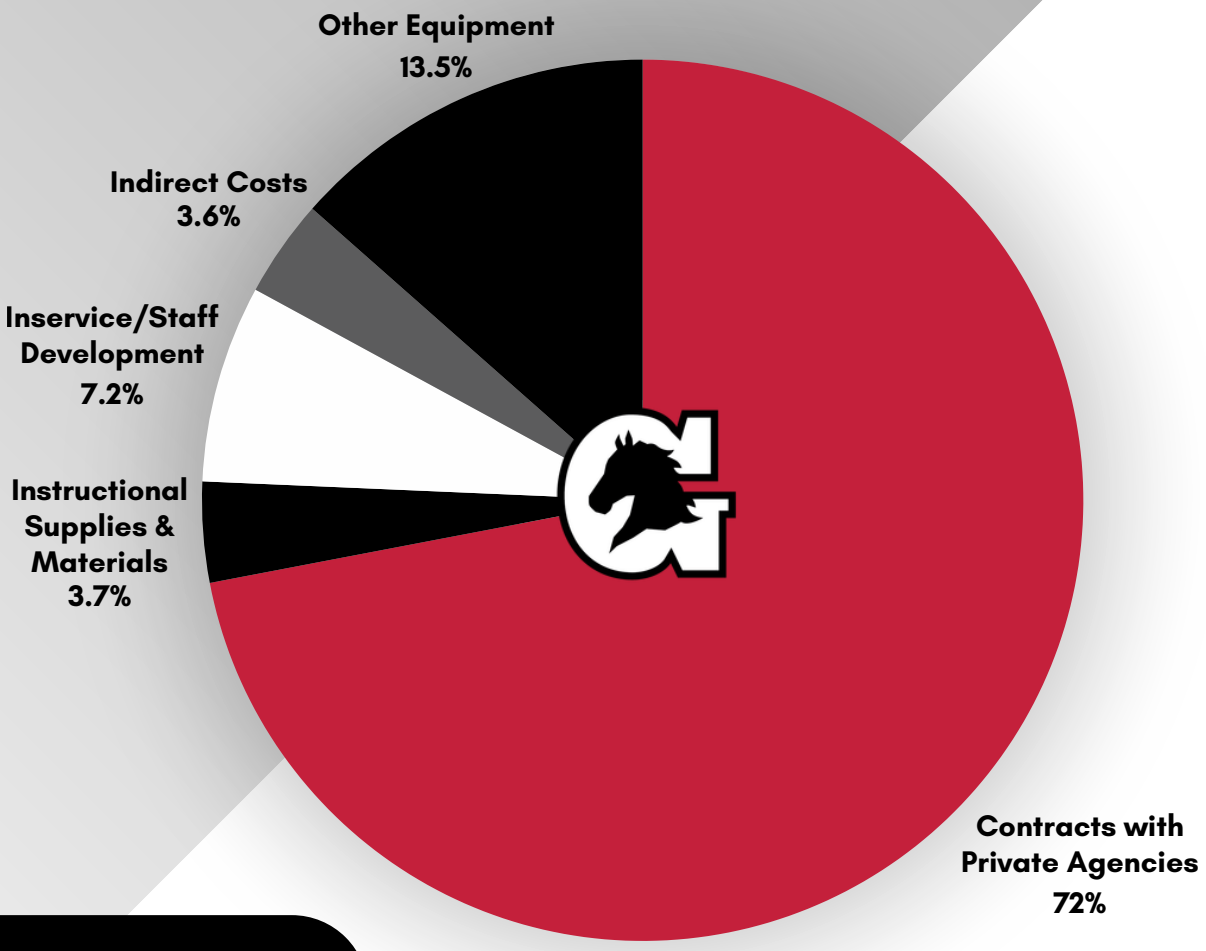

$24,485

OVERVIEW

Federal funds provided for special education services to preschool students.



IDEA- PRESCHOOL

Fund	Description	FY 2027 Budget	FY 2026 Budget	FY 2025 Actual
Special Education (71200)				
399	Other Contracted Services	17,628	13,650	13,650
429	Instructional Supplies & Materials	903	3,903	2,150
725	Special Education Equipment	-	-	15,611
Support: Special Education (72220)				
524	Inservice/Staff Development	1,774	4,772	1,200
790	Other Equipment	3,303	-	-
Transfers Out (99100)				
504	Indirect Costs	877	1,158	986
	IDEA- PRESCHOOL TOTAL:	**24,485**	**23,483**	**33,597**



GMSD currently has eight early childhood preschool programs located in four elementary schools that serve students identified with disabilities, ages 3 - 5.

SCHOOL NUTRITION

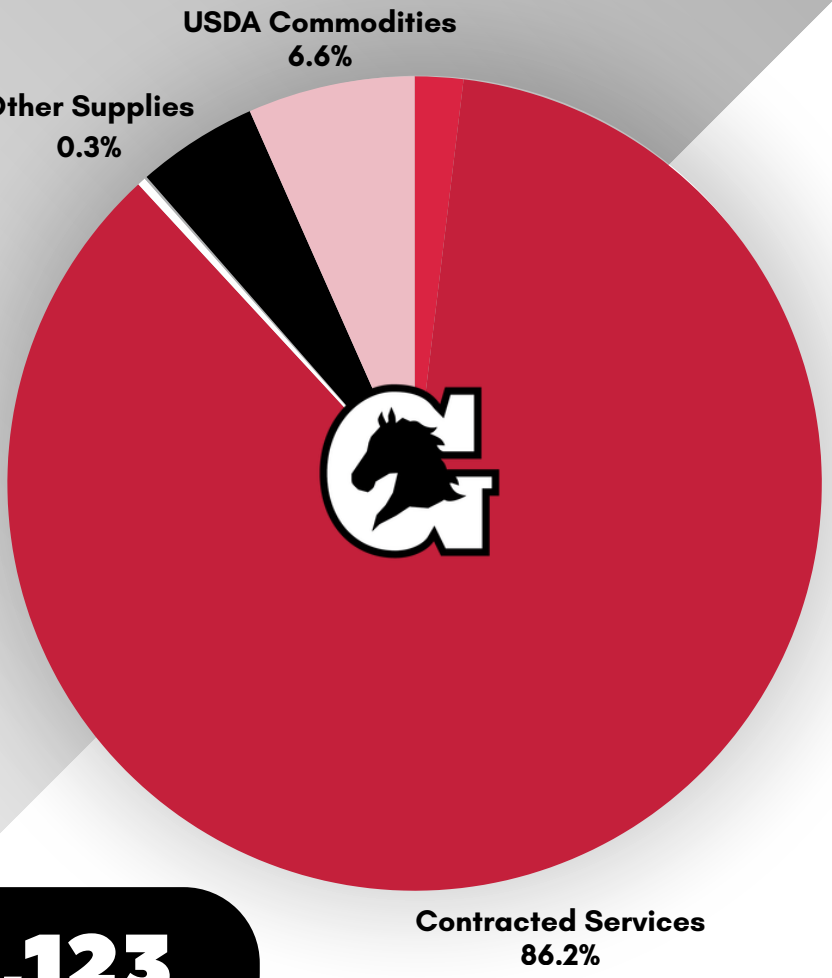

$ 2,162,123

OVERVIEW

SFE, an independent contractor, is responsible for all District cafeteria operations. All sales and USDA breakfast and lunch reimbursements are received directly by the District.

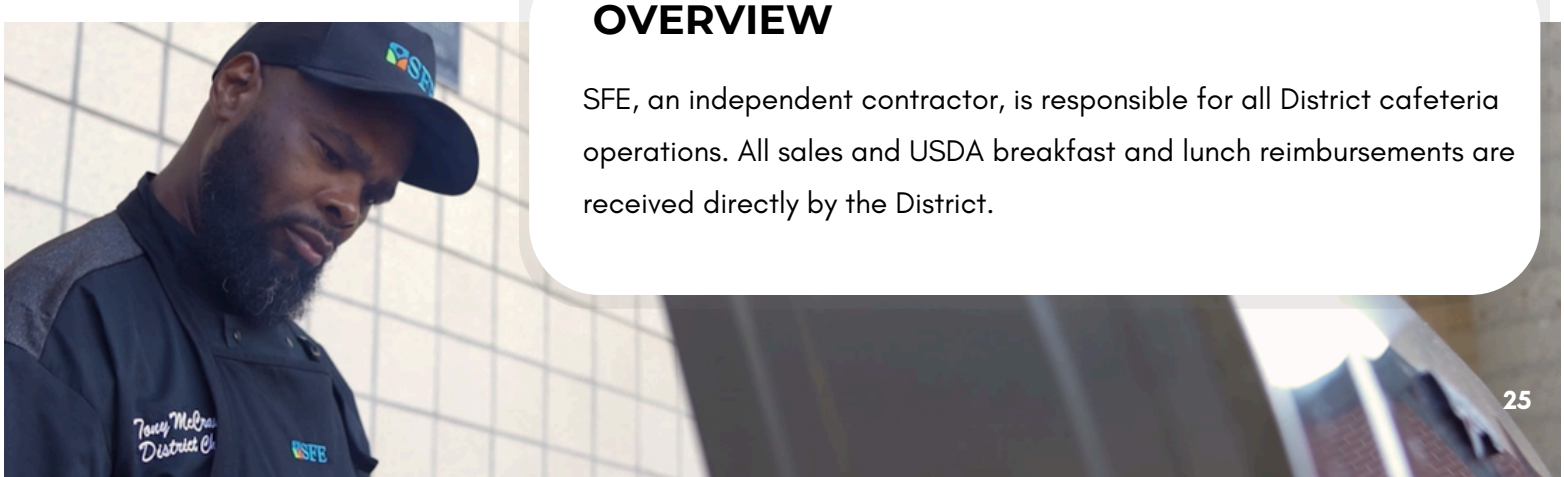

SCHOOL NUTRITION

REVENUES

Acct	Description	FY 2027 Budget	FY 2026 Budget	FY 2025 Actual
43521	Lunch Income- Children	854,101	815,560	897,235
43522	Lunch Income- Adults	9,935	16,879	9,462
43523	Breakfast Income	50,546	48,846	55,471
43525	Ala Carte Sales	676,802	679,974	643,180
47111	USDA Lunch	375,804	396,530	407,779
47113	USDA Breakfast	46,220	45,650	53,078
47112	USDA Commodities	138,042	138,074	138,911
47121	Miscellaneous - Other Revenue - Catering	10,673	7,296	12,995
47590	Other Federal Through State	-	60,729	-
	Transfers In			-
	Reserves	-	-	-
	TOTAL NUTRITION REVENUES:	**2,162,123**	**2,209,538**	**2,210,683**

Includes federal reimbursements from the Federal Government for meals served, payments made by students, teachers, and parents eating at schools, and other miscellaneous revenues.

SCHOOL NUTRITION

EXPENDITURES

Acct	Description	FY 2027 Budget	FY 2026 Budget	FY 2025 Actual
336	Maintenance & Repairs - Equipment	40,000	40,000	16,554
399	Contracted Services	1,848,844	1,794,994	1,849,669
499	Other Supplies	5,000	7,000	1,913
524	In-service/Staff development	2,000	2,000	-
707	Building Improvements	-	-	-
710	Equipment	128,205	100,000	49,105
469	USDA Commodities	138,074	138,074	138,911
	TOTAL NUTRITION EXPENDITURES:	2,162,123	2,082,068	2,056,152
	CHANGE IN CAFETERIA FUND BALANCE:	-	127,468	154,531

Includes expected contracted service to food service management company.

CAPITAL IMPROVEMENTS



$3,000,000

Building Improvements
100%

OVERVIEW

Sources to fund capital improvement projects come from the Shelby County Commission and from the City of Germantown. Budgeted amounts include funds for building improvements to schools and building construction costs.

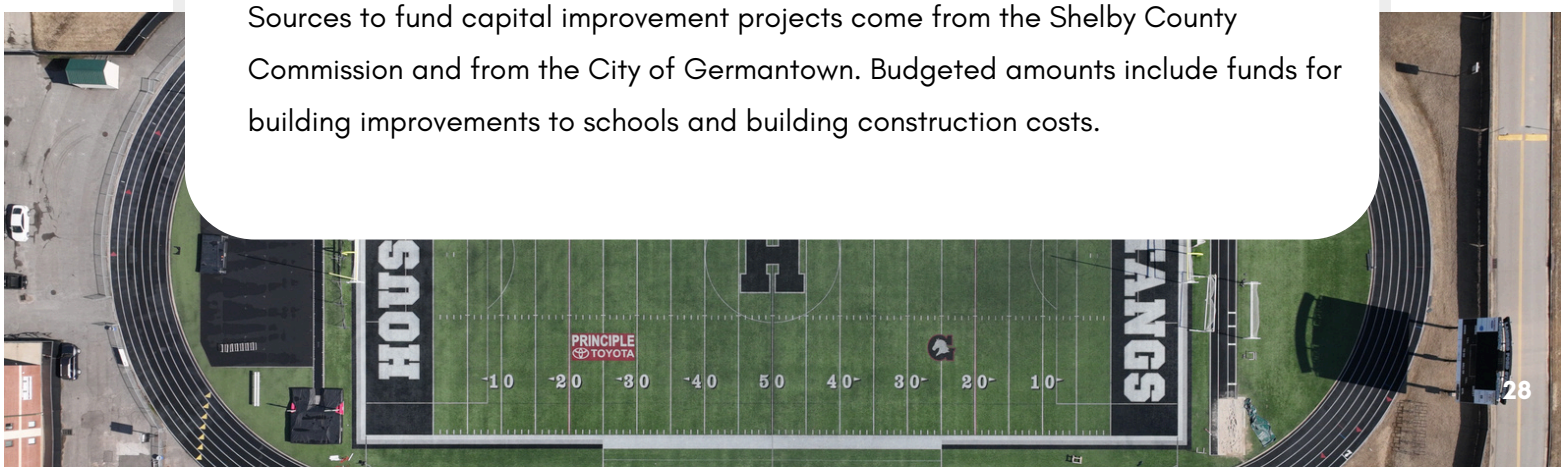

CAPITAL IMPROVEMENT

REVENUES

Acct	Description	FY 2027 Budget	FY 2026 Budget	FY 2025 Actual
44190	County Commission	3,000,000	2,500,000	2,800,861
39000	Reserves	-	500,000	
	TOTAL CAPITAL IMPROV. REVENUE:	**3,000,000**	***4,565,657***	**2,800,861**

EXPENDITURES

Acct	Description	FY 2027 Budget	FY 2026 Budget	FY 2025 Actual
304	Architects	-	-	-
706	Building Construction	-	-	139,627
707	Building Improvements	3,000,000	3,000,000	252,514
790	Other Equipment	-	-	-
	TOTAL CAPITAL IMPROV. EXPENDITURES:	**3,000,000**	**3,000,000**	**392,141**
	CHANGE IN CAPITAL IMPROVEMENT FUND BALANCE:	-	-	**2,408,720**

HEALTH INSURANCE

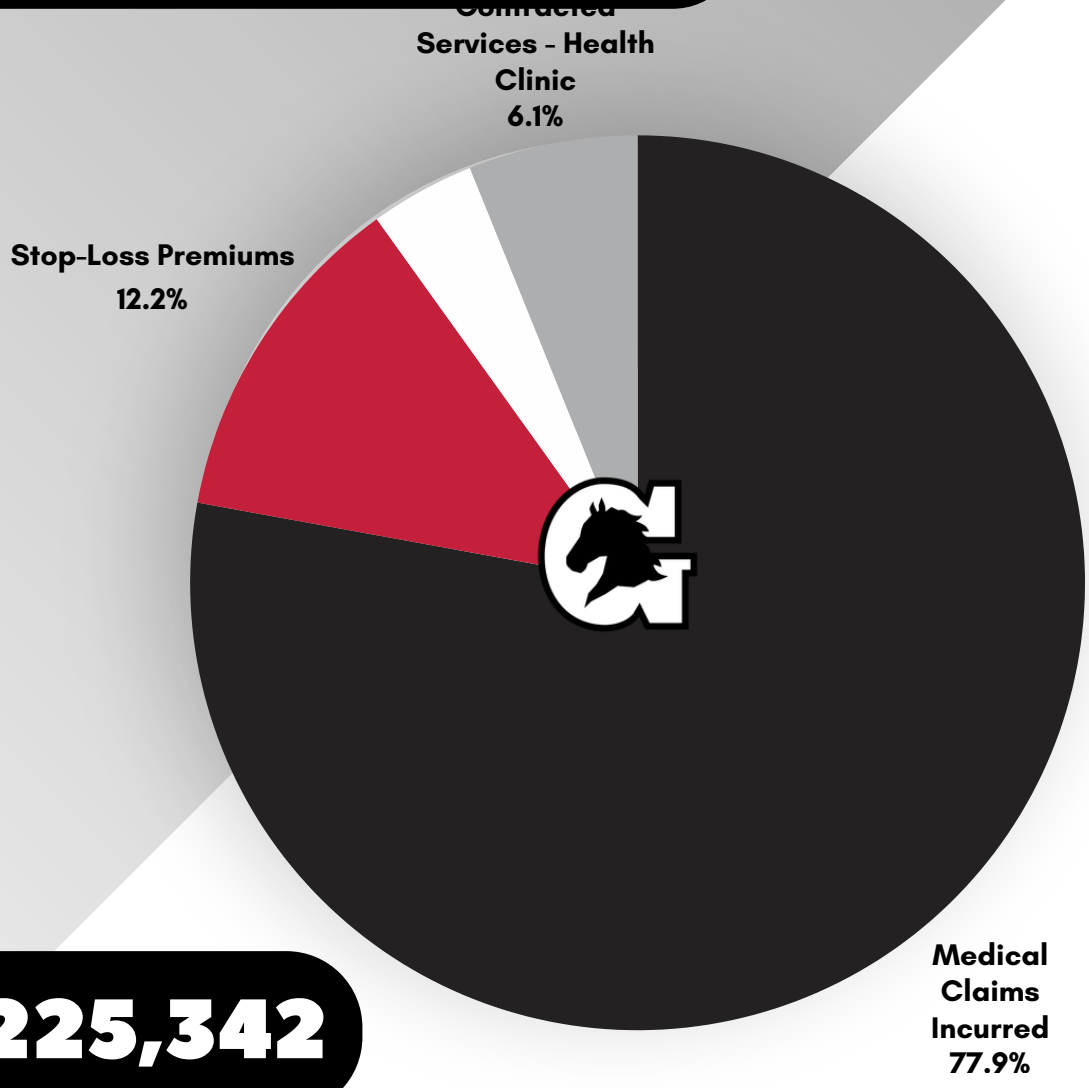

$10,225,342

OVERVIEW

During 20 pay periods of the year, employees, through payroll deduction, and the District make contributions to the health insurance fund to pay actual medical and pharmacy claims incurred during the year. Stop-loss insurance covers any claims above $125,000. Contributions also cover any administrative expenses paid to third-party administrators and consultants.

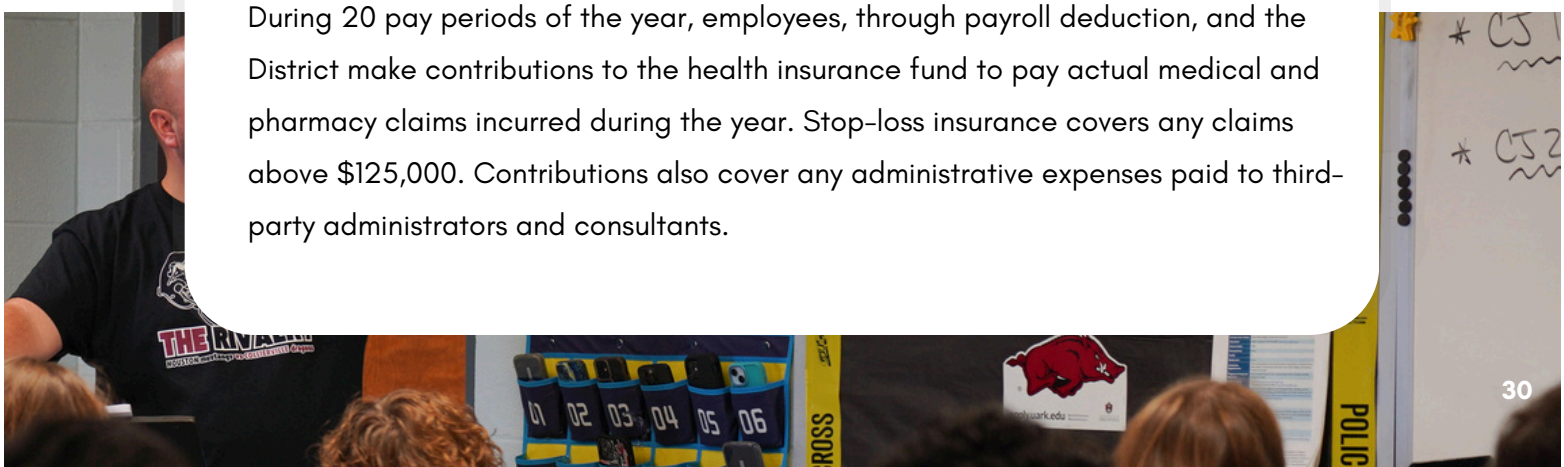

HEALTH INSURANCE

REVENUES

Acct	Description	FY 2027 Budget	FY 2026 Budget	FY 2025 Actual
42000	Employee Contributions	2,313,376	2,203,215	2,092,238
42100	Employer Contributions	7,111,966	4,675,360	5,259,356
42500	COBRA payments	-	-	-
42900	Other Income	800,000	100,000	75,919
44110	Interest income	-	-	-
	Reserves	-	1,200,000	-
	TOTAL HEALTH INSURANCE FUND REVENUES:	**10,225,342**	**8,178,575**	**7,427,513**

EXPENDITURES

Acct	Description	FY 2027 Budget	FY 2026 Budget	FY 2025 Actual
280	Medical Claims Incurred	8,223,342	6,226,575	6,532,797
281	Stop-Loss Premiums	1,150,000	1,100,000	975,994
282	Administrative Expenses	312,000	312,000	289,064
399	Contracted Services - Health Clinic	540,000	540,000	425,707
	TOTAL HEALTH INSURANCE FUND EXPENDITURES:	**10,225,342**	**8,178,575**	**8,223,562**
	CHANGE IN HEALTH INSURANCE FUND BALANCE:	**0**	**0**	**-796,049**

Includes employees' and the District's contributions for health insurance. Other income includes pharmacy rebates. Includes claims expense for medical and pharmacy, stop loss premiums, and third-party administrative expenses.

OPEB TRUST

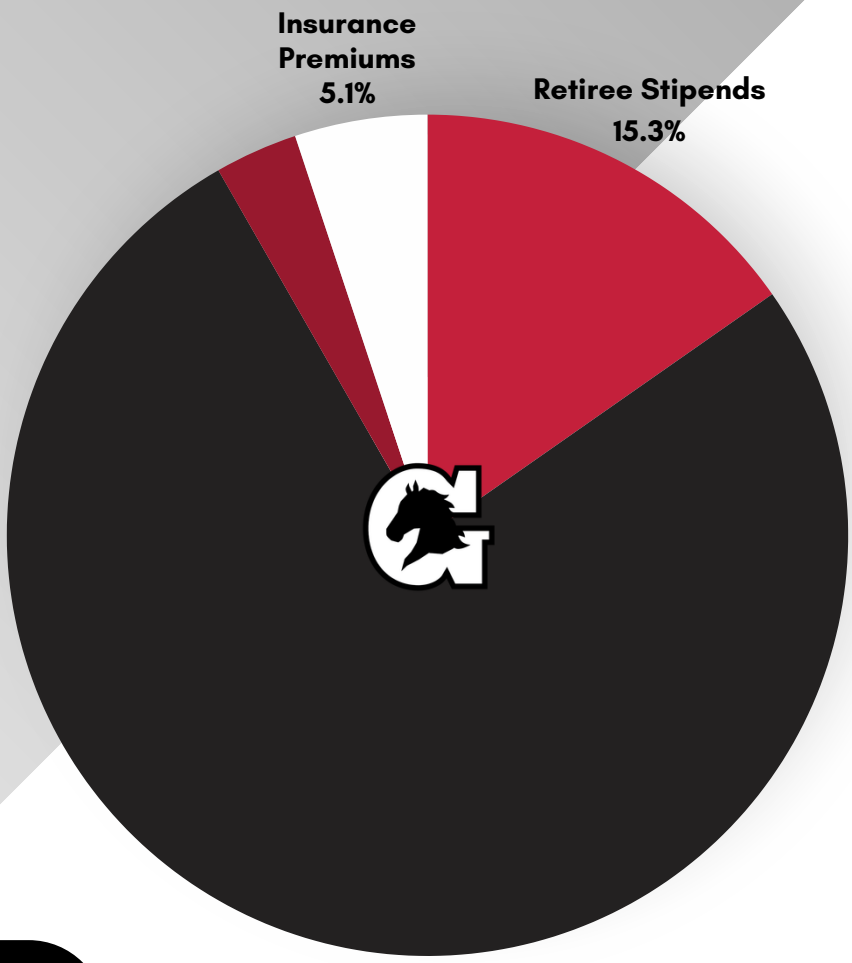

$735,000

OVERVIEW

The District and retirees participating in the health insurance plan make contributions to the Other Post-Employment Benefits (OPEB) trust during the year. Contributions cover actual retiree medical and pharmacy claims, retiree stipends to help cover premiums, certain health and life insurance premiums, custodial and investment management fees, and actuarial costs.

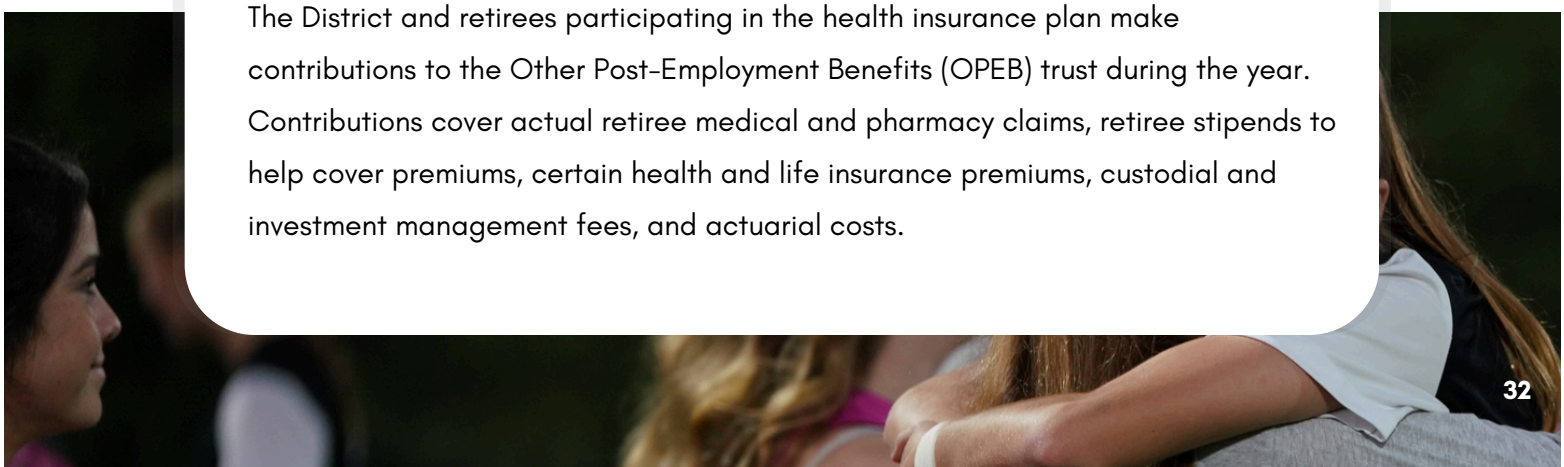

OPEB TRUST

REVENUES

Acct	Description	FY 2027 Budget	FY 2026 Budget	FY 2025 Actual
42100	Employer Contributions	547,000	547,000	544,476
42200	Retiree Contributions	96,000	96,000	100,000
44110	Investment Income	75,000	75,000	157,619
44111	Unrealized and Realized Gain/Loss on Investment	250,000	318,000	574,999
	TOTAL OPEB TRUST FUND REVENUES:	**968,000**	**1,036,000**	**1,377,094**

EXPENDITURES

Acct	Description	FY 2027 Budget	FY 2026 Budget	FY 2025 Actual
280	Retiree Stipends	150,000	120,000	134,850
281	Retiree Medical Claims	525,000	600,000	384,041
282	Administrative Expenses	20,000	25,000	16,250
283	Health and Life Insurance Premiums	40,000	40,000	38,487
	TOTAL OPEB TRUST FUND EXPENDITURES:	**735,000**	**785,000**	**573,988**
	CHANGE IN OPEB TRUST FUND BALANCE:	**233,000**	**443,000**	**803,106**

Includes district-paid health and life insurance benefits for retirees, retiree contributions from TCRS, a 6% assumed investment return, medical and pharmacy claims, retiree health stipends, insurance premiums, and third-party admin costs.