Fifth Grade Summer Reading Choices

This summer, you are required to read two books for summer reading. One book is titled *Fish in a Tree.* You will complete an assignment on this novel and we will also have an in-class assignment the first two weeks of school. For your next novel, you have the option to choose one of the following novels. You will take an AR test on the novel of your choice the first week of school. You will also choose a project from the choice board to complete for your choice novel.



Number the Stars By Lois Lowry

This novel is historical fiction. We will learn about the Holocaust this school year. This novel has a female main character.



Refugee By Alan Gratz

This novel is historical fiction. It has been very popular amongst fifth grade boys. This novel has a male main character.



Smart Cookie By Elly Swartz

This novel is realistic fiction. This novel has a female main character.



All Thirteen By Christina Soontornvant

This novel is nonfiction. It tells about a soccer team rescued from a cave. This novel has a male main characters.



City Spies By John Ponti

This novel is fiction. It follows pre-teens through spy school. It has both male and female lead characters.



The Hunger Games By Suzanne Collins

This novel is dystopian fiction. It tells the story of 12 districts who choose two citizens to fight to the death. This novel has male and female main characters.



*Disclaimer to parents: I have not personally read all of the above novels, but I have thoroughly researched content and theme of each. I encourage you to research each novel and help your children decide based on interest level. Commonsensemedia.org is a great resource for reviews and content!
If your child has read one or more books in a series listed above, the next chronological book may be used as a substitute for the book listed.
Ex: *Catching Fire* can be read in place of *The Hunger Games* if your child has read book one.

Fifth Grade Summer Reading
Fish in a Tree

In fourth grade, you learned about the hamburger writing method. This year, in fifth grade, we will expand on the hamburger method and transition toward the jane Schaffer method, to get ready for middle school level writing! We will learn new terminology for the parts of the "hamburger." For this assignment, you will analyze a quote from the book. Your analysis will be your chance to tell me what the quote means to you.

The following is the quote you will analyze:

"Everybody is smart in different ways. But if you judge a fish by its ability to climb a tree, it will live its life believing it is stupid."

To analyze, we think about parts of the novel and how it can apply to our lives or to the real world (the world we live in, not the world inside of the novel). Think about what this quote means to you, not just the characters in the book.

Your analysis should have the following:

Topic Sentence (bun): Introduce your topic in one sentence. Don't use personal pronouns like *I, Me, my.* This paragraph is not about you—it is about the quote and what it means. A topic sentence is something you must ***prove***. This means it is your opinion, and the remaining sentences will help you prove this point.

An example of a good topic sentence would be:

Everyone is special in their own way.

(no, you cannot use this as your topic sentence)

Textual evidence (meat): Textual evidence is information directly from the novel. This is the "quote" or evidence from the book that will help you prove your point. In this paragraph, you are using the following quote:

"Everybody is smart in different ways. But if you judge a fish by its ability to climb a tree, it will live its life believing it is stupid."

(Yes, you may use this quote. Actually, you must).

To use a quote in your writing, you must first introduce it—this means use words of your own. Don't just stick the quote in the middle of the paragraph. Here is an example:

Everyone is special in their own way. ***For example, in the novel it states "everyone is smart in different ways. But if you judge a fish by its ability to climb a tree, it will live its life believing it is stupid."***

Notice here that the textual evidence is surrounded by "quotation marks" don't forget these in your paragraph! This shows me which information comes directly from the novel.

Commentary (the extras—tomatoes, lettuce, cheese, etc.): the commentary sentences add the delicious details and make it just the way you like it. This means you are going to explain how your textual evidence helps prove your topic sentence. In this paragraph, you will use two commentary sentences.
A good way to start these sentences is to say, *this shows that,* and, *this also shows that.* You do not have to begin your commentary this way, but it is an easy way to remember what you are doing. Here is an example:

Everyone is special in their own way. For example, in the novel it states "everyone is smart in different ways. But if you judge a fish by its ability to climb a tree, it will live its life believing it is stupid." **This shows that everyone is smart in different areas of life. This also shows that we should look for the good in others and not focus on their mistakes.**

Concluding Sentence (Bottom Bun): The concluding sentence wraps up the paragraph. It restates the topic sentence and/or the argument you are trying to prove. Here is an example:

Everyone is special in their own way. For example, in the novel it states "everyone is smart in different ways. But if you judge a fish by its ability to climb a tree, it will live its life believing it is stupid." This shows that everyone is smart in different areas of life. This also shows that we should look for the good in others and not focus on their mistakes. ***Everyone has their own strengths and weaknesses.***

I have provided a full paragraph for you. Please do your best to write your own original paragraph and use my example as a guide. Bring your paragraph to school on the attached page on the first week of school. If you need help, you or your parents may email me at: **cshoalmire@smc.school**.

Happy writing!

Fifth Grade Summer Reading

Fish in a Tree

Brainstorming: Use the following template to write your rough draft of your paragraph. This will help you break down the paragraph and focus on each individual sentence.

Topic Sentence (Remember, this is something you must prove):

_____

_____

_____

_____

Textual evidence (Remember, introduce the textual evidence with your own words; I have provided the quote for you):

_____

_____ **"Everybody is smart in different ways. But if you judge a fish by its ability to climb a tree, it will live its life believing it is stupid."**

(___) put the page number of the quote here in the parenthesis.

Commentary (This sentence shows how your quote supports your textual evidence; you can begin with *this shows that*):

_____

_____

_____

_____

_____

_____

_____

_____

Commentary (This sentence shows how your quote supports your textual evidence; you can begin with *this also shows that*):

_____

_____

_____

_____

Conclusion (Restate the opinion you want to prove from your topic sentence):

_____

_____

_____

_____

Fish in a Tree Analysis

Directions–write your paragraph in the space below. Use the prewriting assignment to help you.

END OF NOVEL choice board

PLAYLIST

Create a playlist of at least 10 songs. Your songs should represent your characters, the novel's theme, the setting, or the events that occur throughout the novel. List each song and artist, then write 3-5 sentences that explain 1) which part of the novel the song represents (character, theme, etc) 2) how the song represents that part of the novel.

ILLUSTRATED SCENE

Illustrate an important scene from the story. Write a one-paragraph (at least five sentences) explanation of your illustration that includes the scene's importance in the overall story.

CHARACTER PROFILE

Create a one-page profile all about a main character from your novel. Include five character traits, three facts about the character, two quotes, and one way the character changed throughout the story. Also include a visual representation of the character. You may arrange your profile however you want.

THEME POSTER

Create an inspirational theme poster for the book. Include a theme statement, a visual representation, and a quote from the book that supports your theme. Write one paragraph (at least five sentences) that explains how your poster represents your novel.

END OF NOVEL CHOICE BOARD

Choose <u>one</u> of the choices to demonstrate your understanding of your individual novel. Choose a topic that will pair well with your novel. Be sure to include all of the requirements!

MAP

Create a map that shows where at least five significant plot events took place. Include illustrations or symbols for each map location. Write a one-paragraph (at least five sentences) explanation of your map, including the significance of each depicted plot event.

BOOK COVER

Redesign the book cover to reflect the book. Your cover should include illustrations, an enticing synopsis, author biography and your opinion/review of the book. This should include at least five sentences total. This should be a **redesign, not a replica.**

THE END...

Write and illustrate a new ending for your novel. You should include an (at least) five-sentence paragraph that tells your new ending. Your paragraph should be attached to an illustration of your new ending. The illustration should make clear what is happening in the story's new ending.

INTERVIEW

Write ten interview questions for your favorite character in your novel. Then, answer each of the interview questions from your character's perspective. If you would like, you may also illustrate a picture to go with this.

END OF NOVEL

choice board

DIRECTIONS:

CHOOSE ONE OF THE ACTIVITIES FROM THE CHOICE BOARD. FOLLOW THE INSTRUCTIONS GIVEN. THIS PROJECT SHOULD SHOW ME YOUR CREATIVITY AND YOUR BEST EFFORT. YOU CAN USE POSTER BOARD, CARDBOARD, CARD STOCK--WHATEVER YOU THINK FITS YOUR PROJECT BEST! IT SHOULD BE VISUALLY APPEALING AND I SHOULD BE ABLE TO DISPLAY THE FINAL RESULT IN THE HALLWAY! THIS IS YOUR TIME TO SHOW ME WHAT YOU'VE GOT!