





IMSE

G2

K-2 SUMMER
SPROUT





WELCOME TO SUMMER!

Dear Guardian,

With the excitement of summer break ahead, it's a perfect time to emphasize the importance of reading for your child.

Summer is a time for relaxation and fun, and it's a great opportunity to maintain the progress your child made throughout the school year. However, "summer slide" can happen, and students can lose some of their hard-earned academic skills during the long break. With your support, you can keep your child's learning momentum going strong.


Reading is the perfect summer activity because it's educational and enjoyable. By encouraging your child to read regularly during the summer months, you can help them review the skills they've worked hard to develop.

You can also read to your child! Reading to children in English or their first language offers many benefits. It fosters a strong bond between parent and child and enhances language development, fluency, and comprehension skills. It also cultivates a love for reading, igniting imagination and curiosity, and opens doors to a world of knowledge and possibility.

Here at IMSE, we provide the knowledge, support, and resources necessary to ensure that every child is successful in literacy. The following pages have been created to help foster and nurture the skills your student has learned throughout the year and to have a little fun while doing so!

Happy Reading!


SUMMER READING BINGO



Read to a pet or stuffed animal



Build a fort and read inside.



Read by the water




Have someone read to you



Read to someone on the phone



Read in the dark with a flashlight




Have a picnic and read



Write a poem or sing a song about reading



Read under the covers in your bed



Draw a picture from your favorite book




Read in a park



Read to someone younger than you




Write your own book



Read while you eat your favorite snack



Read a book that rhymes




Read to a friend





WHAT IS DECODING?


Decoding in reading refers to the ability to convert written words into spoken language. It involves recognizing the letters in a word, associating each letter with its corresponding sound, and blending these sounds together to form words. Essentially, decoding allows readers to make sense of written text by translating the symbols (letters) into meaningful language (words). It's a fundamental skill that enables individuals to read and comprehend written material.



Watch this video on the letter sounds for the entire alphabet and digraphs.

Children can use the sheets following this page to practice decoding and blending. Additional word review activities are located at the end of this section. Please note that underlined words are non-phonetic and cannot be sounded out.

Find even more FREE decoding activities on [imse.com/digital-resources](https://www.imse.com/digital-resources).



Practice reading these words with your child. You can go through them casually or set a timer for one minute to gauge how many words your child can read. Try to "beat" the previous day's words per minute count the following day.

clerk	oink	grouch	dirt	tight
bird	owl	bright	twirl	wow
couch	moist	ouch	toy	thirst

complain	curbside	silver	hamstring	survive
ago	ointment	nightlight	instruct	spotlight
sunscreen	after	foil	China	thunder
flashlight	subscribe	stretch	convoy	bonus
monster	burger	decoy	disturb	Friday

Practice Reading Sentences

1. Will you help me stir the beans?
2. The milk will spoil if it gets too hot.
3. I might have to ask for a discount for that outfit.
4. The timber fell from the pile.
5. Drive down the highway to get to downtown.

Practice reading these words with your child. You can go through them casually or set a timer for one minute to gauge how many words your child can read. Try to "beat" the previous day's words per minute count the following day.

chopped	jaw	fold	scorch	spied
vault	mind	skipped	drawn	smiled
sport	bolt	baked	fried	spark
yarn	find	shaped	shopped	mold

jogging	maple	joking	destroyed	garnet
forest	tumble	shopping	denied	hurried
emptied	perform	begging	jigsaw	grumble
sawdust	August	tarnish	border	taping

Practice Reading Sentences

1. Will she read a fable to her class?
2. What sport do you like?
3. It was not my fault!
4. Tom raked all the pine cones on the ground.
5. I had never met the host before today.

Practice reading these words with your child. You can go through them casually or set a timer for one minute to gauge how many words your child can read. Try to "beat" the previous day's words per minute count the following day.

phone	gnat	there	they've	carve
too	crumb	very	we'll	mouse
full	two	myth	write	moon
their	I'll	heart	hinge	house

quarter	Michigan	poodle	bulldoze	hypnotize
echo	Egypt	outgrew	unscrew	advise
dolphin	twelve	hustle	Olympic	chevron
footprint	alphabet	tractor	chaos	elephant

Practice Reading Sentences

1. Do you have to wrap two gifts?
2. The tech was unable to fix my laptop.
3. We'd love to help with the contest!
4. I used a graph in math class.
5. Grace wants to take a gymnastics class.

Reading Go Fish

Materials Needed: Marker, Index Cards, Decoding Review Page

Directions:

1. Select 6 words from the decoding review pages provided.
2. Create playing cards using index cards. Write selected words on cards. Each word will have 2 cards, for a total of 12 cards. Shuffle the cards.
3. With two players, begin by selecting 3 cards each.
4. Player 1 asks Player 2 if they have the word on a card of their choice.
5. If Player 2 has the requested card, they must give the card to Player 1. In this case, Player 1 gets another turn.
6. If Player 2 does not have the requested card, Player 2 says, "Go Fish", and Player 1 should draw a card.
7. Repeat until all matches are made. Whoever has the most matches wins!





Word Hunt

Materials Needed: Marker, Index Cards, Decoding Review Page

Directions:

1. Write words from one of the decoding review pages on flashcards.
2. Hide the flashcards.
3. Set a timer for a specified duration.
4. Children find and read as many words as possible before the timer ends.
5. Count and celebrate the number of words read!






READING STRATEGIES

When you're reading with your child at home, here are some effective strategies to help them:

1. Start at the left-hand side of the book and page.
2. If they come to an unknown word, encourage them to sound out each letter.
3. Then, blend the sounds together to make the word.
4. When they come to a multisyllabic word, encourage them to:
 - a. Break the words into syllables
 - b. Separate the base word from the prefix and suffix (if needed)
 - c. Check for understanding

The bookmarks on the following pages will help your child utilize smart strategies to read words.



SUMMER READING ONLINE

YOUTUBE:

[Reading Buddies](#)

[Sounder and Friends](#)

WEBSITES:

www.getepic.com

www.abcya.com

www.storylineonline.net

www.teachyourmonster.org


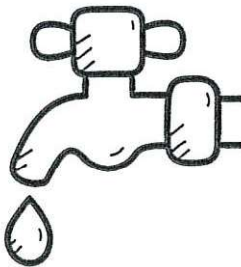





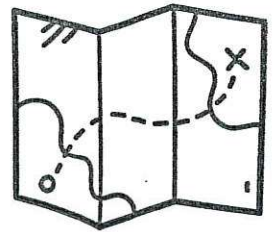
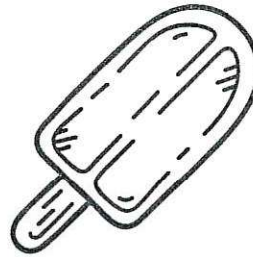












AUDIO

BOOKS:

www.audible.com

JUNE READING CHALLENGE

Color one picture for every book you read this month!




JULY READING CHALLENGE


Color one picture for every book you read this month!



AUGUST READING CHALLENGE

Color one picture for every book you read this month!





READING COMPREHENSION

Reading comprehension is the ability to understand what you read. It involves recognizing words, making meaning of them, forming connections to prior experiences, and drawing conclusions. Strong reading comprehension skills are essential for academic success and lifelong learning. They enable children to absorb information from various sources and effectively communicate their thoughts. In a world filled with information, comprehending what we read is essential for making informed decisions, solving problems, and navigating everyday situations confidently.

Not only can children stretch their reading comprehension muscles by reading books, but they can also listen to books! Parents can use today's technology by incorporating audiobooks and story-focused podcasts into their daily routines. Audio is a fabulous way to add excitement to a story and change-up routines for the summer. This is also an especially great way for students to continue learning in English if their home language is different. Audio is an excellent way for the whole family to listen, learn, and enjoy a story!

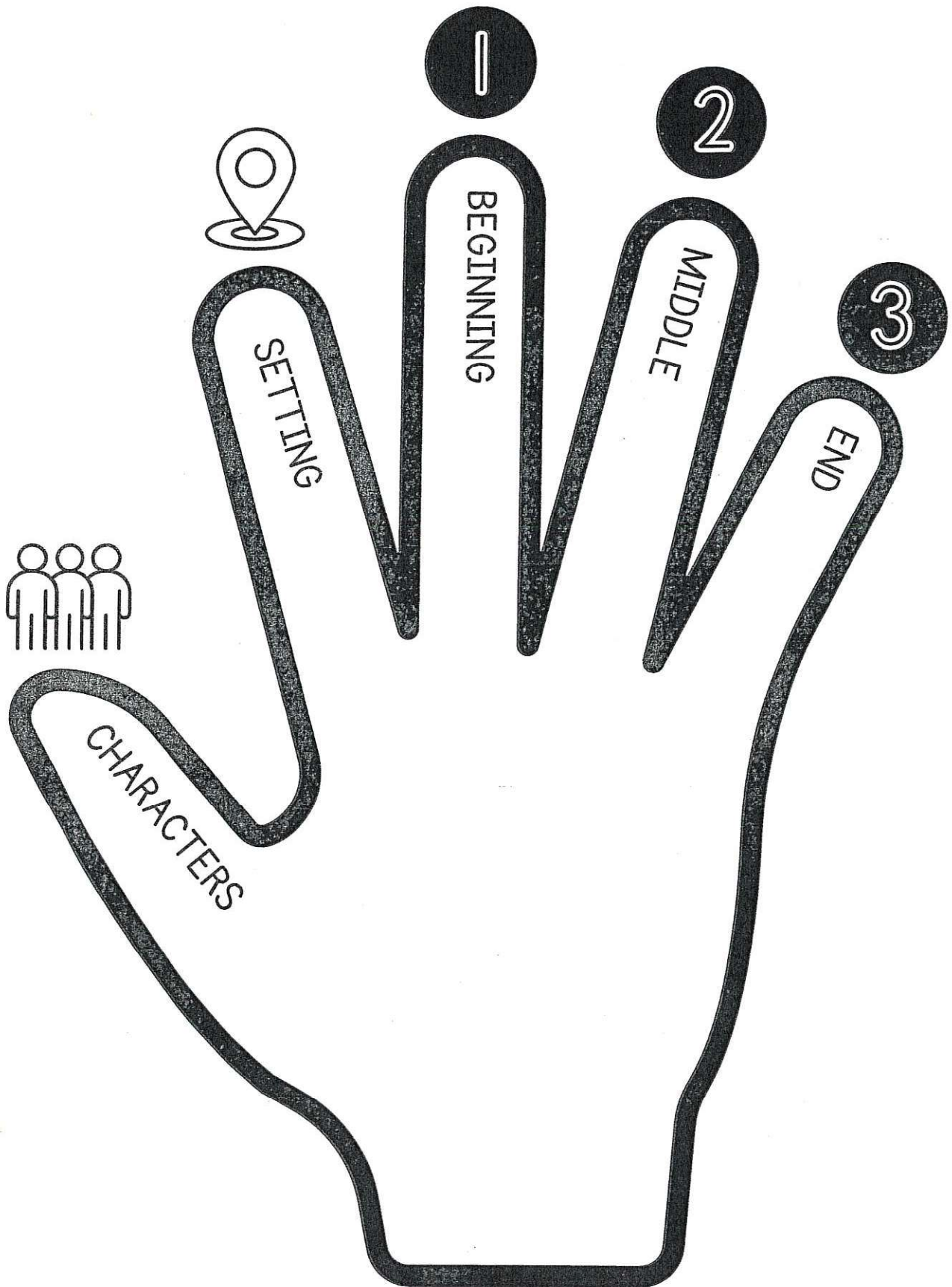


FIVE-FINGER RETELL

The five-finger retell strategy is a powerful tool for enhancing reading comprehension by breaking down a story into key components. Imagine your hand as you read - each finger represents a different story element. The thumb stands for the characters, the index finger for the setting, the middle finger for the beginning, the ring finger for the middle, and the pinky for the end. By mentally “counting” through these elements, readers can organize their thoughts and better understand the text’s structure and meaning.

You will find a copy of the Five-Finger Retell on the following page. You can print it out and have children color it if you choose. You can use this while reading a story and have your child recall what happened in the story after reading.

FIVE-FINGER RETELL



COMPREHENSION QUESTIONS

Directions: Here are some questions you can ask your child after reading a story together. Encourage them to answer in complete sentences, and include as many details as they can recall.

1. What is the story about?
2. How did the story end?
3. What changed from the beginning of the story to the end?
4. What are some important things the characters do?
5. What are some important things the characters say?
6. Why do you think the author wrote this story?
7. What do you think they want you to learn about?
8. How does the story make you feel? Why do you feel that way?
9. Who are the main characters?
10. What do you like or dislike about them?
11. What problem(s) do the characters have to solve?
12. Where does the story take place? How do you know this?
13. What is most exciting about the story? Why is this exciting?
14. Do you notice any pictures or words that keep appearing in the story?
15. What do you think they mean?
16. What do you think the lesson or message of the story is?
17. Would you recommend this book to a friend?