



CBSD FID WORKBOOK KINDERGARTEN

Name: _____



FLEXIBLE INSTRUCTION DAY 1





What is a **Flexible Instructional Day** also known as a “FID” Day?

In Pennsylvania, a flexible instructional day, as defined by the Department of Education, refers to a day when schools can deliver instruction remotely rather than canceling school due to inclement weather or other unforeseen circumstances.

What is the **purpose** of a Flexible Instructional Day?

The purpose of implementing flexible instructional days is to ensure that students continue to receive meaningful instruction even when traditional “in-person” learning is not possible. Flexible instructional days allow schools to maintain continuity in the educational process, ensuring that students can continue their learning without interruption. By utilizing technology and remote learning workbooks/resources, schools can provide students with access to instructional materials, assignments, and teacher support, regardless of physical location.

How will I know when Central Bucks is having a “FID” day?

- Central Bucks School District will send notifications to families via email, website, text notification, social media, etc. to communicate the “FID” day.
- Your child’s teacher will publish the FID content in Canvas:
 - Link to an online survey for attendance.
 - Link to an **optional** live Teams call for teacher “Office Hours.”

How will my child use the “Flexible Instructional Books” on these “FID” days?

This “flexible instructional book” is your child’s workbook that outlines the procedures, expectations, and resources for completing the work for a flexible instructional day. Here’s how such a book will be used:

- The **Flexible Instructional Book** provides approximately *4 hours* of instructional activities.
- Your child will complete reading, math, writing, and specials (*P.E., Music, Library, Art, or QUEST*) during the “FID” day.
- Your child will then return the “FID” book to their homeroom teacher when school resumes “in-person.”

How will my child use Canvas on these “FID” days?

- Students will access Canvas via Classlink on district provided device
- Attendance will be submitted via Canvas
- Office Hours will be offered via a Teams call linked in Canvas from 12:00-12:30
- Digital workbooks will be linked to Canvas

What if I need to use a personal device and can’t find my students Username and password?

- Student usernames can be found in the Parent Portal of Infinite Campus. It is located in the “More” section of the Main Menu under “Family Information”. The username is the student’s full email address. Ex: Smith.J123@student.cbsd.org. The password for new students is Uppercase first initial, lowercase last initial, and their 6 digit birthday. Ex: James Smith born on 07/08/2009 a password of Js070809



CBSD FID WORKBOOK KINDERGARTEN




MATH DAY 1



FLEXIBLE INSTRUCTIONAL DAY 1: MATH

MATH LESSON SUMMARY

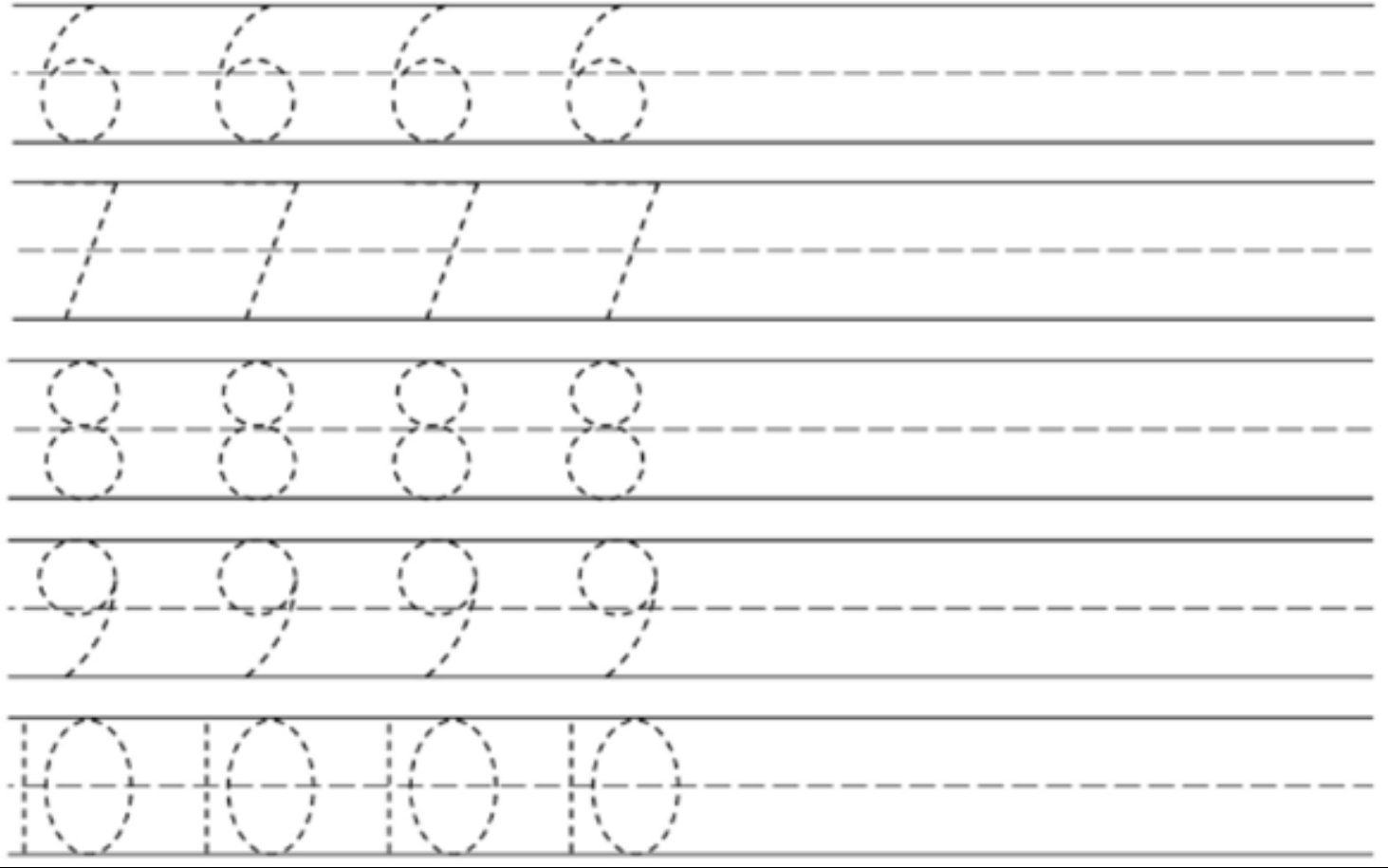
Number Writing and Numbers to 5.
(30 minutes)



ACTIVITY 1:

Directions: Trace each dotted line to practice your numbers. Then, write 3 more numbers to practice. Remember to start from the top.

Tracing practice area with five rows of handwriting lines (top, middle-dashed, bottom). Each row contains four dotted numbers for tracing: 1, 2, 3, 4, and 5. Each number has a small arrow indicating the starting point and direction of the stroke.




Directions:

Choose 3 numbers that you practiced writing above and **draw** to show **how many**. An example is done for you.

Example:

Number Chosen: 3





Directions: Trace to show how many for numbers to 5.

1. **Show 3**



2. **Show 5**



3. **Show 1**



4. **Show 4**



5. **Show 2**





CBSD FID WORKBOOK KINDERGARTEN



READING AND WRITING DAY 1



FLEXIBLE INSTRUCTIONAL DAY 1: READING AND WRITING

READING AND WRITING LESSON SUMMARY

Total Time – 40 Minutes		
Time	Focus	Description
10 Minutes	Reading Horizons Phonics	Review alphabet letters. 1. Name all 26 letters. 2. Review A a 3. Review B b
10 Minutes	Reading	Read a book to review letter A a and B b.
10 Minutes	Writing	Draw and/ or write about your day.
10 Minutes	Handwriting	Practice letter formation.

Name _____

The alphabet has 26 letters.
There are 21 consonant
letters and five vowel letters
Aa, Ee, Ii, Oo, and Uu.

Alphabet Introduction

It is important to know the letters of the alphabet.
You can read and write many different words when
you know the letters and sounds of the alphabet.

Point to each letter and say its name.

Aa Bb Cc Dd Ee Ff

Gg Hh Ii Jj Kk Ll

Mm Nn Oo Pp Qq Rr

Ss Tt Uu Vv Ww

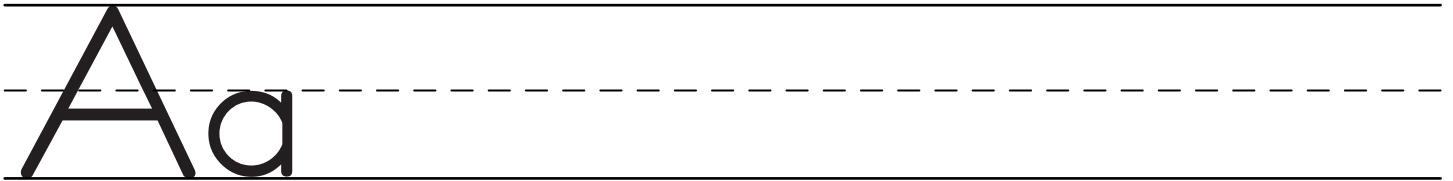
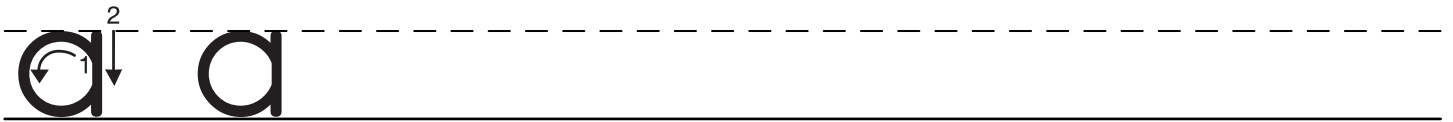
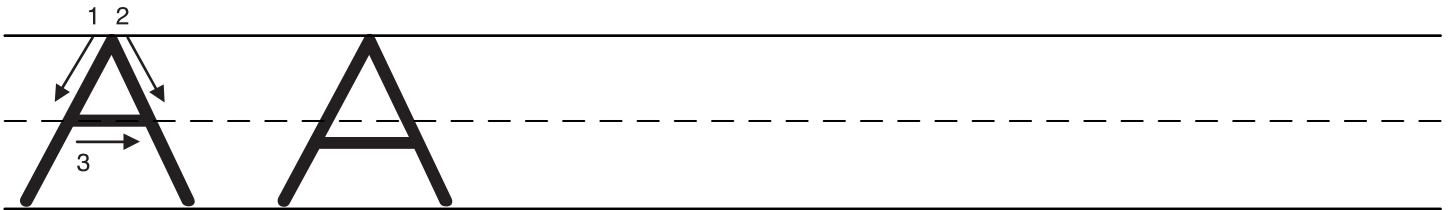
Xx Yy Zz

Name _____

The name of this letter is *a*. A is a vowel. The first sound for a is /a/, as in *at*.

Vowel A

Write rows of the letter *a* matching the example at the beginning of each row. Each time you write a letter, say the name and the sound: *a*, /a/; *a*, /a/.

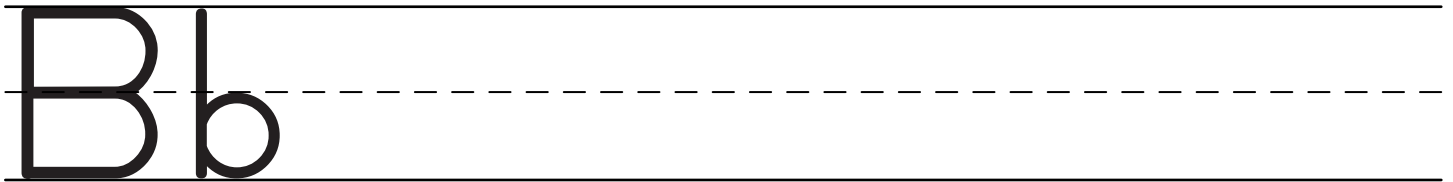
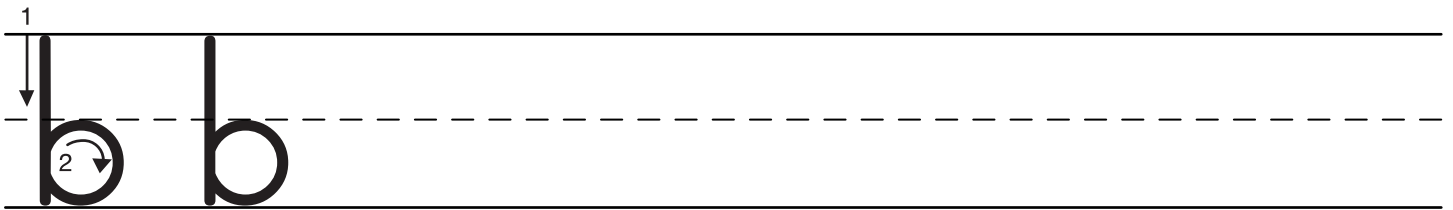
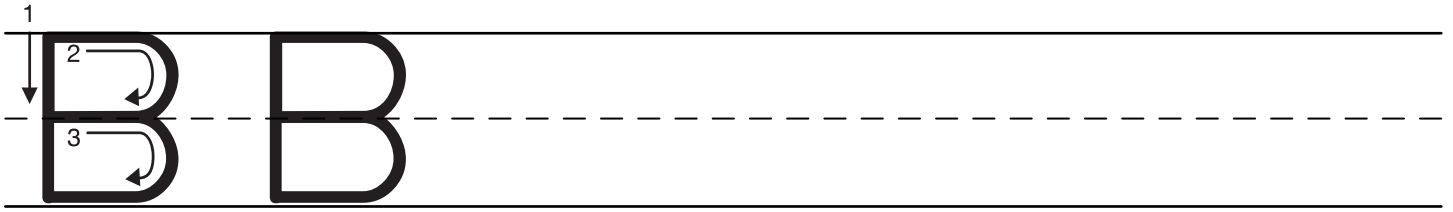


Name _____

The name of this letter is *b*. *B* is a consonant. The sound of *b* is /b/, as in *bug*.

Consonant B

Write rows of the letter *b* matching the example at the beginning of each row. Each time you write a letter, say the name and the sound: *b*, /b/; *b*, /b/.



READING - 10 Minutes

Directions:

1. Read the "Vowel A" story to a family member, a pet, or a stuffed animal.
2. Read the "Consonant B" story to a family member, a pet, or a stuffed animal.

Vowel A



Kindergarten
Vowel A

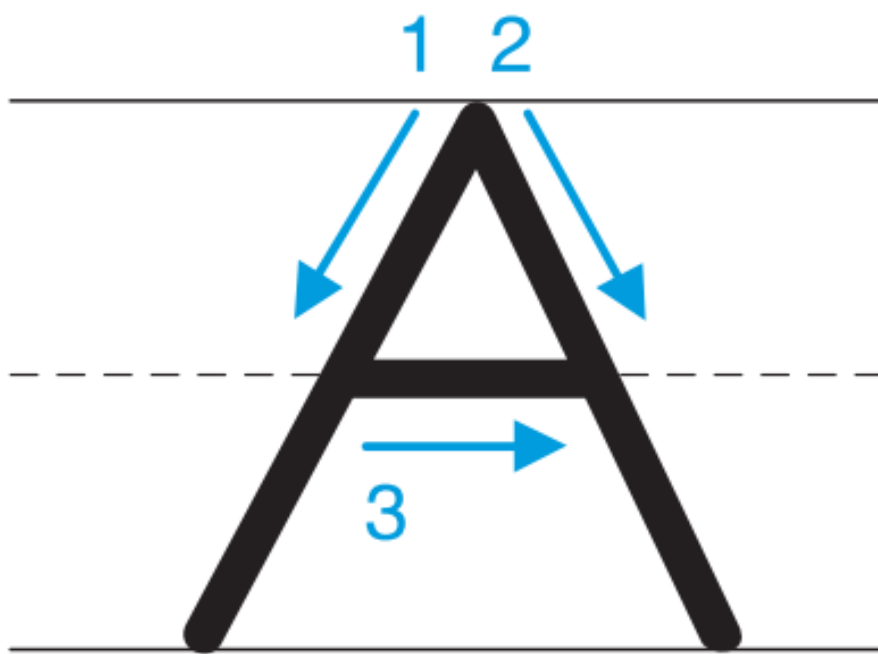


A

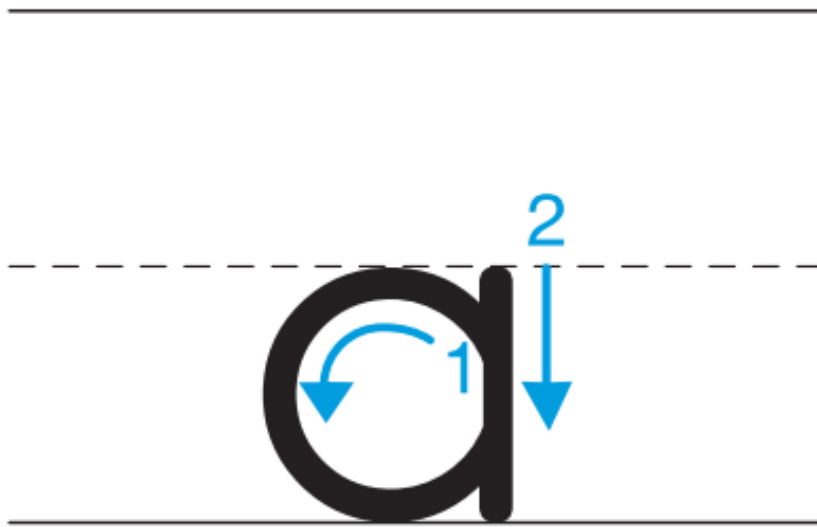
This is uppercase A.

a

This is lowercase a.



Trace uppercase A
with your finger.



Trace lowercase a
with your finger.



The sound of
the letter is /ă/.



ant



apple



ask

The End

Consonant B



Kindergarten
Consonant B

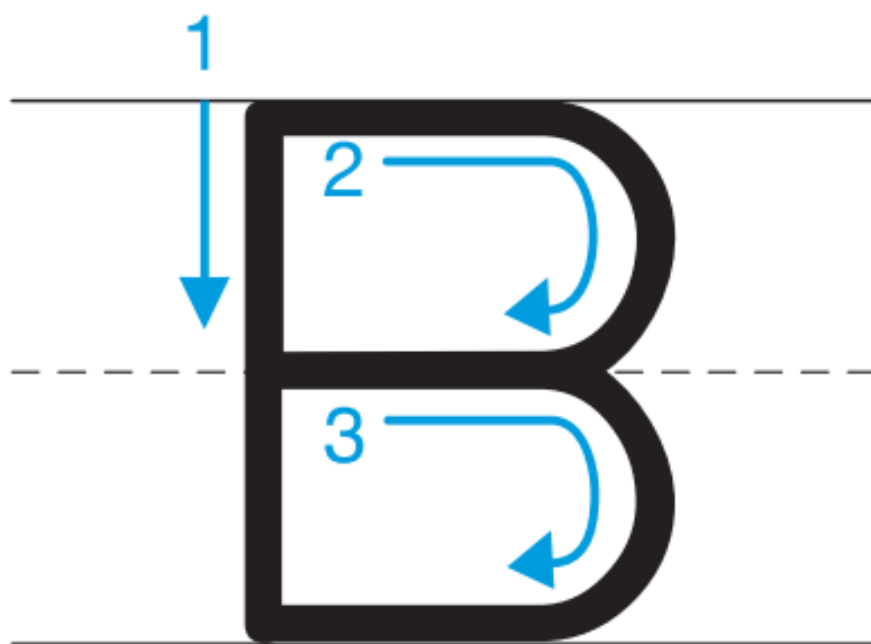


B

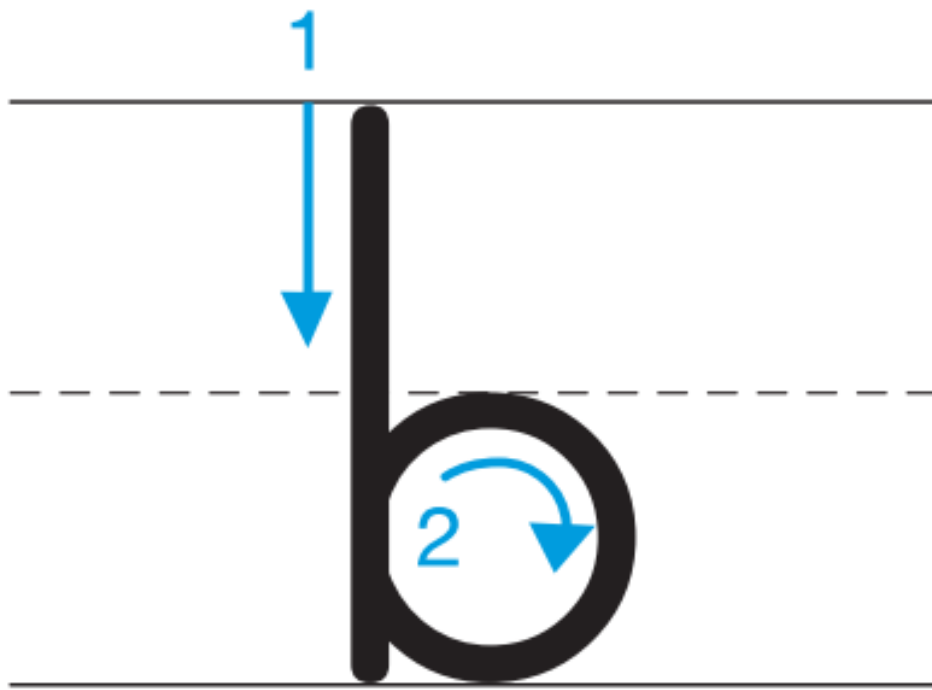
This is uppercase B.

b

This is lowercase b.



Trace uppercase B
with your finger.



Trace lowercase b
with your finger.



The sound of
the letter is /b/.

Ba



ba





bat



bag

The End

WRITING - 10 Minutes

Directions:

1. Using the writing paper provided, draw a picture of your day in the box.
2. **Optional:** On the lines, write about your day using words or sentences.

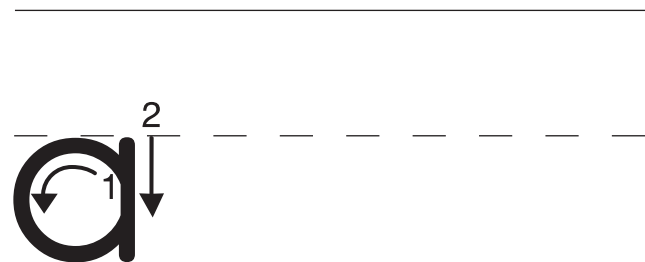
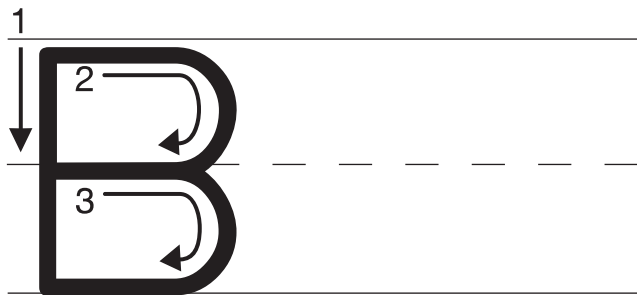
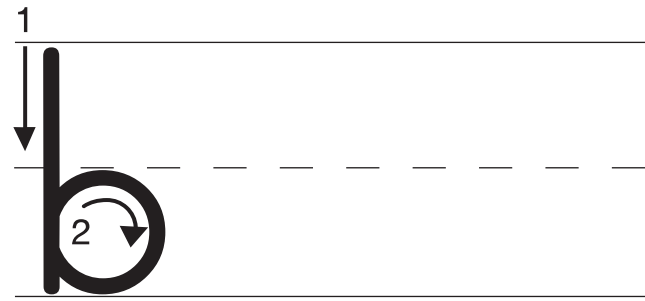
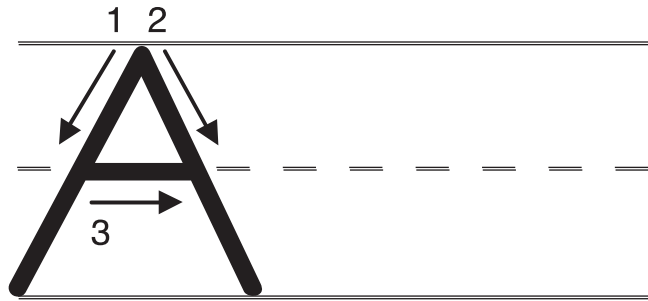


HANDWRITING - 10 Minutes

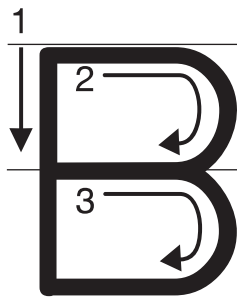

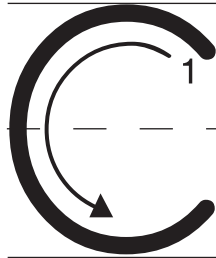
Directions:

1. Hold your pencil correctly.
2. Trace each letter using the lines provided.
3. Write each letter one time on the dotted lines.
4. Name each letter and say the sound as you write it.

Kindergarten Quick Start **Dictation Board: Consonant B**



Kindergarten Quick Start **Dictation Board: Consonant C**





CBSD FID WORKBOOK KINDERGARTEN



SPECIALS DAY 1



QUEST - Kindergarten

TIME

20 minutes

 **Learning Goal: I will follow an algorithm to draw a picture.**

FID day
1

Materials

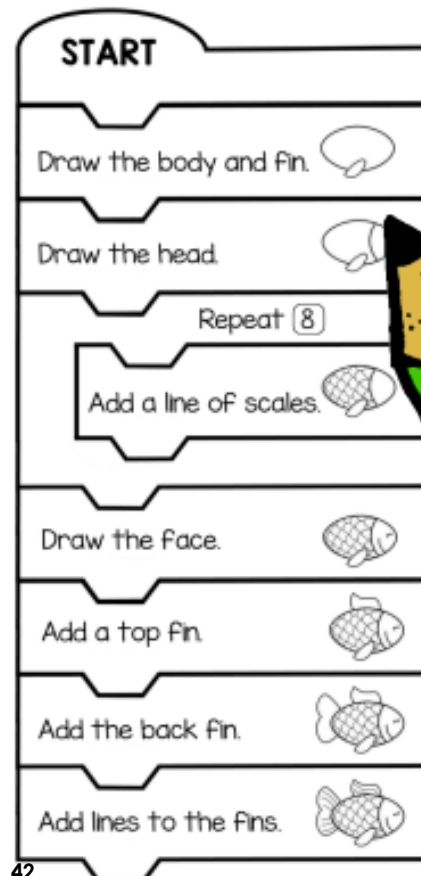
- Pencil, crayons, markers, and/or colored pencils

Algorithm Art

Can you follow the algorithm to bring your picture to life?

Directions:

1. Read each step of the algorithm.
2. Follow the direction to draw each part of your picture.
3. What picture did you draw?
4. **CHALLENGE:** Can you create your own algorithm to make a new picture?



Draw your picture here.

