JUNE 10, 2026

ESTACADA
—SCHOOLS—

ESTACADA SCHOOL DISTRICT

2026-2027
Adopted Budget

www.estacadaschools.org

TABLE OF CONTENTS

2026-2027 Budget Message	1
Budget Calendar	5
Enrollment	7
State School Fund Estimate	8
Budget Committee Memebers	10
Budget Committee Handbook	12
Glossary of Terms	16
Notice of Budget Hearing	20
Summary of Budget Appropriations - All	23
Fund 100 - General Fund	25
Fund 200 - Special Revenue	57
Fund 300 - Debt Service	113
Fund 400 - Capital Projects	121

2026-27 Budget Message

Introduction

It is with both pride and gratitude that I present the proposed budget for the 2026–27 fiscal year for your Estacada School District.

While the overall size of the budget continues to grow, it also reflects a tightening and a renewed focus on the delivery of quality educational services to our community's children. The State School Fund, our largest revenue source, is increasing modestly, while our largest expense category, personnel costs, continues to rise at a higher rate, This creates a significant imbalance faced by most districts, many more so than at Estacada.

Fortunately, Estacada continues to experience modest housing and enrollment growth, which directly supports revenue. Combined with a deliberate focus on avoiding position creep, the gap between the cost of maintaining current service levels and available resources is narrower than that of many neighboring districts, but it still exists.

The proposed budget preserves core programs while honoring negotiated salary commitments and absorbing inflationary pressures across key operational areas such as utilities. To accomplish this, the District reduced budgeted staffing by 4.6 FTE across all positions. While most of these reductions were achieved through attrition, some positions were directly impacted.

Ultimately, this budget balances fiscal responsibility with our unwavering commitment to student success, ensuring the District remains both financially stable and educationally strong.

Key Funding Sources

School district funding is driven primarily by three factors: local property taxes, enrollment, and the State School Fund. Each year requires thoughtful analysis and careful forecasting of these revenue sources, and it is prudent to approach these assumptions conservatively.

Over the past five years, Estacada's property tax revenue has grown steadily due to housing development; however, current indicators suggest this growth is slowing due to affordability concerns, interest rates, and broader market conditions. Accordingly, the District has assumed a more modest increase in property tax revenue for the coming year.

The State School Fund continues to serve as the foundation of district funding. While there was discussion during the recent legislative session about reducing previously agreed-upon funding levels, those levels were ultimately maintained. The biennial funding structure allocates a slightly larger share in the second year to account for rising costs, resulting in a modest increase in state funding for the District. Estacada's actual increase is somewhat higher due to continued enrollment growth, including growth within the charter school (which we pass through 80% of their funding allocation).

Other funding areas include Federal Grants such as Title grants and Food services, as well as specific state grants such as SIA, High School Success and Early literacy. Many of these grants are budgeted to be funded at, or in some cases, slightly below current funding levels. The few grants that are expected to grow will increase moderately, all of which contribute to the cost/revenue imbalance the district experiences budget wide. When these grants come in flat funded or even slightly lower when personally costs are growing, reductions need to be made or, in some cases, revenue allocations from other sources need to be considered. This however just shifts the burden of coverage to other fund sources.

Expenditure Drivers

As with all school districts, the primary drivers of expenditure growth are personnel-related costs. Salary increases, step movement, and benefit costs account for the majority of growth. In recent years, additional pressures such as substitute costs, unemployment, insurance, fuel, and utilities have also increased at rates that often exceed general inflation. The District remains committed to maintaining high performance standards while actively pursuing efficiencies across operations, including facilities, staffing utilization, and transportation but the fact remains we need to heat and light our classrooms.

Fund Balance and Reserves

Maintaining a healthy fund balance is essential to long-term financial stability. For the 2026–27 fiscal year, the District has budgeted a reserve of approximately 7 percent, with a long-term goal of increasing this level to 10 percent. Due to the gap between projected revenues and expenditures, the reserve level remains unchanged this year. The budget also includes a planned transfer from the PERS reserve to the General Fund. While PERS rates have stabilized in the short term, they remain closely tied to salary growth and are expected to increase in future years, which is why the majority of the reserve remains intact. The beginning fund balance is projected at $5.6 million, reflecting a more accurate and

sustainable baseline to start the year. In the future, this base amount should grow slightly faster than general budget growth in order to achieve an appropriate ending fund balance of approximately 10% of revenues.

Key changes this year

This budget reflects several improvements from prior years, including more refined revenue and expenditure estimates, better alignment of fund allocations, and a stronger connection to district priorities. This is the first year of implementing program-based budgeting, which provides a more intentional approach to aligning financial resources with student outcomes. This work will continue throughout the year as we evaluate both financial and program performance to guide future resource allocation decisions.

Budget risk

Budget risk and uncertainty remain inherent in school district operations, particularly in Estacada. Aging facilities present ongoing challenges, including outdated HVAC systems, roofing concerns, and capacity constraints. These conditions place sustained pressure on the budget and carry the risk of unexpected system failures. Additionally, increases in high-cost special education students present financial volatility, as the District must meet legal obligations regardless of funding levels.

Finally, economic conditions at both the state and national level continue to influence the District's financial outlook. Higher interest rates have slowed housing development and enrollment growth, inflation has increased compensation pressures, and broader market volatility continues to create uncertainty in both revenue projections and cost structures.

While it is best practice to budget a hedge to these and other risks, most school districts, (particularly smaller to mid-sized districts) are unable to fully cover potential risks which is an additional reason for the higher fund balance needs.

Conclusion

While the district is operating in a period of fiscal tightening, we remain firmly committed to providing a high-quality educational experience aligned with our community driven Envision Estacada strategic plan. This proposed budget reflects that commitment, with a continued focus on successful students and ensuring every learner is prepared for college, career, and life. At the same time, we are intentionally investing in our people and culture so we can support and retain the talented staff who make that success possible.

We also recognize the importance of strong relationships, which is why this budget continues to prioritize engaging families and our broader community through open communication and meaningful partnerships. Our investments in safety and operational services ensure that our schools remain safe, efficient, and supportive places to learn and grow. Throughout it all, we are approaching our finances with care and responsibility, aligning resources thoughtfully with our long-term goals and maintaining our commitment to sustainable and accountable fiscal stewardship.

I remain optimistic about the future of Estacada School District! With a dedicated team, a clear focus on students, and a budget that reflects our shared priorities, we are well positioned to navigate challenges and continue delivering on our mission.

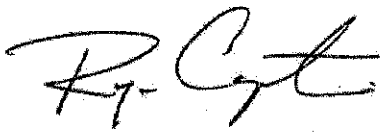

Dr. Ryan Carpenter
Superintendent, Estacada School District

ESTACADA SCHOOL DISTRICT
Budget Calendar for the 2026-27 Budget

January - April	Advertise vacant Budget Committee positions (if any)
March - April	Appoint members to vacant Budget Committee positions (School Board)
April 20, 2026	Publish 1st Notice of Budget Committee Meetings
April 30, 2026	Publish 2nd Notice of Budget Committee Meetings on website
May 1, 2026	2026-27 Proposed Budget Available for distribution
May 5th 2026	**5:30 p.m. First Budget Committee Meeting** - Elect Presiding and Alternate Officers - Receive Budget Message - State School Fund and Revenue highlights - Presentation of Budget Document - Budget Committee Deliberations & Questions - Public Comments & Questions
May 20, 2026	**7:00 p.m. Second Budget Committee Meeting** (if necessary)
May 27th, 2026	Publish Notice of Budget Hearing and budget summary
June 10, 2026	**7:00 p.m. Budget Hearing held within Board meeting** Adopt Budget, Appropriate Funds, and Levy Property Taxes
June 30, 2026	Budget Certified at Clackamas County

THIS PAGE INTENTIONALLY LEFT BLANK

Estacada School District Enrollment by Year and Month
Updated 3-31-2026

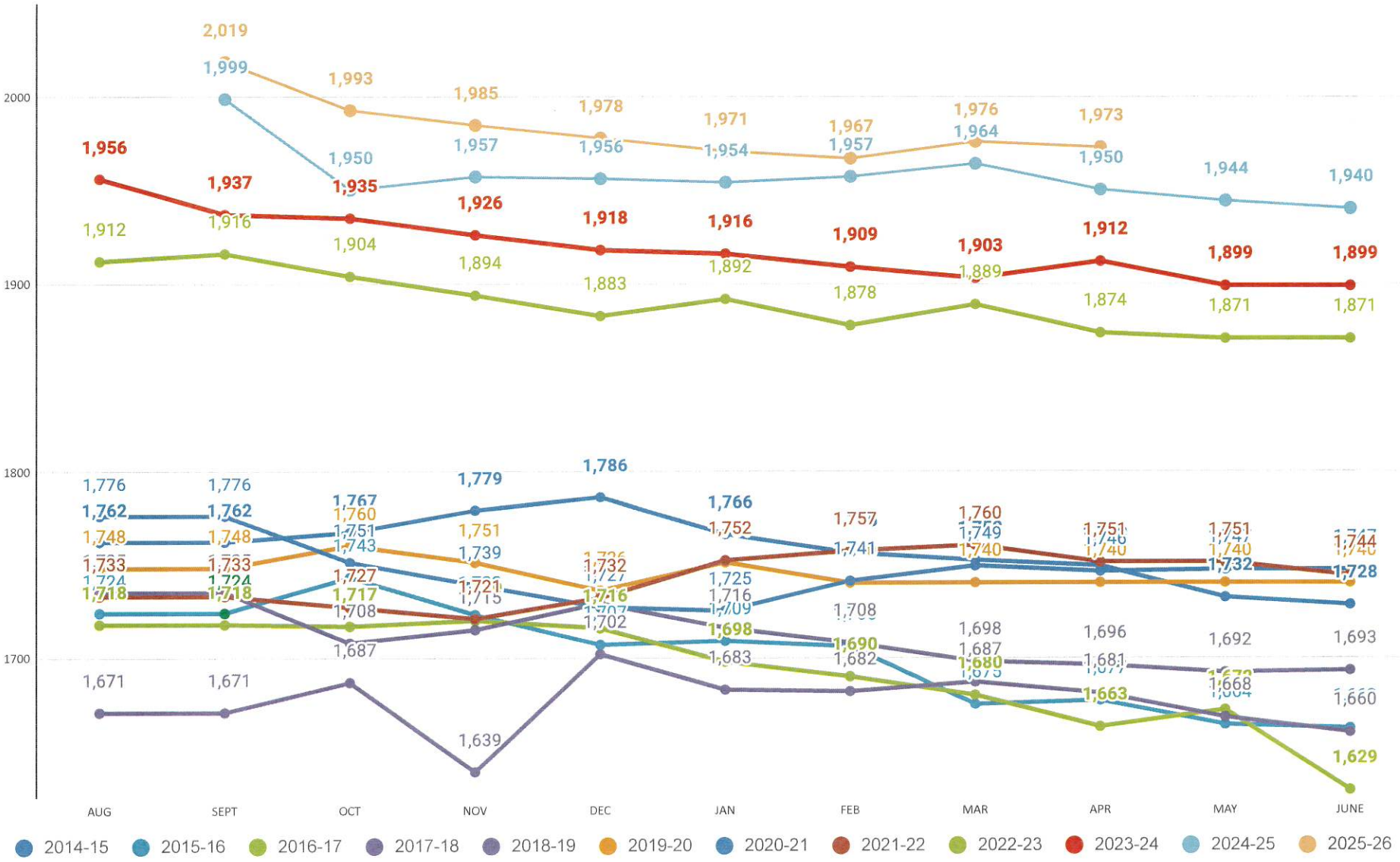

STATE SCHOOL FUND GRANT

2026-2027

As of 3/2/2026

Clackamas County, Estacada SD 108 District ID: 1930

2026-2027 Extended ADMw

Estacada SD 108: District total extended ADMw for funding calculations

		2026-2027		2025-2026
ADMr:	3,431.00 X 1.00	3,431.00	1,925.16 X 1.00	1,925.16
Students in EL programs:	110.00 X 0.50	55.00	97.72 X 0.50	48.86
Students in Pregnant and Parenting Programs:	0.00 X 1.00	0.00	0.00 X 1.00	0.00
470 IEP Students capped at 11% of District ADMr:	377.41 X 1.00	377.41	364.41 X 1.00	364.41
Students on IEP Above 11% of ADMr:	1.20 X 1.00	1.20	1.20 X 1.00	1.20
Students in Poverty:	182.00 X 0.25	45.50	105.77 X 0.25	26.44
Students in Foster Care and Neglected/Delinquent:	5.00 X 0.25	1.25	5.00 X 0.25	1.25
Remote Elementary School Correction:	0.00 X 1.00	0.00	0.00 X 1.00	0.00
Small High School Correction:	0.00 X 1.00	0.00	0.00 X 1.00	0.00
Post Graduate Scholars:	0.00 X-0.25	0.00	0.00 X-0.25	0.00
	2026-2027 ADMw	**3,911.36**	**2025-2026 ADMw**	**2,367.32**
		Estacada SD 108 Extended ADMw		**3,911.36**

Summit Learning Charter: Charter ADMw for information only

		2026-2027		2025-2026
ADMr:	0.00 X 1.00	0.00	1,387.63 X 1.00	1,387.63
Students in EL programs:	0.00 X 0.50	0.00	47.81 X 0.50	23.91
Students in Pregnant and Parenting Programs:	0.00 X 1.00	0.00	1.00 X 1.00	1.00
0 IEP Students capped at 11% of District ADMr:	0.00 X 1.00	0.00	0.00 X 1.00	0.00
Students on IEP Above 11% of ADMr:	0.00 X 1.00	0.00	0.00 X 1.00	0.00
Students in Poverty:	0.00 X 0.25	0.00	76.23 X 0.25	19.06
Students in Foster Care and Neglected/Delinquent:	0.00 X 0.25	0.00	0.00 X 0.25	0.00
Remote Elementary School Correction:	0.00 X 1.00	0.00	0.00 X 1.00	0.00
Small High School Correction:	0.00 X 1.00	0.00	0.00 X 1.00	0.00
Post Graduate Scholars:	0.00 X-0.25	0.00	0.00 X-0.25	0.00
	2026-2027 ADMw	**0.00**	**2025-2026 ADMw**	**1,431.59**

Estacada SD 108 Extended ADMw **3,911.36**

STATE SCHOOL FUND GRANT

2026-2027

Based on $11,359,400,000 Budget with a 49/51 split as of 3/2/2026

Clackamas County, Estacada SD 108 - 1930

2026-2027 Local Revenue

Property Taxes and in-lieu of property taxes from local sources	=	$9,966,913.00
Common School Fund	=	$502,403.98
County School Fund	=	$0.00
State Managed Timber	=	$0.00
ESD Equalization	=	$0.00
In-Lieu of Property Taxes(non-local sources)	=	$0.00
Revenue Adjustments	=	$0.00
Sum of Local Revenue	=	**$10,469,316.98**

2026-2027 Experience Adjustment

District Average Teacher Experience	=	10.48
State Average Teacher Experience	=	12.57
Experience Adjustment (Difference in District and State Teacher Experience)	=	**-2.09**

2026-2027 Transportation Grant

Salaries	=	N/A
Payroll	=	N/A
Purchased Services	=	N/A
Supplies	=	N/A
Other	=	N/A
Garage Depreciation	=	N/A
Bus Depreciation	=	N/A
Fees Collected	=	N/A
Non-Reimburseable	=	N/A
Net Eligible Trans Expenditures	=	$2,589,544.00
Transportation per ADMr Rank		23%
Transportation Reimbursement Rate		70.00%

70.00% of the Net Eligible Transportation Expenditures = the Transportation Grant $1,812,680.80

2026-2027 Extended ADMw

2026-2027 ADMw 3,911.36 **2025-2026 ADMw** 3,798.91 **Extended ADMw** 3,911.36

2026-2027 General Purpose Grant

Multiply the Teacher Experience Adjustment of -2.09 by $25 then add $4500 to the result = $4,447.75
Then multiply $4,447.75 by the Extended ADMw 3911.36 and then by the funding ratio 2.5922539943 = $45,096,798.41

2026-2027 Total Formula Revenue

Add the General Purpose Grant $45,096,798.41 to the Transportation Grant $1,812,680.80 = $46,909,479.21

2026-2027 State School Fund Grant

Subtract the Local Revenue $10,469,316.98 from the Total Formula Revenue $46,909,479.21 = $36,440,162.23

2026-2027 Rates per ADMw

General Purpose Grant per Extended ADMw = $11,530

Total Formula Revenue per Extended ADMw = $11,993

Charter Schools Rate(ORS 338.155) = $11,530

Payments

SSF Total Paid To Date

SSF Estimated Remaining Balance Due

Small HS Grant Total Paid To Date

Small HS Grant Estimated Remaining Balance Due

High Cost Disability Estimated Remaining Balance Due

Estacada School District
Budget Committee Members for the
2026.27 Fiscal Year Budget

Position 1 (term expires 6/30/28)	Helena Snyder 33512 SE Moss Hill Road Estacada, OR 97203 503-702-7411 hsnyder@pettusinv.com
Position 2 (term expires 6/30/26)	Thomas McEnaney 26030 S. Warnock Road Estacada, OR 97203 503-522-3265 Tommcenaney1954@gmail.com
Position 3 (term expires 6/30/27)	Melanie Wagner P.O. Box 284 Estacada, OR 97203 503-630-6556 wagner@cityofestacada.org
Position 4 (term expires 6/30/28)	Jenny Alsman 40555 SE Tumala Mt Rd Estacada, OR 97203 503-969-1835 jenny.alsman@edwardjones.com
Position 5 (term expires 6/30/27)	Kendoll Tuthill 39810 SE Fall Creek Rd Estacada, OR 97203 971-258-8838 kendolltuthill@gmail.com
Position 6 (term expires 6/30/27)	Jon Dolezal, 986 SE Pineview Ct Estacada, OR 97203 520-237-3205 jondolezal2@gmail.com
Position 7 (term expires 6/30/26)	Cale Pelton 36674 SE Snuffin Road Estacada, OR 97203 503-984-2210 cale.pelton@gmail.com

Estacada School District
Scott Pillar, Director of Finance
503-630-6871 x 2955 w
541-588-0563 cell
Scott.pillar@estacada.k12.or.us

THIS PAGE INTENTIONALLY LEFT BLANK

Estacada School District
Budget Committee Handbook

Purpose

This document provides an overview of the Estacada School District Budget Committee process, including roles, responsibilities, and legal requirements. It is intended to support board members and community representatives in understanding the annual budget development and approval process, but it does not serve as a legal guide. For a more comprehensive overview of the Budget Committee process in Oregon School Districts, please visit our website at https://www.estacadaschools.org/departments/business

Background

Oregon law requires all school districts to adopt an annual budget for each fiscal year (July 1 – June 30). The budget serves as the district's financial plan, outlining anticipated revenues and expenditures.

The budget process includes:
- Preparation of the proposed budget – typically in late winter/early spring
- Review and approval by the Budget Committee – typically May
- Final adoption by the School Board – Typically June

A central tenant of this process is public transparency and community involvement.

Role of the Budget Committee

- Review of the District's proposed budget and budget message
- Listen to the program overview presentation
- Ask questions and request additional information
- Open the first meeting up for a public hearing
- Recommend revisions where appropriate
- Approving the proposed budget
- Establish the property tax rate or amount

While this may seem like a large amount of work, most of the work is done by staff in building the proposed budget. It is common, but certainly not required, to approve the budget at the same meeting it is presented. Additional meetings of the Budget Committee are allowed.

Limitations:

The Budget Committee does not negotiate employee contracts, set staffing levels, or directly create or eliminate programs.

Committee Composition

The Budget Committee includes:

- All elected School Board members (7)
- An equal number of appointed community members (7)

At the Estacada School District, the Budget Committee has 14 members total. Any action of the Budget Committee must be moved seconded and approved by at least 8 members of the committee regardless of absences.

Eligibility:

- Must be a qualified voter within the district
- Cannot be a current district employee

Terms are typically three years and staggered.
The committee elects a Chair and may elect a Vice Chair each year.

Budget Committee Meetings

All meetings are open to the public and must follow Oregon Public Meetings Law.

Role of the School Board

The School Board appoints committee members, sets priorities, holds the final hearing, adopts the budget by June 30, and certifies the tax levy by July 15.

Budget Timeline

- Winter: Preparation and appointments
- Spring: Committee review and public input
- Late Spring: Approval and adoption
- Summer: Tax certification

Public Engagement

The process ensures transparency through open meetings, accessible documents, and opportunities for public input.

Supplemental Budgets

Supplemental budgets allow adjustments for unexpected revenue or expenditures during the fiscal year. Significant changes require a public hearing.

Expectations for Members

Members should act in the district's best interest, focus on student outcomes, ask thoughtful questions, follow public meeting laws, and collaborate respectfully.

Key Considerations

- Alignment with district goals
- Financial sustainability
- Realistic revenue projections
- Impact on students and staff
- Long-term fiscal stability

Conclusion

The Budget Committee process ensures transparent, strategic, and community-informed financial decisions in the Estacada School District. Thank you for your participation!

THIS PAGE INTENTIONALLY LEFT BLANK

ESTACADA SCHOOL DISTRICT BUDGET

Glossary of Terms

This glossary defines key budget terms, classifications, and function codes used in school district financial documents. Function codes follow Oregon's Chart of Accounts as adopted by the Oregon Department of Education.

SECTION 1 — GENERAL BUDGET TERMS

Term	Definition
Adopted Budget	The budget formally approved by the school board before the fiscal year begins. Serves as the legal spending authority for the district.
Amended Budget	A revision to the adopted budget approved mid-year by the board to reflect changed circumstances, additional revenues, or unanticipated expenses.
Appropriation	The legal authorization granted by the board to expend funds for a specific purpose, up to a stated maximum amount.
Assessed Valuation (AV)	The dollar value assigned to taxable property within the district for purposes of calculating property tax levies.
Audit	An independent examination of the district's financial records and internal controls, typically performed annually by a certified public accountant.
Balanced Budget	A budget in which total planned expenditures do not exceed total projected revenues and available fund balances.
Capital Outlay	Expenditures for the acquisition of, or additions to, fixed assets such as land, buildings, and equipment with a useful life exceeding one year.
Cash Flow	The timing of cash receipts and disbursements over a period; districts must manage cash flow to ensure funds are available when obligations come due.
Contingency Reserve	Funds set aside to cover unexpected expenditures or revenue shortfalls during the fiscal year.
Debt Service	Payments made on long-term obligations, including principal repayment and interest on bonds.
Encumbrance	A reservation of funds for a purchase order or contract that has been approved but not yet paid.
Expenditure	An outflow of funds for goods, services, or other assets. Distinct from an expense under accrual accounting.
Fiscal Year (FY)	The 12-month accounting period used by the district. Most Oregon school districts operate on a July 1 – June 30 fiscal year.
FTE (Full-Time Equivalent)	A unit of measure representing one full-time employee or the equivalent hours of multiple part-time employees.
Fund	A self-balancing set of accounts used to account for resources restricted for specific purposes (e.g., General Fund, Debt Service Fund).

Term	Definition
Fund Balance	The difference between a fund's assets and liabilities; the accumulated surplus or deficit at the end of a fiscal year.
General Fund	The primary operating fund of the district, used to account for most day-to-day educational and administrative activities.
Levy	The amount of property taxes the district is authorized to collect, calculated by multiplying the tax rate by the assessed valuation.
Local Option Levy	A voter-approved property tax levy collected in addition to the permanent rate levy, typically for a fixed number of years.
Object Code	An expenditure classification that identifies what is being purchased (e.g., salaries, benefits, supplies, purchased services).
Oregon Department of Education (ODE)	The state agency responsible for administering Oregon's education laws, distributing state school fund revenues, and overseeing district accountability.
Permanent Rate Levy	A property tax rate (expressed in dollars per $1,000 AV) permanently authorized by voters and used to fund ongoing district operations.
Program	A classification that identifies the type of educational program or service being provided (e.g., Regular Education, Special Education, Career & Technical Education).
Proposed Budget	The budget document prepared by the district's budget officer and presented to the Budget Committee for review and recommendation.
Reserve	Funds earmarked for a specific future use or held as a financial cushion; not available for general spending.
Revenue	Income received by the district from all sources, including local taxes, state funds, and federal grants.
State School Fund (SSF)	Oregon's primary mechanism for distributing state education funding to school districts, calculated using the Quality Education Model and weighted Average Daily Membership.
Superintendent's Recommended Budget	The budget version formally recommended by the superintendent to the budget committee and school board, often following initial budget officer proposals.
Transfer	A movement of funds between funds or programs within the district that does not represent an expenditure for goods or services.
Weighted Average Daily Membership (ADMw)	The pupil count measure used in Oregon's school funding formula; students are weighted by program (e.g., English learners, special education) to reflect varying instructional costs.

SECTION 2 — EXPENDITURE FUNCTION CODES

Expenditure functions classify spending by the activity or purpose for which funds are used. These seven categories provide a high-level view of how district resources are allocated across operations.

Function Code & Name	Description
1000 – Instruction	All activities involving direct interaction between teachers and students, including classroom instruction, instructional aides, and substitute teachers. This is typically the largest expenditure category in a school district budget.
2000 – Support Services	All activities that support the educational program but are not direct instruction. Includes student services (counseling, health, psychology), school and district administration, business operations, facilities maintenance, transportation, and technology.
3000 – Enterprise and Community Services	Activities that provide services to students, staff, or the broader community, including food service/nutrition programs, adult education, community recreation, and other self-supporting or community-facing operations.
4000 – Facilities Acquisition and Construction	Expenditures for purchasing, constructing, or making major improvements to school facilities. Typically funded through bonds or capital levies rather than the general operating budget.
5000 – Other Uses	Expenditures that do not fit within the standard functional categories, including interfund transfers and payments to other governmental units or agencies.
6000 – Contingencies	Funds budgeted as a reserve for unexpected expenditures or unanticipated needs arising during the fiscal year. Oregon law requires districts to budget a contingency to maintain financial flexibility.
7000 – Unappropriated Ending Fund Balance	The portion of the budget set aside as an unspent reserve at fiscal year-end. This amount is not available for expenditure and is carried forward to support the following year's budget.

SECTION 3 — REVENUE SOURCES

Revenue sources are classified by where funds originate. These five categories reflect the standard structure used in Oregon school district budgets, from locally generated taxes to federal program grants.

Revenue Source	Description
1000 – Revenue from Local Sources	Funds generated within the district's boundaries, including local property tax levies (permanent rate and voter-approved local option levies), tuition, fees, interest earnings, facility rentals, and other locally collected receipts.
2000 – Revenue from Intermediate Sources	Funds passed through a regional or county-level education agency, such as an Education Service District (ESD) or county school fund distributions. These revenues originate from state or local sources but are distributed through an intermediary.
3000 – Revenue from State Sources	Funds received directly from the state, including the State School Fund (formula-driven per-pupil allocation), state categorical grants, and other state-appropriated program funding.

Revenue Source	Description
4000 – Revenue from Federal Sources	Funds received from the federal government, typically for specific categorical programs such as Title I-A (support for high-poverty schools), IDEA (special education), school nutrition programs, and other federal grants.
5000 – Other Sources	Revenue that does not fit within the standard source categories, including interfund transfers received, proceeds from long-term debt (bond sales), and other non-recurring receipts.

Source references: Oregon Department of Education Chart of Accounts; GAAP for State and Local Governments (GASB); Oregon Revised Statutes Chapter 328.

THIS PAGE INTENTIONALLY LEFT BLANK

Your Local News Source

CMGOregon

-Ad Proof-

This is the proof of your ad, scheduled to run on the dates indicated below. Please proofread carefully, and if changes are needed, please contact Bren Swogger prior to deadline at or Bren.Swogger@youroregonnews.com.

Date:	05/21/26	***Ad ID:***	387012
Account #:	109840	***Start:***	05/26/26
File #:		***Stop:***	05/27/26
Company Name:	ESTACADA SCHOOL DIST 108		
Contact:		***Total Cost:***	$803.84
Address:	CENTRAL OFFICE 255 NE 6TH AVE ESTACADA	***Columns Wide:***	6
		Ad Class:	1203
Telephone:	(503) 630-6871	***Phone #***	
Fax:	(503) 630-8513	***Email:***	Bren.Swogger@youroregonnews.com
		Amount Due:	$803.84

Run Dates

The Outlook05/27/26

FORM
OR-ED-1

NOTICE OF BUDGET HEARING

A public meeting of the Estacada School District will be held on June 10th, 2026 at 7:00PM at Estacada High School, located at 355 NE 6th Ave, Estacada, OR 97023 - Room 35. The purpose of this meeting is to discuss the budget for the fiscal year beginning July 1, 2026 as approved by the Estacada School District Budget Committee. A summary of the budget is presented below. A copy of the budget may be inspected or obtained at 255 NE 6th Ave. Estacada, OR 97023 between the hours of 8:00 AM and 3:00 PM, or online at www.estacadaschools.org. This budget is for an annual budget period. This budget was prepared on a basis of accounting that is the same as the preceding year.

Contact: Scott Pillar Telephone: (503) 630-6871 x2955 Email: scott.pillar@estacada.k12.or.us

FINANCIAL SUMMARY - RESOURCES

TOTAL OF ALL FUNDS	Actual Amount Last Year 2024-2025	Adopted Budget This Year 2025-2026	Approved Budget Next Year 2026-2027
Beginning Fund Balance	$13,189,006	$10,340,000	$11,791,227
Current Year Property Taxes, other than Local Option Taxes	11,967,481	9,709,110	10,033,800
Current Year Local Option Property Taxes	0	0	0
Other Revenue from Local Sources	5,547,167	5,048,600	5,485,500
Revenue from Intermediate Sources	911,816	815,000	815,000
Revenue from State Sources	35,979,260	39,358,441	42,941,751
Revenue from Federal Sources	1,745,243	2,691,072	1,997,687
Interfund Transfers	1,897,865	1,600,000	3,534,302
All Other Budget Resources	1,100	0	0
Total Resources	**$71,238,938**	**$69,562,223**	**$76,599,267**

FINANCIAL SUMMARY - REQUIREMENTS BY OBJECT CLASSIFICATION

Salaries	$19,434,932	$20,745,024	$21,702,733
Other Associated Payroll Costs	10,531,409	13,691,594	13,482,557
Purchased Services	15,172,039	17,035,278	19,251,289
Supplies & Materials	2,916,535	4,859,408	4,203,522
Capital Outlay	3,176,399	3,395,000	3,950,399
Other Objects (except debt service & interfund transfers)	763,689	754,330	979,943
Debt Service*	4,393,220	1,608,556	1,895,556
Interfund Transfers*	1,897,865	1,600,000	3,409,302
Operating Contingency	0	225,000	7,723,966
Unappropriated Ending Fund Balance & Reserves	12,952,850	5,648,034	0
Total Requirements	**$71,238,938**	**$69,562,223**	**$76,599,267**

FINANCIAL SUMMARY - REQUIREMENTS AND FULL-TIME EQUIVALENT EMPLOYEES (FTE) BY FUNCTION

1000 Instruction	$30,614,307	$34,754,951	$36,697,218
FTE	158.00	161.06	150.85
2000 Support Services	17,362,657	20,313,474	20,660,902
FTE	100.04	106.39	106.68
3000 Enterprise & Community Service	1,362,103	1,952,208	2,022,323
FTE	10.56	13.16	10.11
4000 Facility Acquisition & Construction	2,837,283	3,460,000	4,190,000
FTE	0	0	0
5000 Other Uses			
5100 Debt Service*	4,211,873	1,608,556	1,895,556
5200 Interfund Transfers*	1,897,865	1,600,000	3,409,302
6000 Contingency	0	225,000	225,000
7000 Unappropriated Ending Fund Balance	12,952,850	5,648,034	7,498,966
Total Requirements	**$71,238,938**	**$69,562,223**	**$76,599,267**
Total FTE	**268.60**	**280.61**	**267.64**

* not included in total 5000 Other Uses. To be appropriated separately from other 5000 expenditures.

STATEMENT OF CHANGES IN ACTIVITIES and SOURCES OF FINANCING **

No significant change in overall activities or sources of funding.

PROPERTY TAX LEVIES

	Rate or Amount Imposed	Rate or Amount Imposed	Rate or Amount Approved
Permanent Rate Levy (Rate Limit $4.1476 per $1,000)	4.1476	4.1476	4.1476
Local Option Levy	0	0	0
Levy For General Obligation Bonds	$2,514,425	$0	$0

STATEMENT OF INDEBTEDNESS

LONG TERM DEBT	Estimated Debt Outstanding on July 1	Estimated Debt Authorized, But Not Incurred on July 1
General Obligation Bonds	$0	$0
Other Bonds	$2,160,000	$0
Other Borrowings	$65,000	$0
Total	**$2,225,000**	$0

** If more space is needed to complete any section of this form, insert lines (rows) on this sheet. You may delete blank lines.

150-504-058 (Rev. 11-05-21)

Estacada School District

Summary of Budget Appropriations - All Funds

2026-2027 Fiscal Year

Resources	General Fund	Special Revenue	Debt Service	Capital Project	Total All Funds
Local Sources	$11,078,800	$2,240,500	$1,975,000	$225,000	$15,519,300
Intermediate Sources	815,000	-	-	-	815,000
State Sources	36,838,162	3,903,589	-	2,200,000	42,941,751
Federal Sources	-	1,997,687	-	-	1,997,687
Interfund Transfers	251,102	2,958,200	-	325,000	3,534,302
Beginning Fund Balance	5,600,000	2,916,227	2,000,000	1,275,000	11,791,227
	54,583,064	**14,016,203**	**3,975,000**	**4,025,000**	**76,599,267**
Requirements					
Instruction	31,755,048	4,942,170	-	-	$36,697,218
Support Services	18,043,494	2,617,408	-	-	20,660,902
Community Services	-	2,022,323	-	-	2,022,323
Facility Acquisition & Construction	-	165,000	-	4,025,000	4,190,000
Debt Service	-	-	1,895,556	-	1,895,556
Interfund Transfers	1,150,000	259,302	2,000,000	-	3,409,302
Planned Reserves	3,634,522	4,010,000	79,444	-	7,723,966
	54,583,064	**14,016,203**	**3,975,000**	**4,025,000**	**76,599,267**

THIS PAGE INTENTIONALLY LEFT BLANK

Fund 100 - General Fund

Estacada School District

Resources (Revenues) Report

General Fund

State funding is projected to grow by about 10% from the FY2526 adopted budget, driving a roughly 5% increase in total district resources to ~$54.5M for FY2627.

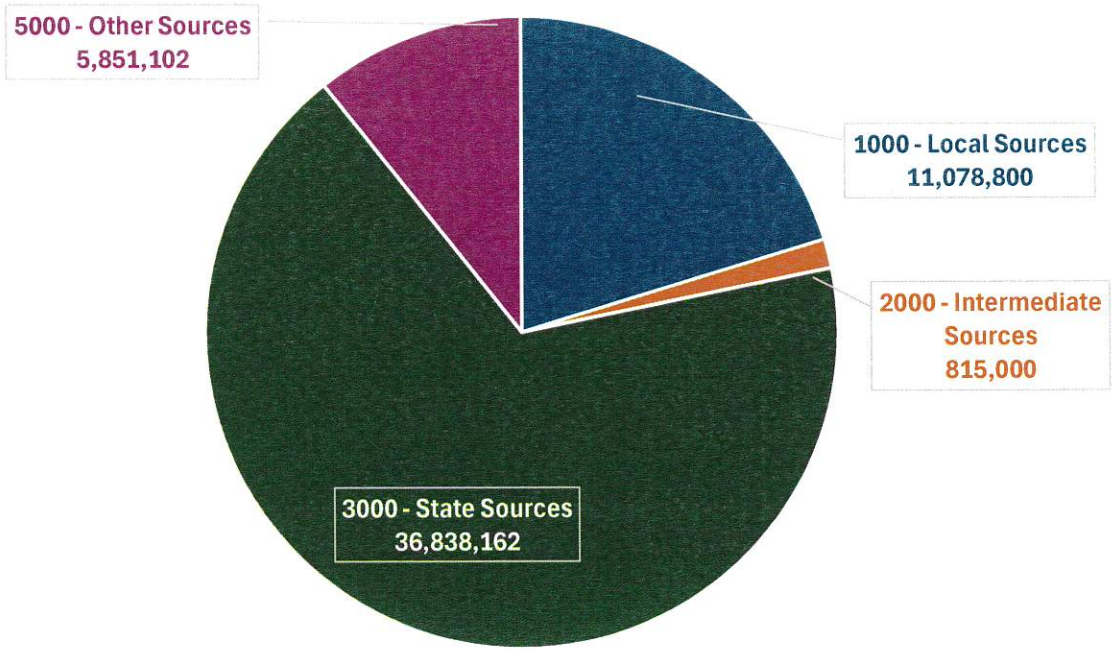

	Actuals FY2324	Actuals FY2425	Adopted FY2526	Proposed FY2627	Approved FY2627	Adopted FY2627
1000 Local Sources	10,095,153	10,871,683	10,874,110	11,078,800	11,078,800	11,078,800
2000 Intermediate Sources	826,796	911,816	815,000	815,000	815,000	815,000
3000 State Sources	29,584,013	31,587,209	33,410,345	36,838,162	36,838,162	36,838,162
4000 Federal Sources	10,144	4,997	-	-	-	-
5000 Other Sources	8,058,395	6,445,526	6,750,000	5,851,102	5,851,102	5,851,102
Total Resources	**48,574,501**	**49,821,231**	**51,849,455**	**54,583,064**	**54,583,064**	**54,583,064**

Estacada School District

Resources Report

Object	Description	Actuals FY2324	Actuals FY2425	Adopted FY2526	Proposed FY2627	Approved FY2627	Adopted FY2627
Fund 100 - General Fund							
1111	Current Year's Taxes	$8,925,641	$9,360,569	$9,650,000	$9,958,800	$9,958,800	$9,958,800
1112	Prior Year Taxes	77,439	34,203	59,110	75,000	75,000	75,000
1312	Tuition OTH District In State	-	-	10,000	10,000	10,000	10,000
1410	Regulars Day School Transportation	-	3,374	5,000	5,000	5,000	5,000
1411	Transportation Fees Individual	5,256	-	-	-	-	-
1421	Summer School - Transportation Fees From Individua	-	-	-	20,000	20,000	20,000
1422	Transp. Fees From Other Districts Within the State	1,283	-	-	-	-	-
1510	Interest On Investments	919,172	920,854	825,000	700,000	700,000	700,000
1700	Extracurricular Activities	-	2,995	2,500	2,500	2,500	2,500
1710	Admissions	84,956	37,135	75,000	100,000	100,000	100,000
1910	Rentals	20,900	26,661	30,000	30,000	30,000	30,000
1911	Facility Use Rent	6,445	9,557	15,000	15,000	15,000	15,000
1920	Contributions / Donations	2,408	500	2,500	2,500	2,500	2,500
1941	Services Provided Other Districts Within the State	-	-	-	-	-	-
1960	Recovery P/Y Expenditures	-	2	-	-	-	-
1980	Fees Charged to Grants	-	100,679	100,000	60,000	60,000	60,000
1990	Miscellaneous	47,668	375,154	100,000	100,000	100,000	100,000
1999	Refunds and Rebates	3,985	-	-	-	-	-
Subtotal - 1000 Local Sources		**10,095,153**	**10,871,683**	**10,874,110**	**11,078,800**	**11,078,800**	**11,078,800**
2101	County School Fund	10,509	829	-	-	-	-
2102	General Education Service District	800,536	905,125	800,000	800,000	800,000	800,000
2199	Other Intermediate Sources	15,751	5,862	15,000	15,000	15,000	15,000
Subtotal - 2000 Intermediate Sources		**826,796**	**911,816**	**815,000**	**815,000**	**815,000**	**815,000**

Estacada School District

Resources Report

Object	Description	Actuals FY2324	Actuals FY2425	Adopted FY2526	Proposed FY2627	Approved FY2627	Adopted FY2627
Fund 100 - General Fund							
3101	State School Fund	29,269,878	31,244,613	32,929,866	36,440,162	36,440,162	36,440,162
3103	Common School Fund	314,135	342,596	480,479	398,000	398,000	398,000
Subtotal - 3000 State Sources		**29,584,013**	**31,587,209**	**33,410,345**	**36,838,162**	**36,838,162**	**36,838,162**
4801	Forest Fees	10,144	4,997	-	-	-	-
Subtotal - 4000 Federal Sources		**10,144**	**4,997**	**-**	**-**	**-**	**-**
5161	Subscription Financing	11,910	-	-	-	-	-
5200	Interfund Transfers	-	-	350,000	251,102	251,102	251,102
5300	Sale of Fixed Assets	2,892	1,100	-	-	-	-
5400	Beginning Fund Balance	8,043,593	6,444,426	6,400,000	5,600,000	5,600,000	5,600,000
Subtotal - 5000 Other Sources		**8,058,395**	**6,445,526**	**6,750,000**	**5,851,102**	**5,851,102**	**5,851,102**
	Total Resources	**48,574,501**	**49,821,231**	**51,849,455**	**54,583,064**	**54,583,064**	**54,583,064**

Estacada School District

Requirements (Expenditures) by School Summary

General Fund

The proposed FY2627 budget reflects consistent growth across all schools, with total district spending projected to increase roughly 4% compared to the FY2526 adopted budget.

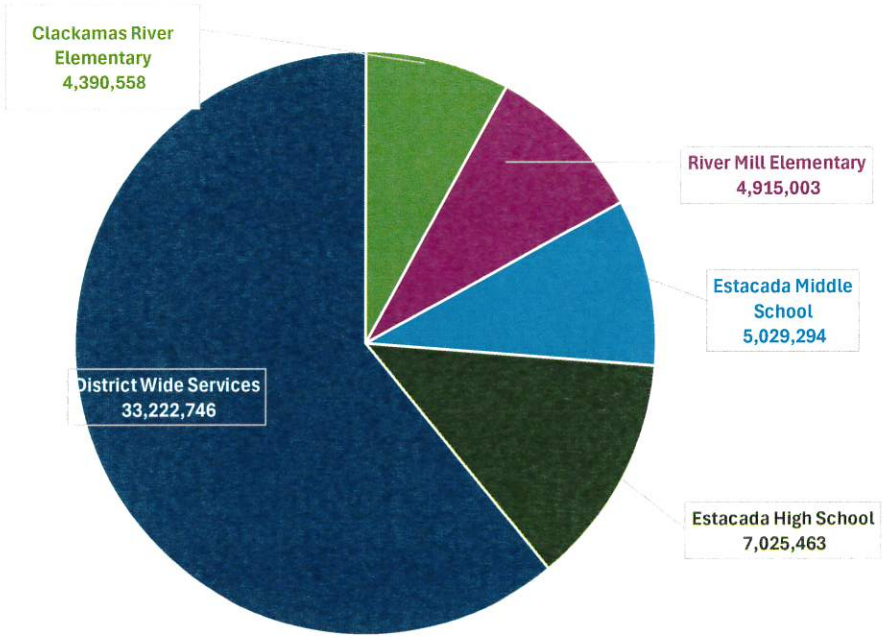

	Actuals FY2324	Actuals FY2425	Adopted FY2526	Adopted FY2526 FTE	Proposed FY2627	Proposed FY2627 FTE	Approved FY2627	Adopted FY2627	Adopted FY2627 FTE
Clackamas River Elementary	3,377,211	3,435,283	3,739,677	31.88	4,390,558	31.88	4,390,558	4,390,558	31.88
River Mill Elementary	3,957,633	4,109,984	4,763,321	36.57	4,915,003	36.04	4,915,003	4,915,003	36.04
Estacada Middle School	3,462,113	3,782,640	4,571,840	32.66	5,029,294	33.66	5,029,294	5,029,294	33.66
Estacada High School	5,532,480	5,776,515	6,859,972	38.41	7,025,463	35.22	7,025,463	7,025,463	35.22
Closed Schools	33,964	55	-		-	-	-	-	-
District Wide Services	25,766,702	26,561,518	31,914,645	88.29	33,222,746	88.53	33,222,746	33,222,746	88.53
Total Requirements	**42,130,103**	**43,665,995**	**51,849,455**	**227.82**	**54,583,064**	**225.34**	**54,583,064**	**54,583,064**	**225.34**

Estacada School District

District Wide Services by Service Category

General Fund

Of the $33 million budget for the district office in the General Fund, 88% of it is allocated toward eight major categories.

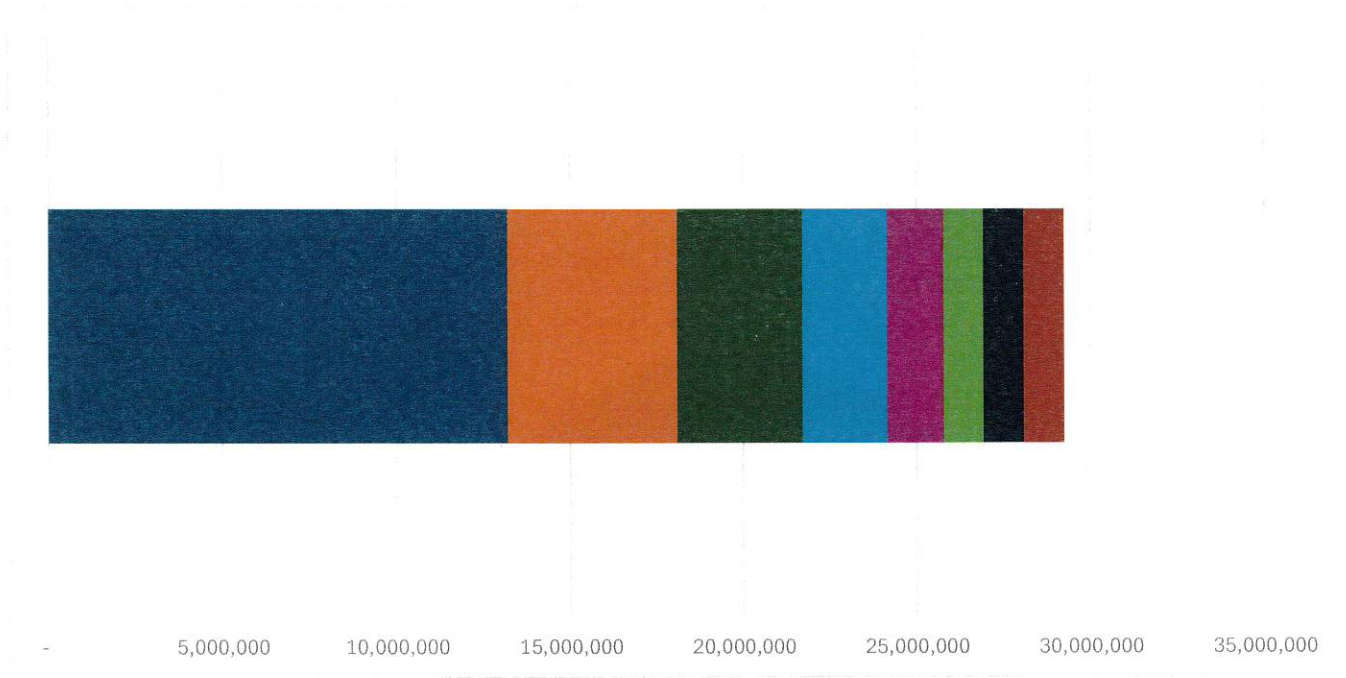

	Actuals FY2324	Actuals FY2425	Adopted FY2526	Proposed FY2627	Approved FY2627	Adopted FY2627
Charter School	10,615,491	11,321,385	12,100,000	13,200,000	13,200,000	13,200,000
Special Education	3,692,137	4,055,891	4,799,126	4,887,577	4,887,577	4,887,577
Reserve	-	-	3,231,590	3,634,522	3,634,522	3,634,522
Transportation	2,102,273	2,406,249	2,406,239	2,440,798	2,440,798	2,440,798
Fiscal Services	1,297,836	1,400,353	1,565,951	1,625,415	1,625,415	1,625,415
Transfers	2,332,936	1,897,865	1,250,000	1,150,000	1,150,000	1,150,000
Technology	981,238	1,021,767	1,149,117	1,148,889	1,148,889	1,148,889
Teaching & Learning	1,186,922	932,421	1,275,269	1,154,279	1,154,279	1,154,279
Subtotal Requirements	**22,208,833**	**23,035,931**	**27,777,292**	**29,241,480**	**29,241,480**	**29,241,480**

Estacada School District

District Wide Services by Service Category

General Fund

The remaining 11 categories makeup 12% of the total District Office Budget

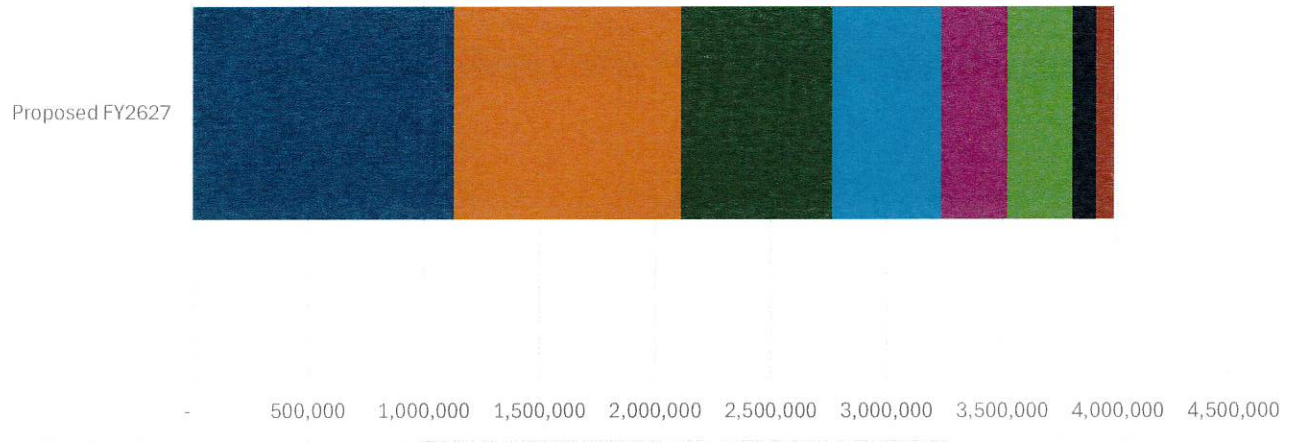

	Actuals FY2324	Actuals FY2425	Adopted FY2526	Proposed FY2627	Approved FY2627	Adopted FY2627
Facilities/Operations	1,021,550	1,005,326	1,079,314	1,130,526	1,130,526	1,130,526
Superintendent & Board	845,044	855,945	907,110	981,948	981,948	981,948
Human Resources	358,630	504,348	593,174	654,835	654,835	654,835
Communications	529,285	482,907	492,022	470,141	470,141	470,141
Health Services	489,506	266,801	554,278	285,024	285,024	285,024
District Utilities	164,584	187,980	273,550	282,024	282,024	282,024
Translation Services	94,809	182,877	198,322	103,507	103,507	103,507
Retirement	54,461	39,403	39,583	73,261	73,261	73,261
Subtotal Requirements	**3,557,869**	**3,525,587**	**4,137,353**	**3,981,266**	**3,981,266**	**3,981,266**
Total Requirements	**25,766,702**	**26,561,518**	**31,914,645**	**33,222,746**	**33,222,746**	**33,222,746**

Estacada School District

Requirements Report

General Fund

The proposed FY2627 budget is predominantly personnel-driven, with salaries and payroll costs accounting for 56% of spending. When you include purchased services (i.e., contracted staff), 87% of the budget goes toward people-related costs.

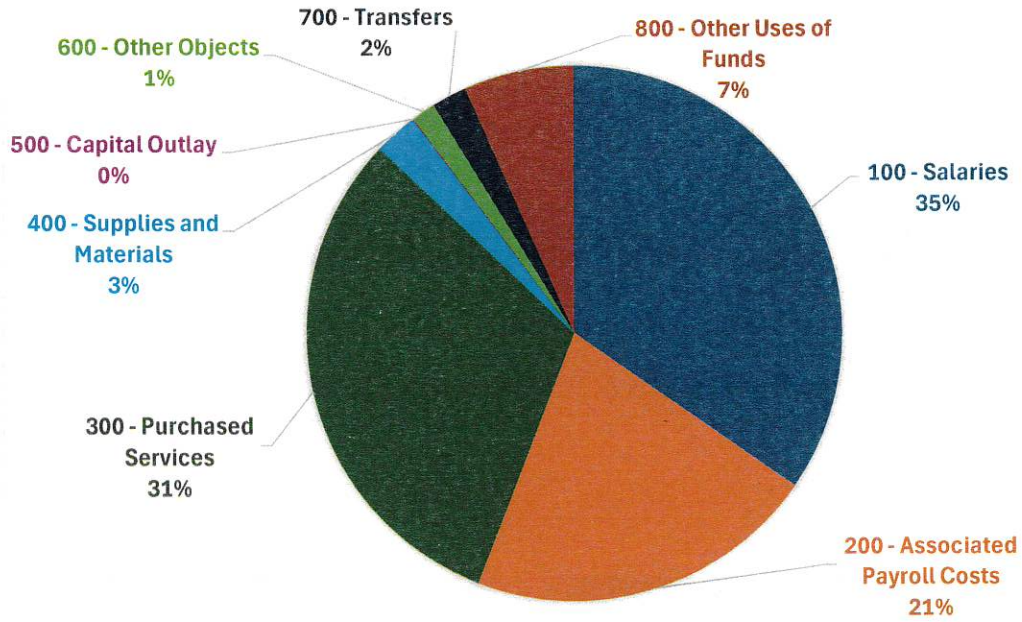

	Actuals FY2324	Actuals FY2425	Adopted FY2526	Proposed FY2627	Approved FY2627	Adopted FY2627
Salaries	15,427,078	16,271,384	18,042,461	18,906,198	18,906,198	18,906,198
Associated Payroll Costs	8,366,360	8,795,259	11,707,431	11,602,309	11,602,309	11,602,309
Purchased Services	13,777,715	14,433,457	15,440,560	17,029,814	17,029,814	17,029,814
Supplies and Materials	1,376,834	1,411,633	1,501,083	1,432,462	1,432,462	1,432,462
Capital Outlay	192,294	91,350	25,000	25,750	25,750	25,750
Other Objects	656,886	777,941	651,330	802,009	802,009	802,009
Transfers	2,332,936	1,897,865	1,250,000	1,150,000	1,150,000	1,150,000
Other Uses of Funds	-	-	3,231,590	3,634,522	3,634,522	3,634,522
Total Requirements	**42,130,103**	**43,678,889**	**51,849,455**	**54,583,064**	**54,583,064**	**54,583,064**

Estacada School District

Requirements by Function

Clackamas River Elementary, Grade 3-5

Function	Description	Actuals FY2324	Actuals FY2425	Adopted FY2526	Adopted FY2526 FTE	Proposed FY2627	Approved FY2627	Adopted FY2627	Adopted FY2627 FTE
Fund 100 - General Fund									
1111	Elementary, K-5	2,476,918	$2,534,049	$2,478,107	22.12	$2,877,952	$2,877,952	$2,877,952	21.12
1250	Less Restrictive Progms Students w/Disab	1,780	477	500	-	515	515	515	-
2113	Social Work Services	-	-	-	-	-	-	-	-
2120	Guidance Services	95	507	300	-	310	310	310	-
2122	Counseling Services	127,820	183,757	258,202	2.00	284,008	284,008	284,008	2.00
2134	Nurse Services	-	-	-	0.85	68,681	68,681	68,681	0.85
2210	Improvement of Instruction Services	-	8,339	8,500	0.50	76,341	76,341	76,341	0.50
2213	Curriculum Development	6,558	-	-	-	-	-	-	-
2220	Educational Media Services	55,823	2,229	64,656	0.88	69,150	69,150	69,150	0.88
2321	Executive Administration Services	2,814	-	-	-	-	-	-	-
2410	Office of the Principal	374,052	380,642	502,805	3.54	557,069	557,069	557,069	3.54
2542	Care and Upkeep of Buildings	212,485	212,352	267,807	2.00	311,183	311,183	311,183	3.00
2544	Maintenance Expenditures	18,306	4,151	19,100	-	19,673	19,673	19,673	-
2546	Security Services	8,638	9,425	-	-	-	-	-	-
2549	District Utilities	91,922	99,355	139,700	-	125,676	125,676	125,676	-
	Subtotal - Clackamas River Elementary	**3,377,211**	**3,435,283**	**3,739,677**	**31.88**	**4,390,558**	**4,390,558**	**4,390,558**	**31.88**

Estacada School District

Requirements by Function

River Mill Elementary, Grade K-2

Function	Description	Actuals FY2324	Actuals FY2425	Adopted FY2526	Adopted FY2526 FTE	Proposed FY2627	Approved FY2627	Adopted FY2627	Adopted FY2627 FTE
Fund 100 - General Fund									
1111	Elementary, K-5	$2,625,195	$2,727,090	$3,067,621	26.07	$3,437,734	$3,437,734	$3,437,734	26.54
1140	Pre-Kindergarten Program	104,873	108,564	123,428	1.00	-	-	-	-
1250	Less Restrictive Progms Students w/Disab	467	469	500	-	515	515	515	-
2122	Counseling Services	137,693	143,613	155,369	1.00	167,134	167,134	167,134	1.00
2190	Service Direction, Student Support Serv	-	-	-	-	-	-	-	-
2210	Improvement of Instruction Services	130,201	126,022	156,861	0.50	76,855	76,855	76,855	0.50
2410	Office of the Principal	490,699	523,710	605,374	4.00	655,702	655,702	655,702	4.00
2220	Educational Media Services	60,955	1,980	68,653	0.88	69,900	69,900	69,900	0.88
2542	Care and Upkeep of Buildings	263,001	319,027	440,115	3.13	349,266	349,266	349,266	3.13
2544	Maintenance Expenditures	8,737	4,361	16,500	-	16,995	16,995	16,995	-
2213	Curriculum Development	4,061	1,957	-	-	-	-	-	-
2120	Guidance Services	-	1,802	2,000	-	2,060	2,060	2,060	-
2549	District Utilities	115,927	135,985	126,700	-	138,636	138,636	138,636	-
2546	Security Services	15,824	15,404	-	-	-	-	-	-
2113	Social Work Services	-	-	200	-	206	206	206	-
1272	Title 1a/D	-	-	-	-	-	-	-	-
3100	Food Services	-	-	-	-	-	-	-	-
4150	Building Acquisition, Construction & Impr	-	-	-	-	-	-	-	-
	Subtotal - River Mill Elementary	**3,957,633**	**4,109,984**	**4,763,321**	**36.57**	**4,915,003**	**4,915,003**	**4,915,003**	**36.04**

Estacada School District

Requirements by Function

Estacada Middle School, Grade 6-8

Function	Description	Actuals FY2324	Actuals FY2425	Adopted FY2526	Adopted FY2526 FTE	Proposed FY2627	Approved FY2627	Adopted FY2627	Adopted FY2627 FTE
Fund 100 - General Fund									
1111	Elementary, K-5	-	$429	-	-	-	-	-	-
1121	Middle/Junior High Programs	$2,212,313	2,486,703	$3,021,753	19.78	$3,233,500	$3,233,500	$3,233,500	21.78
1122	Middle/Junior High School Extracurricular	-	7,416	5,000	0.50	110,018	110,018	110,018	0.50
1250	Less Restrictive Progms Students w/Disab	-	499	500	0.88	60,295	60,295	60,295	0.88
2115	Student Safety (District Level)	-	-	-	1.00	72,587	72,587	72,587	1.00
2122	Counseling Services	214,820	225,734	283,895	2.00	159,607	159,607	159,607	1.00
2210	Improvement of Instruction Services	119,692	125,256	150,739	1.00	155,731	155,731	155,731	1.00
2220	Educational Media Services	-	-	4,000	-	4,120	4,120	4,120	-
2410	Office of the Principal	521,653	546,764	654,119	4.00	677,118	677,118	677,118	4.00
2542	Care and Upkeep of Buildings	285,068	241,118	287,034	3.50	379,414	379,414	379,414	3.50
2544	Maintenance Expenditures	3,103	19,841	16,600	-	17,098	17,098	17,098	-
2546	Security Services	9,880	11,148	-	-	-	-	-	-
2549	District Utilities	95,584	117,732	148,200	-	159,806	159,806	159,806	-
	Subtotal - Estacada Middle School	**3,462,113**	**3,782,640**	**4,571,840**	**32.66**	**5,029,294**	**5,029,294**	**5,029,294**	**33.66**

Estacada School District

Requirements by Function

Estacada High School, Grade 9-12

Function	Description	Actuals FY2324	Actuals FY2425	Adopted FY2526	Adopted FY2526 FTE	Proposed FY2627	Approved FY2627	Adopted FY2627	Adopted FY2627 FTE
Fund 100 - General Fund									
1122	Middle/Junior High School Extracurricular	-	-	$15,000	-	-	-	-	-
1131	High School Programs	$3,038,137	$3,240,960	3,633,432	22.06	$3,586,538	$3,586,538	$3,586,538	21.06
1132	High School Extracurricular	613,151	786,538	910,737	0.50	995,555	995,555	995,555	0.50
1250	Less Restrictive Progms Students w/Disab	497	488	500	-	515	515	515	-
1280	Alternative Education	-	-	-	2.00	136,634	136,634	136,634	1.00
2112	Attendance Services	78,389	80,862	86,240	1.00	90,666	90,666	90,666	1.00
2115	Student Safety (District Level)	-	-	-	1.00	66,495	66,495	66,495	1.00
2122	Counseling Services	328,446	329,828	345,604	2.00	380,674	380,674	380,674	2.00
2210	Improvement of Instruction Services	136,798	150,908	188,637	1.00	172,807	172,807	172,807	1.00
2213	Curriculum Development	-	11,575	-	-	-	-	-	-
2220	Educational Media Services	-	-	5,500	-	5,665	5,665	5,665	-
2321	Executive Administration Services	-	-	10,000	-	10,300	10,300	10,300	-
2410	Office of the Principal	635,010	453,285	734,953	3.85	689,441	689,441	689,441	3.66
2542	Care and Upkeep of Buildings	396,911	395,369	506,569	5.00	449,604	449,604	449,604	4.00
2544	Maintenance Expenditures	16,266	30,739	20,100	-	20,703	20,703	20,703	-
2546	Security Services	20,986	21,896	-	-	-	-	-	-
2549	District Utilities	267,718	274,067	402,700	-	419,866	419,866	419,866	-
2660	Technology Services	171	-	-	-	-	-	-	-
	Subtotal - Estacada High School	**5,532,480**	**5,776,515**	**6,859,972**	**38.41**	**7,025,463**	**7,025,463**	**7,025,463**	**35.22**

Estacada School District

Requirements by Function

Closed Schools

Function	Description	Actuals FY2324	Actuals FY2425	Adopted FY2526	Adopted FY2526 FTE	Proposed FY2627	Approved FY2627	Adopted FY2627	Adopted FY2627 FTE
Fund 100 - General Fund									
Eagle Creek Elementary									
1250	Less Restrictive Progms Students w/Disab	33,964	55	-	-	-	-	-	-
2549	District Utilities	-	-	-	-	-	-	-	-
	Subtotal - Eagle Creek Elementary	**33,964**	**55**	-	-	-	-	-	-
Three Lynx									
2542	Care and Upkeep of Buildings	-	12,894	-	-	-	-	-	-
	Subtotal - Three Lynx	-	**12,894**	-	-	-	-	-	-

Estacada School District

Requirements by Function

District Wide Services

Function	Description	Actuals FY2324	Actuals FY2425	Adopted FY2526	Adopted FY2526 FTE	Proposed FY2627	Approved FY2627	Adopted FY2627	Adopted FY2627 FTE
Fund 100 - General Fund									
1000	Instruction	-	$5,510	-	-	-	-	-	-
1111	Elementary, K-5	-	-	$4,000	-	-	-	-	-
1221	Learning Centers	$942,016	1,030,092	1,241,559	14.33	$1,183,359	$1,183,359	$1,183,359	13.30
1250	Less Restrictive Progms Students w/Disab	1,611,164	1,996,747	2,386,522	19.23	2,403,879	2,403,879	2,403,879	18.61
1281	Public Alternative Programs	310,481	-	90,000	-	92,700	92,700	92,700	-
1284	High School Alt Ed & Tutoring	69,952	123,875	139,764	0.88	65,416	65,416	65,416	0.88
1286	CDL Expenditures	5,970	-	3,000	-	3,090	3,090	3,090	-
1288	Charter Schools	10,615,491	11,321,385	12,100,000	-	13,200,000	13,200,000	13,200,000	-
1291	English Language Learner	415,294	313,950	598,196	2.50	366,833	366,833	366,833	2.50
1293	Migrant Education	12,467	-	-	-	-	-	-	-
1400	Summer School	1,821	-	-	-	-	-	-	-
2134	Nurse Services	235,612	166,432	272,052	0.75	120,444	120,444	120,444	0.75
2140	Psychological Services	127,093	-	169,434	1.00	157,366	157,366	157,366	1.00
2152	Speech Pathology	126,801	100,369	112,792	-	7,214	7,214	7,214	-
2160	Other Student Treatment	105,189	55,937	69,671	1.00	354,928	354,928	354,928	2.50
2190	Service Direction, Student Support Serv	653,335	849,240	871,610	4.00	787,295	787,295	787,295	4.00
2210	Improvement of Instruction Services	572,464	505,467	516,373	2.00	619,560	619,560	619,560	2.21
2213	Curriculum Development	110,768	50,322	67,000	-	81,060	81,060	81,060	-
2230	Assessment and Testing	784	-	4,500	-	1,545	1,545	1,545	-
2240	Instructional Staff Development	73,324	57,172	85,200	-	85,281	85,281	85,281	-
2310	Board of Education	15,143	23,951	204,500	-	200,635	200,635	200,635	-
2314	Election Services	3,322	-	3,500	-	3,605	3,605	3,605	-
	Subtotal - District-Wide Services, Cont. Next Pg	**16,008,491**	**16,600,449**	**18,939,673**	**45.69**	**19,734,210**	**19,734,210**	**19,734,210**	**45.74**

Estacada School District

Requirements by Function

District Wide Services, Continued

Function	Description	Actuals FY2324	Actuals FY2425	Adopted FY2526	Adopted FY2526 FTE	Proposed FY2627	Approved FY2627	Adopted FY2627	Adopted FY2627 FTE
Fund 100 - General Fund									
2317	Audit Services	42,100	69,350	36,500	-	57,778	57,778	57,778	-
2321	Executive Administration Services	826,579	831,994	699,110	1.60	777,708	777,708	777,708	1.60
2510	Direction of Business Support Services	294,669	232,954	307,498	-	38,625	38,625	38,625	-
2520	Fiscal Services	460,341	594,284	463,673	3.40	862,836	862,836	862,836	4.00
2528	Risk Management Services	500,726	503,765	758,280	-	666,176	666,176	666,176	-
2542	Care and Upkeep of Buildings	38,404	188,558	28,650	0.75	25,910	25,910	25,910	-
2543	Care and Upkeep of Grounds	185,362	180,003	203,930	2.00	237,876	237,876	237,876	2.00
2544	Maintenance Expenditures	675,856	559,287	678,734	3.00	683,700	683,700	683,700	3.00
2546	Security Services	121,678	77,478	168,000	-	183,040	183,040	183,040	-
2549	District Utilities	164,584	187,980	273,550	-	282,024	282,024	282,024	-
2550	Student Transportation	2,096,303	2,406,249	2,403,239	18.85	2,437,708	2,437,708	2,437,708	20.20
2620	Planning, Research, Development Serv	50	815	-	-	-	-	-	-
2633	Public Information SVS	443,504	416,965	427,022	2.00	435,141	435,141	435,141	2.00
2639	Community Engagement	85,731	65,127	45,000	-	35,000	35,000	35,000	-
2642	Recruitment and Placement	358,630	504,348	593,174	3.00	654,835	654,835	654,835	3.00
2649	Other Staff Services	-	-	-	-	-	-	-	-
2660	Technology Services	981,238	1,021,767	1,149,117	6.00	1,148,889	1,148,889	1,148,889	6.00
2680	Interpretation & Translation Services	94,809	182,877	198,322	2.00	103,507	103,507	103,507	1.00
2700	Supplemental Retirement Programs	54,461	39,403	39,583	-	73,261	73,261	73,261	-
3305	Facility Usage	250	-	-	-	-	-	-	-
3390	Other Community Svcs	-	-	20,000	-	-	-	-	-
5200	Transfers of Funds	2,332,936	1,897,865	1,250,000	-	1,150,000	1,150,000	1,150,000	-
6110	Operating Contingency	-	-	225,000	-	225,000	225,000	225,000	-
7000	Unappropriated Ending Fund Balance	-	-	3,006,590	-	3,409,522	3,409,522	3,409,522	-
	Subtotal - District-Wide Services	**25,766,702**	**26,561,518**	**31,914,645**	**88.29**	**33,222,746**	**33,222,746**	**33,222,746**	**88.53**
	Total Requirements	**42,130,103**	**43,678,889**	**51,849,455**	**227.82**	**54,583,064**	**54,583,064**	**54,583,064**	**225.34**

Estacada School District

Requirements Report by Function-Object

River Mill Elementary, Grade K-2

Function	Description	Actuals FY2324	Actuals FY2425	Adopted FY2526	Adopted FY2526 FTE	Proposed FY2627	Approved FY2627	Adopted FY2627	Adopted FY2627 FTE
Fund 100 - General Fund									
1111	**Elementary, K-5**								
0100	Salaries	$1,588,433	$1,638,892	$1,744,530	26.07	$2,024,484	$2,024,484	$2,024,484	26.54
0200	Associated Payroll Costs	900,342	917,226	1,169,285	-	1,229,903	1,229,903	1,229,903	-
0300	Purchased Services	121,259	155,107	139,125	-	168,226	168,226	168,226	-
0400	Supplies and Materials	10,784	12,997	14,681	-	15,121	15,121	15,121	-
0600	Other Objects	4,377	2,868	-	-	-	-	-	-
	Subtotal Function 1111 - Elementary, K-5	**2,625,195**	**2,727,090**	**3,067,621**	**26.07**	**3,437,734**	**3,437,734**	**3,437,734**	**26.54**
1140	**Pre-Kindergarten Program**								
0100	Salaries	$64,693	$66,473	$73,985	1.00	-	-	-	-
0200	Associated Payroll Costs	39,370	41,531	49,443	-	-	-	-	-
0300	Purchased Services	810	-	-	-	-	-	-	-
0400	Supplies and Materials	-	560	-	-	-	-	-	-
	Subtotal Function 1140 - Pre-K Program	**104,873**	**108,564**	**123,428**	**1.00**	**-**	**-**	**-**	**-**
1250	**Less Restrictive Progms Students w/Disab**								
0400	Supplies and Materials	467	$469	$500	-	$515	$515	$515	-
	Subtotal Function 1250 - Less Restrictive Progrms	**467**	**469**	**500**	**-**	**515**	**515**	**515**	**-**
2113	**Social Work Services**								
0600	Other Objects	-	-	$200	-	$206	$206	$206	-
	Subtotal Function 2113 - Social Work Services	**-**	**-**	**200**	**-**	**206**	**206**	**206**	**-**
2120	**Guidance Services**								
0400	Supplies and Materials	$0	$1,802	$2,000	-	$2,060	$2,060	$2,060	-
	Subtotal Function 2120 - Guidance Services	**-**	**1,802**	**2,000**	**-**	**2,060**	**2060**	**2,060**	**-**
2122	**Counseling Services**								
0100	Salaries	$89,635	$94,076	$96,768	1.00	$106,983	$106,983	$106,983	1.00
0200	Associated Payroll Costs	48,058	49,537	58,601	-	60,151	60,151	60,151	-
	Subtotal Function 2122 - Counseling Services	**137,693**	**143,613**	**155,369**	**1.00**	**167,134**	**$167,134**	**167,134**	**1.00**
2210	**Improvement of Instruction Services**								
0100	Salaries	85,097.00	87,699.00	100,270.00	0.50	$55,075	$55,075	$55,075	0.50
0200	Associated Payroll Costs	45,104	38,323	56,591	-	21,780	21,780	21,780	-
	Subtotal Function 2210 - Imprv of Inst. Svcs	**130,201**	**126,022**	**156,861**	**0.50**	**76,855**	**76,855**	**76,855**	**0.50**
2213	**Curriculum Development**								
0400	Supplies and Materials	$4,061	1,957	-	-	-	-	-	-
	Subtotal Function 2213 - Curriculum Dev.	**4,061**	**1,957**	-	-	-	-	-	-

Estacada School District

Requirements Report by Function-Object

River Mill Elementary, Grade K-2

Function	Description	Actuals FY2324	Actuals FY2425	Adopted FY2526	Adopted FY2526 FTE	Proposed FY2627	Approved FY2627	Adopted FY2627	Adopted FY2627 FTE
Fund 100 - General Fund									
2220	**Educational Media Services**								
0100	Salaries	$32,570	$0	$35,145	0.88	$36,959	$36,959	$36,959	0.88
0200	Associated Payroll Costs	27,718	-	32,008	-	31,396	31,396	31,396	-
0400	Supplies and Materials	667	1,895	1,500	-	1,545	1,545	1,545	-
0600	Other Objects	-	85	-	-	-	-	-	-
	Subtotal Function 2220 - Educational Media	**60,955**	**1,980**	**68,653**	**0.88**	**69,900**	**69,900**	**69,900**	**0.88**
2410	**Office of the Principal**								
0100	Salaries	$310,133	$341,766	$347,098	4.00	$386,728	$386,728	$386,728	4.00
0200	Associated Payroll Costs	148,026	158,902	229,276	-	242,704	242,704	242,704	-
0300	Purchased Services	1,822	2,565	3,000	-	3,090	3,090	3,090	-
0400	Supplies and Materials	29,885	19,691	25,000	-	22,150	22,150	22,150	-
0600	Other Objects	833	786	1,000	-	1,030	1,030	1,030	-
	Subtotal Function 2410 - Office of the Principal	**490,699**	**523,710**	**605,374**	**4.00**	**655,702**	**655,702**	**655,702**	**4.00**
2542	**Care and Upkeep of Buildings**								
0100	Salaries	$136,548	$180,755	$238,657	3.13	$190,716	$190,716	$190,716	3.13
0200	Associated Payroll Costs	101,320	128,313	177,858	-	134,242	134,242	134,242	-
0300	Purchased Services	1,201	3,348	1,000	-	1,030	1,030	1,030	-
0400	Supplies and Materials	23,932	6,596	22,500	-	23,175	23,175	23,175	-
0600	Other Objects	-	15	100	-	103	103	103	-
	Subtotal Function 2542 - Care and Upkeep of Bldgs	**263,001**	**319,027**	**440,115**	**3.13**	**349,266**	**349,266**	**349,266**	**3.13**
2544	**Maintenance Expenditures**								
0300	Purchased Services	$8,357	$230	$12,500	-	$12,875	$12,875	$12,875	-
0400	Supplies and Materials	380	4,131	4,000	-	4,120	4,120	4,120	-
	Subtotal Function 2544 - Maintenance	**8,737**	**4,361**	**16,500**	**-**	**16,995**	**16,995**	**16,995**	**-**
2546	**Security Services**								
0300	Purchased Services	$15,824	$15,404	-	-	-	-	-	-
	Subtotal Function 2546 - Security Services	**15,824**	**15,404**	**-**	**-**	**-**	**-**	**-**	**-**
2549	**District Utilities**								
0300	Purchased Services	$115,927	$135,985	$126,700	-	$138,636	$138,636	$138,636	-
	Subtotal Function 2546 - Security Services	**115,927**	**135,985**	**126,700**	**-**	**138,636**	**138,636**	**138,636**	**-**
	Total - River Mill Elementary	**3,957,633**	**4,109,984**	**4,763,321**	**36.57**	**4,915,003**	**4,915,003**	**4,915,003**	**36.04**

Estacada School District

Requirements Report by Function-Object

Clackamas River Elementary, Grade 3-5

Function	Description	Actuals FY2324	Actuals FY2425	Adopted FY2526	Adopted FY2526 FTE	Proposed FY2627	Approved FY2627	Adopted FY2627	Adopted FY 2627 FTE
Fund 100 - General Fund									
1111	**Elementary, K-5**								
0100	Salaries	$1,528,310	$1,545,900	$1,413,533	22.12	$1,682,673	$1,682,673	$1,682,673	21.12
0200	Associated Payroll Costs	816,349	819,590	903,528	-	1,009,474	1,009,474	1,009,474	-
0300	Purchased Services	114,691	153,437	142,725	-	166,934	166,934	166,934	-
0400	Supplies and Materials	14,126	12,225	18,321	-	18,871	18,871	18,871	-
0600	Other Objects	3,442	2,897	-	-	-	-	-	-
	Subtotal Function 1111 - Elementary, K-5	**2,476,918**	**2,534,049**	**2,478,107**	**22.12**	**2,877,952**	**2,877,952**	**2,877,952**	**21.12**
1250	**Less Restrictive Progms Students w/Disab**								
0100	Salaries	$8	-	-	-	-	-	-	-
0200	Associated Payroll Costs	3	-	-	-	-	-	-	-
0400	Supplies and Materials	1,769	$477	$500	-	$515	$515	$515	-
	Subtotal Function 1250 - Less Restrictive Progrms	**1,780**	**477**	**500**	**-**	**515**	**515**	**515**	**-**
2120	**Guidance Services**								
0400	Supplies and Materials	$95	$507	$150	-	$155	$155	$155	-
0600	Other Objects	-	-	150	-	155	155	155	-
	Subtotal Function 2120 - Guidance Services	**95**	**507**	**300**	**-**	**310**	**310**	**310**	**-**
2122	**Counseling Services**								
0100	Salaries	$82,934	$129,538	$164,019	2.00	$176,880	$176,880	$176,880	2.00
0200	Associated Payroll Costs	44,886	54,219	94,183	-	107,128	107,128	107,128	-
	Subtotal Function 2122 - Counseling Services	**127,820**	**183,757**	**258,202**	**2.00**	**284,008**	**284,008**	**284,008**	**2.00**
2134	**Nurse Services**								
0100	Salaries	-	-	-	0.85	$38,568	$38,568	$38,568	0.85
0200	Associated Payroll Costs	-	-	-	-	30,113	30,113	30,113	-
	Subtotal Function 2134 - Nurse Services	**-**	**-**	**-**	**0.85**	**68,681**	**68,681**	**68,681**	**0.85**
2210	**Improvement of Instruction Services**								
0100	Salaries	-	6,316.00	8,500.00	0.50	$48,075	$48,075	$48,075	0.50
0200	Associated Payroll Costs	-	2,023	-	-	28,266	28,266	28,266	-
	Subtotal Function 2210 - Imprv of Inst. Svcs	**-**	**8,339**	**8,500**	**0.50**	**76,341**	**76,341**	**76,341**	**0.50**
2213	**Curriculum Development**								
0400	Supplies and Materials	$6,558	-	-	-	-	-	-	-
	Subtotal Function 2213 - Curriculum Dev.	**6,558**	**-**	**-**	**-**	**-**	**-**	**-**	**-**

Estacada School District

Requirements Report by Function-Object

Clackamas River Elementary, Grade 3-5

Function	Description	Actuals FY2324	Actuals FY2425	Adopted FY2526	Adopted FY2526 FTE	Proposed FY2627	Approved FY2627	Adopted FY2627	Adopted FY 2627 FTE
Fund 100 - General Fund									
2220	**Educational Media Services**								
0100	Salaries	$30,050	$69	$35,145	0.88	$36,959	$36,959	$36,959	0.88
0200	Associated Payroll Costs	24,238	5	28,211	-	30,852	30,852	30,852	-
0300	Purchased Services	154	859	-	-	-	-	-	-
0400	Supplies and Materials	1,296	1,296	1,300	-	1,339	1,339	1,339	-
0600	Other Objects	85	-	-	-	-	-	-	-
	Subtotal Function 2220 - Educational Media	**55,823**	**2,229**	**64,656**	**0.88**	**69,150**	**69,150**	**69,150**	**0.88**
2321	**Executive Administration Services**								
0400	Supplies and Materials	$2,814	-	-	-	-	-	-	-
	Subtotal Function 2321 - Exec Admin Services	**2,814**	-	-	-	-	-	-	-
2410	**Office of the Principal**								
0100	Salaries	$225,491	$229,193	$296,926	3.54	$325,667	$325,667	$325,667	3.54
0200	Associated Payroll Costs	128,397	130,824	187,429	-	205,698	205,698	205,698	-
0300	Purchased Services	3,638	455	1,950	-	2,009	2,009	2,009	-
0400	Supplies and Materials	15,943	20,009	16,000	-	23,180	23,180	23,180	-
0600	Other Objects	583	161	500	-	515	515	515	-
	Subtotal Function 2410 - Office of the Principal	**374,052**	**380,642**	**502,805**	**3.54**	**557,069**	**557,069**	**557,069**	**3.54**
2542	**Care and Upkeep of Buildings**								
0100	Salaries	$128,532	$124,314	$148,902	2.00	$181,687	$181,687	$181,687	3.00
0200	Associated Payroll Costs	71,419	73,903	106,205	-	116,415	116,415	116,415	-
0400	Supplies and Materials	12,534	14,135	12,500	-	12,875	12,875	12,875	-
0600	Other Objects	-	-	200	-	206	206	206	-
	Subtotal Function 2542 - Care and Upkeep of Bldgs	**212,485**	**212,352**	**267,807**	**2.00**	**311,183**	**311,183**	**311,183**	**3.00**
2544	**Maintenance Expenditures**								
0300	Purchased Services	$9,209	$230	$12,500	-	$12,875	$12,875	$12,875	-
0400	Supplies and Materials	9,097	3,724	6,500	-	6,695	6,695	6,695	-
0600	Other Objects	-	197	100	-	103	103	103	-
	Subtotal Function 2544 - Maintenance	**18,306**	**4,151**	**19,100**	**-**	**19,673**	**19,673**	**19,673**	**-**
2546	**Security Services**								
0300	Purchased Services	$8,638	$9,425	-	-	-	-	-	-
	Subtotal Function 2546 - Security Services	**8,638**	**9,425**	-	-	-	-	-	-
2549	**District Utilities**								
0300	Purchased Services	$91,922	$99,355	$139,700	-	$125,676	$125,676	$125,676	-
	Subtotal Function 2546 - Security Services	**91,922**	**99,355**	**139,700**	**-**	**125,676**	**125,676**	**125,676**	**-**
	Total - Clackamas River Elementary	**3,377,211**	**3,435,283**	**3,739,677**	**31.88**	**4,390,558**	**4,390,558**	**4,390,558**	**31.88**

Estacada School District

Requirements Report by Function-Object

Estacada Middle School, Grade 6-8

Function	Description	Actuals FY2324	Actuals FY2425	Adopted FY2526	Adopted FY2526 FTE	Proposed FY2627	Approved FY2627	Adopted FY2627	Adopted FY2627 FTE
Fund 100 - General Fund									
1111	**Elementary, K-5**								
0100	Salaries	-	$325	-	-	-	-	-	-
0200	Associated Payroll Costs	-	104	-	-	-	-	-	-
	Subtotal Function 1111 - Elementary, K-5	-	**429**	-	-	-	-	-	-
1121	**Middle/Junior High Programs**								
0100	Salaries	$1,372,831	$1,476,148	$1,701,253	19.78	$1,878,139	$1,878,139	$1,878,139	21.78
0200	Associated Payroll Costs	707,311	794,195	1,149,290	-	1,129,075	1,129,075	1,129,075	-
0300	Purchased Services	108,105	188,691	154,810	-	209,393	209,393	209,393	-
0400	Supplies and Materials	19,902	24,026	16,400	-	16,893	16,893	16,893	-
0600	Other Objects	4,164	3,643	-	-	-	-	-	-
	Subtotal Function 1121 - Middle/Jr High Programs	**2,212,313**	**2,486,703**	**3,021,753**	**19.78**	**3,233,500**	**3,233,500**	**3,233,500**	**21.78**
1122	**Middle/Junior High Extracurricular**								
0100	Salaries	-	-	-	0.50	$66,970	$66,970	$66,970	0.50
0200	Associated Payroll Costs	-	-	-	-	37,898	37,898	37,898	-
0300	Purchased Services	-	$2,558	-	-	-	-	-	-
0400	Supplies and Materials	-	4,479	$5,000	-	5,150	5,150	5,150	-
0600	Other Objects	-	379	-	-	-	-	-	-
	Subtotal Function 1122 - Jr High Extracurricular	-	**7,416**	**5,000**	**0.50**	**110,018**	**110,018**	**110,018**	**0.50**
1250	**Less Restrictive Progms Students w/Disab**								
0100	Salaries	-	-	-	0.88	$30,939	$30,939	$30,939	0.88
0200	Associated Payroll Costs	-	-	-	-	28,841	28,841	28,841	-
0400	Supplies and Materials	-	499	500	-	515	515	515	-
	Subtotal Function 1250 - Less Restrictive Progrms	-	**499**	**500**	**0.88**	**60,295**	**60,295**	**60,295**	**0.88**
2115	**Student Safety (District Level)**								
0100	Salaries	-	-	-	1.00	$39,443	$39,443	$39,443	1.00
0200	Associated Payroll Costs	-	-	-	-	33,144	33,144	33,144	-
	Subtotal Function 2115 - Student Safety (District)	-	-	-	**1.00**	**72,587**	**72,587**	**72,587**	**1.00**
2122	**Counseling Services**								
0100	Salaries	$139,305	$141,099	$172,748	2.00	$99,438	$99,438	$99,438	1.00
0200	Associated Payroll Costs	73,907	82,377	108,847	-	57,800	57,800	57,800	-
0300	Purchased Services	-	-	-	-	-	-	-	-
0400	Supplies and Materials	1,211	2,060	2,300	-	2,369	2,369	2,369	-
0600	Other Objects	397	198	-	-	-	-	-	-
	Subtotal Function 2122 - Counseling Services	**214,820**	**225,734**	**283,895**	**2.00**	**159,607**	**159,607**	**159,607**	**1.00**

Estacada School District

Requirements Report by Function-Object

Estacada Middle School, Grade 6-8

Function	Description	Actuals FY2324	Actuals FY2425	Adopted FY2526	Adopted FY2526 FTE	Proposed FY2627	Approved FY2627	Adopted FY2627	Adopted FY2627 FTE
Fund 100 - General Fund									
2210	**Improvement of Instruction Services**								
0100	Salaries	77,388.00	81,257.00	95,903.00	1.00	$99,315	$99,315	$99,315	1.00
0200	Associated Payroll Costs	42,304	43,999	54,836	-	56,416	56,416	56,416	-
	Subtotal Function 2210 - Imprv of Inst. Svcs	**119,692**	**125,256**	**150,739**	**1.00**	**155,731**	**155,731**	**155,731**	**1.00**
2220	**Educational Media Services**								
0400	Supplies and Materials	-	-	$4,000	-	$4,120	$4,120	$4,120	-
	Subtotal Function 2220 - Educational Media	**-**	**-**	**4,000**	**-**	**4,120**	**4,120**	**4,120**	**-**
2410	**Office of the Principal**								
0100	Salaries	$338,557	$350,224	$397,176	4.00	$409,652	$409,652	$409,652	4.00
0200	Associated Payroll Costs	153,515	170,513	228,410	-	245,466	245,466	245,466	-
0300	Purchased Services	2,005	2,223	-	-	-	-	-	-
0400	Supplies and Materials	26,145	19,780	28,533	-	22,000	22,000	22,000	-
0600	Other Objects	1,431	4,024	-	-	-	-	-	-
	Subtotal Function 2410 - Office of the Principal	**521,653**	**546,764**	**654,119**	**4.00**	**677,118**	**677,118**	**677,118**	**4.00**
2542	**Care and Upkeep of Buildings**								
0100	Salaries	$157,769	$132,817	$154,027	3.50	$208,057	$208,057	$208,057	3.50
0200	Associated Payroll Costs	115,853	99,809	110,407	-	148,079	148,079	148,079	-
0300	Purchased Services	-	1,524	-	-	-	-	-	-
0400	Supplies and Materials	11,446	6,968	22,500	-	23,175	23,175	23,175	-
0600	Other Objects	-	-	100	-	103	103	103	-
	Subtotal Function 2542 - Care and Upkeep of Bldgs	**285,068**	**241,118**	**287,034**	**3.50**	**379,414**	**379,414**	**379,414**	**3.50**
2544	**Maintenance Expenditures**								
0300	Purchased Services	$2,693	$1,718	$12,500	-	$12,875	$12,875	$12,875	-
0400	Supplies and Materials	410	17,926	4,000	-	4,120	4,120	4,120	-
0600	Other Objects	-	197	100	-	103	103	103	-
	Subtotal Function 2544 - Maintenance	**3,103**	**19,841**	**16,600**	**-**	**17,098**	**17,098**	**17,098**	**-**
2546	**Security Services**								
0300	Purchased Services	$9,880	$11,148	-	-	-	-	-	-
	Subtotal Function 2546 - Security Services	**9,880**	**11,148**	**-**	**-**	**-**	**-**	**-**	**-**
2549	**District Utilities**								
0300	Purchased Services	$95,584	$117,732	$148,200	-	$159,806	$159,806	$159,806	-
	Subtotal Function 2549 - District Utilities	**95,584**	**117,732**	**148,200**	**-**	**159,806**	**159,806**	**159,806**	**-**
	Total - Estacada Middle School	**3,462,113**	**3,782,640**	**4,571,840**	**32.66**	**5,029,294**	**5,029,294**	**5,029,294**	**33.66**

Estacada School District

Requirements Report by Function-Object

Estacada High School, Grade 9-12

Function	Description	Actuals FY2324	Actuals FY2425	Adopted FY2526	Adopted FY2526 FTE	Proposed FY2627	Approved FY2627	Adopted FY2627	Adopted FY2627 FTE
Fund 100 - General Fund									
1122	**Middle/Junior High Extracurricular**								
0100	Salaries	-	-	$15,000	-	-	-	-	-
	Subtotal Function 1122 - Junior High Extracurricular	**-**	**-**	**15,000**	**-**	**-**	**-**	**-**	**-**
1131	**High School Programs**								
0100	Salaries	$1,780,029	$1,783,098	$1,974,548	22.06	$1,972,030	$1,972,030	$1,972,030	21.06
0200	Associated Payroll Costs	939,471	995,486	1,253,794	-	1,184,736	1,184,736	1,184,736	-
0300	Purchased Services	287,332	413,516	371,090	-	392,812	392,812	392,812	-
0400	Supplies and Materials	27,863	45,113	34,000	-	36,960	36,960	36,960	-
0600	Other Objects	3,442	3,747	-	-	-	-	-	-
	Subtotal Function 1131 - High School Programs	**3,038,137**	**3,240,960**	**3,633,432**	**22.06**	**3,586,538**	**3,586,538**	**3,586,538**	**21.06**
1132	**High School Extracurricular**								
0100	Salaries	$354,029	$448,572	$537,063	0.50	$530,795	$530,795	$530,795	0.50
0200	Associated Payroll Costs	71,091	93,948	170,774	-	150,227	150,227	150,227	-
0300	Purchased Services	100,231	134,460	110,000	-	155,000	155,000	155,000	-
0400	Supplies and Materials	53,297	69,454	64,900	-	100,672	100,672	100,672	-
0500	Capital Outlay	5,340	-	-	-	-	-	-	-
0600	Other Objects	29,163	40,104	28,000	-	58,861	58,861	58,861	-
	Subtotal Function 1132 - High School Extracurricular	**613,151**	**786,538**	**910,737**	**0.50**	**995,555**	**995,555**	**995,555**	**0.50**
1250	**Less Restrictive Progms Students w/Disab**								
0400	Supplies and Materials	$497	$488	$500	-	$515	$515	$515	-
	Subtotal Function 1250 - Less Restrictive Progrms	**497**	**488**	**500**	**-**	**515**	**515**	**515**	**-**
1280	**Alternative Education**								
0100	Salaries	-	-	-	2.00	$84,563	$84,563	$84,563	1.00
0200	Associated Payroll Costs	-	-	-	-	52,071	52,071	52,071	-
	Subtotal Function 1280 - Alternative Education	**-**	**-**	**-**	**2.00**	**136,634**	**136,634**	**136,634**	**1.00**
2112	**Attendance Services**								
0100	Salaries	$45,570	$47,270	$48,223	1.00	$51,048	$51,048	$51,048	1.00
0200	Associated Payroll Costs	32,499	33,592	37,267	-	39,618	39,618	39,618	-
0400	Supplies and Materials	320	-	750	-	-	-	-	-
	Subtotal Function 2112 - Attendance Services	**78,389**	**80,862**	**86,240**	**1.00**	**90,666**	**90,666**	**90,666**	**1.00**

Estacada School District

Requirements Report by Function-Object

Estacada High School, Grade 9-12

Function	Description	Actuals FY2324	Actuals FY2425	Adopted FY2526	Adopted FY2526 FTE	Proposed FY2627	Approved FY2627	Adopted FY2627	Adopted FY2627 FTE
Fund 100 - General Fund									
2115	**Student Safety (District Level)**								
0100	Salaries	-	-	-	1.00	$35,045	$35,045	$35,045	1.00
0200	Associated Payroll Costs	-	-	-	-	31,450	31,450	31,450	-
	Subtotal Function 2115 - Student Safety (District)	**-**	**-**	**-**	**1.00**	**66,495**	**66,495**	**66,495**	**1.00**
2122	**Counseling Services**								
0100	Salaries	$195,451	$196,099	$210,771	2.00	$238,224	$238,224	$238,224	2.00
0200	Associated Payroll Costs	129,349	131,130	130,833	-	138,330	138,330	138,330	-
0300	Purchased Services	545	-	2,000	-	2,060	2,060	2,060	-
0400	Supplies and Materials	2,972	2,599	2,000	-	2,060	2,060	2,060	-
0600	Other Objects	129	-	-	-	-	-	-	-
	Subtotal Function 2122 - Counseling Services	**328,446**	**329,828**	**345,604**	**2.00**	**380,674**	**380,674**	**380,674**	**2.00**
2210	**Improvement of Instruction Services**								
0100	Salaries	$94,339	$103,733	$124,920	1.00	$110,679	$110,679	$110,679	1.00
0200	Associated Payroll Costs	42,459	45,988	63,717	-	62,128	62,128	62,128	-
	Subtotal Function 2210 - Imprv of Inst. Svcs	**136,798**	**150,908**	**188,637**	**1.00**	**172,807**	**172,807**	**172,807**	**1.00**
2213	**Curriculum Development**								
0400	Supplies and Materials	-	$11,575	-	-	-	-	-	-
	Subtotal Function 2213 - Curriculum Development	**-**	**11,575**	**-**	**-**	**-**	**-**	**-**	**-**
2220	**Educational Media Services**								
0400	Supplies and Materials	-	-	$5,500	-	$5,665	5,665	5,665	-
	Subtotal Function 2220 - Educational Media	**-**	**-**	**5,500**	**-**	**5,665**	**5,665**	**5,665**	**-**
2321	**Executive Administration Services**								
0400	Supplies and Materials	-	-	$10,000	-	$10,300	10,300	10,300	-
	Subtotal Function 2321 - Exec Admin Services	**-**	**-**	**10,000**	**-**	**10,300**	**10,300**	**10,300**	**-**
2410	**Office of the Principal**								
0100	Salaries	$379,819	$279,319	$444,985	3.85	$417,884	$417,884	$417,884	3.66
0200	Associated Payroll Costs	200,985	151,196	249,060	-	235,136	235,136	235,136	-
0300	Purchased Services	11,197	13,923	9,000	-	9,271	9,271	9,271	-
0400	Supplies and Materials	38,808	5,858	29,908	-	25,090	25,090	25,090	-
0600	Other Objects	4,201	2,989	2,000	-	2,060	2,060	2,060	-
	Subtotal Function 2410 - Office of the Principal	**635,010**	**453,285**	**734,953**	**3.85**	**689,441**	**689,441**	**689,441**	**3.66**

Estacada School District

Requirements Report by Function-Object

Estacada High School, Grade 9-12

Function	Description	Actuals FY2324	Actuals FY2425	Adopted FY2526	Adopted FY2526 FTE	Proposed FY2627	Approved FY2627	Adopted FY2627	Adopted FY2627 FTE
Fund 100 - General Fund									
2542	**Care and Upkeep of Buildings**								
0100	Salaries	$224,906	$258,446	$285,303	5.00	$249,652	$249,652	$249,652	4.00
0200	Associated Payroll Costs	124,194	132,425	196,166	-	174,099	174,099	174,099	-
0300	Purchased Services	9,914	1,480	-	-	-	-	-	-
0400	Supplies and Materials	37,897	3,018	25,000	-	25,750	25,750	25,750	-
0600	Other Objects	-	-	100	-	103	103	103	-
	Subtotal Function 2542 - Care and Upkeep of Bldgs	**396,911**	**395,369**	**506,569**	**5.00**	**449,604**	**449,604**	**449,604**	**4.00**
2544	**Maintenance Expenditures**								
0300	Purchased Services	$11,377	$22,972	$12,500	-	$12,875	$12,875	$12,875	-
0400	Supplies and Materials	4,889	7,767	7,500	-	7,725	7,725	7,725	-
0600	Other Objects	-	-	100	-	103	103	103	-
	Subtotal Function 2544 - Maintenance	**16,266**	**30,739**	**20,100**	**-**	**20,703**	**20,703**	**20,703**	**-**
2546	**Security Services**								
0300	Purchased Services	$20,986	$21,896	-	-	-	-	-	-
	Subtotal Function 2546 - Security Services	**20,986**	**21,896**	**-**	**-**	**-**	**-**	**-**	**-**
2549	**District Utilities**								
0300	Purchased Services	$267,718	$274,067	$402,700	-	$419,866	$419,866	$419,866	-
	Subtotal Function 2549 - District Utilities	**267,718**	**274,067**	**402,700**	**-**	**419,866**	**419,866**	**419,866**	**-**
2660	**Technology Services**								
0400	Supplies and Materials	$171	-	-	-	-	-	-	-
	Subtotal Function 2660 - Technology Services	**171**	**-**	**-**	**-**	**-**	**-**	**-**	**-**
	Total - Estacada High School	**5,532,480**	**5,776,515**	**6,859,972**	**38.41**	**7,025,463**	**7,025,463**	**7,025,463**	**35.22**

Estacada School District

Requirements Report by Function-Object

District Wide Services

Function	Description	Actuals FY2324	Actuals FY2425	Adopted FY2526	Adopted FY2526 FTE	Proposed FY2627	Approved FY2627	Adopted FY2627	Adopted FY2627 FTE
Fund 100 - General Fund									
1000	**Instruction**								
0400	Supplies and Materials	-	$5,510	-	-	-	-	-	-
	Subtotal Function 1000 - Instruction	**-**	**5,510**	**-**	**-**	**-**	**-**	**-**	**-**
1111	**Elementary, K-5**								
0400	Supplies and Materials	-	-	$4,000	-	-	-	-	-
	Subtotal Function 1111 - Elementary, K-5	**-**	**-**	**4,000**	**-**	**-**	**-**	**-**	**-**
1221	**Learning Centers**								
0100	Salaries	$582,928	$641,409	$700,546	14.33	$701,239	$701,239	$701,239	13.30
0200	Associated Payroll Costs	343,930	387,532	539,513	-	480,575	480,575	480,575	-
0300	Purchased Services	13,780	-	-	-	-	-	-	-
0400	Supplies and Materials	1,378	1,151	1,500	-	1,545	1,545	1,545	-
	Subtotal Function 1221 - Learning Center	**942,016**	**1,030,092**	**1,241,559**	**14.33**	**1,183,359**	**1,183,359**	**1,183,359**	**13.30**
1250	**Less Restrictive Progms Students w/Disab**								
0100	Salaries	$987,993	$1,284,589	$1,424,932	19.23	$1,156,629	$1,156,629	$1,156,629	18.61
0200	Associated Payroll Costs	566,968	710,372	958,090	-	793,645	793,645	793,645	-
0300	Purchased Services	53,254	-	-	-	450,000	450,000	450,000	-
0400	Supplies and Materials	2,949	1,786	3,500	-	3,605	3,605	3,605	-
	Subtotal Function 1250 - Less Restrictive Progrms	**1,611,164**	**1,996,747**	**2,386,522**	**19.23**	**2,403,879**	**2,403,879**	**2,403,879**	**18.61**
1281	**Public Alternative Programs**								
0300	Purchased Services	$310,481	-	$90,000	-	$92,700	92,700	92,700	-
	Subtotal Function 1281 - Public Alt Programs	**310,481**	**-**	**90,000**	**-**	**92,700**	**92,700**	**92,700**	**-**
1284	**High School Alt Ed & Tutoring**								
0100	Salaries	$36,495	$68,985	$73,303	0.88	$35,887	$35,887	$35,887	0.88
0200	Associated Payroll Costs	33,457	54,890	66,461	-	29,529	29,529	29,529	-
	Subtotal Function 1284 - High School Alt Ed	**69,952**	**123,875**	**139,764**	**0.88**	**65,416**	**65,416**	**65,416**	**0.88**
1286	**CDL Expenditures**								
0300	Purchased Services	$5,970	-	-	-	-	-	-	-
0400	Supplies and Materials	-	-	$3,000	-	$3,090	$3,090	$3,090	-
	Subtotal Function 1286 - CDL Expenditures	**5,970**	**-**	**3,000**	**-**	**3,090**	**3,090**	**3,090**	**-**
1288	**Charter Schools**								
0300	Purchased Services	$10,614,803	$11,320,812	$12,100,000	-	$13,200,000	$13,200,000	$13,200,000	-
0600	Other Objects	688	573	-	-	-	-	-	-
	Subtotal Function 1288 - Charter Schools	**10,615,491**	**11,321,385**	**12,100,000**	**-**	**13,200,000**	**13,200,000**	**13,200,000**	**-**

Estacada School District

Requirements Report by Function-Object

District Wide Services

Function	Description	Actuals FY2324	Actuals FY2425	Adopted FY2526	Adopted FY2526 FTE	Proposed FY2627	Approved FY2627	Adopted FY2627	Adopted FY2627 FTE
Fund 100 - General Fund									
1291	**English Language Learner**								
0100	Salaries	$270,429	$195,576	$360,513	2.50	$229,899	$229,899	$229,899	2.50
0200	Associated Payroll Costs	143,829	118,374	224,683	-	136,934	136,934	136,934	-
0300	Purchased Services	1,036	-	12,500	-	-	-	-	-
0400	Supplies and Materials	-	-	500	-	-	-	-	-
	Subtotal Function 1291 - English Language Learner	**415,294**	**313,950**	**598,196**	**2.50**	**366,833**	**366,833**	**366,833**	**2.50**
1293	**Migrant Education**								
0100	Salaries	$9,818	-	-	-	-	-	-	-
0200	Associated Payroll Costs	2,649	-	-	-	-	-	-	-
	Subtotal Function 1293 - Migrant Education	**12,467**	**-**	**-**	**-**	**-**	**-**	**-**	**-**
1400	**Summer School**								
0100	Salaries	$1,376	-	-	-	-	-	-	-
0200	Associated Payroll Costs	445	-	-	-	-	-	-	-
	Subtotal Function 1400 - Summer School	**1,821**	-	-	-	-	-	-	-
2134	**Nurse Services**								
0100	Salaries	$53,005	$53,848	$121,294	0.75	$74,536	$74,536	$74,536	0.75
0200	Associated Payroll Costs	27,688	37,888	80,258	-	43,333	43,333	43,333	-
0300	Purchased Services	153,347	74,365	68,000	-	-	-	-	-
0400	Supplies and Materials	1,572	331	2,500	-	2,575	2,575	2,575	-
	Subtotal Function 2134 - Nurse Services	**235,612**	**166,432**	**272,052**	**0.75**	**120,444**	**120,444**	**120,444**	**0.75**
2140	**Psychological Services**								
0100	Salaries	$84,014	-	$90,484	1.00	$97,298	$97,298	$97,298	1.00
0200	Associated Payroll Costs	40,566	-	58,950	-	60,068	60,068	60,068	-
0300	Purchased Services	2,223	-	20,000	-	-	-	-	-
0600	Other Objects	290	-	-	-	-	-	-	-
	Subtotal Function 2140 - Psychological Services	**127,093**	-	**169,434**	**1.00**	**157,366**	**157,366**	**157,366**	**1.00**
2152	**Speech Pathology**								
0100	Salaries	$35,392	$14,722	$15,027	-	$3,746	$3,746	$3,746	-
0200	Associated Payroll Costs	18,614	3,785	15,265	-	893	893	893	-
0300	Purchased Services	71,787	79,552	80,000	-	-	-	-	-
0400	Supplies and Materials	733	2,310	2,500	-	2,575	2,575	2,575	-
0600	Other Objects	275	-	-	-	-	-	-	-
	Subtotal Function 2152 - Speech Pathology	**126,801**	**100,369**	**112,792**	-	**7,214**	**7,214**	**7,214**	-
2160	**Other Student Treatment**								
0100	Salaries	$57,944	$25,264	$43,313	1.00	$221,041	$221,041	$221,041	2.50
0200	Associated Payroll Costs	47,245	30,673	26,358	-	133,887	133,887	133,887	-
	Subtotal Function 2160 - Other Student Treatment	**105,189**	**55,937**	**69,671**	**1.00**	**354,928**	**354,928**	**354,928**	**2.50**

Estacada School District

Requirements Report by Function-Object

District Wide Services

Function	Description	Actuals FY2324	Actuals FY2425	Adopted FY2526	Adopted FY2526 FTE	Proposed FY2627	Approved FY2627	Adopted FY2627	Adopted FY2627 FTE
Fund 100 - General Fund									
2190	**Student Direction, Student Support Serv**								
0100	Salaries	$409,630	$458,918	$551,299	4.00	$462,120	$462,120	$462,120	4.00
0200	Associated Payroll Costs	183,307	210,627	266,311	-	269,555	269,555	269,555	-
0300	Purchased Services	11,024	71,869	15,400	-	15,862	15,862	15,862	-
0400	Supplies and Materials	39,821	27,205	38,500	-	39,655	39,655	39,655	-
0600	Other Objects	9,553	80,621	100	-	103	103	103	-
	Subtotal Function 2190 - Student Dir, Student Supp	**653,335**	**849,240**	**871,610**	**4.00**	**787,295**	**787,295**	**787,295**	**4.00**
2210	**Improvement of Instruction Services**								
0100	Salaries	$374,630	$331,763	$313,682	2.00	$390,572	$390,572	$390,572	2.21
0200	Associated Payroll Costs	172,631	147,996	171,191	-	198,768	198,768	198,768	-
0300	Purchased Services	3,480	4,952	6,000	-	6,180	6,180	6,180	-
0400	Supplies and Materials	21,519	18,831	24,500	-	23,010	23,010	23,010	-
0600	Other Objects	204	1,925	1,000	-	1,030	1,030	1,030	-
	Subtotal Function 2210 - Imprv of Inst. Svcs	**572,464**	**505,467**	**516,373**	**2.00**	**619,560**	**619,560**	**619,560**	**2.21**
2213	**Curriculum Development**								
0100	Salaries	$17,813	-	-	-	-	-	-	-
0200	Associated Payroll Costs	9,862	-	-	-	-	-	-	-
0300	Purchased Services	9,915	$6,426	$2,000	-	$22,060	$22,060	$22,060	-
0400	Supplies and Materials	$58,682	$39,066	65,000	-	59,000	59,000.00	59,000.00	-
0600	Other Objects	14,496	4,830	-	-	-	-	-	-
	Subtotal Function 2213 - Curriculum Development	**110,768**	**50,322**	**67,000**	**-**	**81,060**	**81,060**	**81,060**	**-**
2230	**Assessment and Testing**								
0300	Purchased Services	-	-	$1,500	-	$1,545	$1,545	$1,545	-
0400	Supplies and Materials	$784	-	3,000	-	-	-	-	-
	Subtotal Function 2230 - Assessment & Testing	**784**	**-**	**4,500**	**-**	**1,545**	**1,545**	**1,545**	**-**
2240	**Instructional Staff Development**								
0100	Salaries	$6,750	-	-	-	-	-	-	-
0200	Associated Payroll Costs	49,950	$52,226	$82,500	-	$82,500	$82,500	$82,500	-
0300	Purchased Services	16,193	4,946	2,700	-	2,781	2,781	2,781	-
0400	Supplies and Materials	431	-	-	-	-	-	-	-
	Subtotal Function 2240 - Instructional Staff Dev	**73,324**	**57,172**	**85,200**	**-**	**85,281**	**85,281**	**85,281**	**-**
2310	**Board of Education**								
0300	Purchased Services	$0	$2,507	$180,000	-	$175,400	$175,400	$175,400	-
0400	Supplies and Materials	8,330	16,859	17,500	-	18,025	18,025	18,025	-
0600	Other Objects	6,813	4,585	7,000	-	7,210	7,210	7,210	-
	Subtotal Function 2310 - Board of Education	**15,143**	**23,951**	**204,500**	**-**	**200,635**	**200,635**	**200,635**	**-**

Estacada School District
Requirements Report by Function-Object
District Wide Services

Function	Description	Actuals FY2324	Actuals FY2425	Adopted FY2526	Adopted FY2526 FTE	Proposed FY2627	Approved FY2627	Adopted FY2627	Adopted FY2627 FTE
Fund 100 - General Fund									
2314	**Election Services**								
0300	Purchased Services	$3,322	-	$3,500	-	$3,605	$3,605	$3,605	-
	Subtotal Function 2314 - Election Services	**3,322**	**-**	**3,500**	**-**	**3,605**	**3,605**	**3,605**	**-**
2317	**Audit Services**								
0300	Purchased Services	$41,750	$69,350	$36,500	-	$57,778	$57,778	$57,778	-
0600	Other Objects	350	-	-	-	-	-	-	-
	Subtotal Function 2317 - Audit Services	**42,100**	**69,350**	**36,500**	**-**	**57,778**	**57,778**	**57,778**	**-**
2321	**Executive Admin Services**								
0100	Salaries	$328,431	$388,993	$394,340	1.60	$413,538	$413,538	$413,538	1.60
0200	Associated Payroll Costs	145,797	158,011	179,270	-	234,905	234,905	234,905	-
0300	Purchased Services	214,389	175,210	12,000	-	12,360	12,360	12,360	-
0400	Supplies and Materials	75,816	84,860	95,000	-	97,850	97,850	97,850	-
0500	Capital Outlay	44,913	-	-	-	-	-	-	-
0600	Other Objects	17,233	24,920	18,500	-	19,055	19,055	19,055	-
	Subtotal Function 2321 - Executive Admin Svcs	**826,579**	**831,994**	**699,110**	**1.60**	**777,708**	**777,708**	**777,708**	**1.60**
2510	**Director of Business Support Svcs**								
0100	Salaries	$170,279	$133,241	$172,175	-	-	-	-	-
0200	Associated Payroll Costs	68,950	54,332	97,823	-	-	-	-	-
0300	Purchased Services	13,025	18,353	19,000	-	$19,570	$19,570	$19,570	-
0400	Supplies and Materials	38,719	26,322	17,000	-	17,510	17,510	17,510	-
0600	Other Objects	3,696	706	1,500	-	1,545	1,545	1,545	-
	Subtotal Function 2510 - Director of Bus Supp Svcs	**294,669**	**232,954**	**307,498**	**-**	**38,625**	**38,625**	**38,625**	**-**
2520	**Fiscal Services**								
0100	Salaries	$215,934	$246,999	$216,959	3.40	$496,656	$496,656	$496,656	4.00
0200	Associated Payroll Costs	124,110	106,514	134,714	-	262,020	262,020	262,020	-
0300	Purchased Services	53,173	91,706	54,500	-	40,685	40,685	40,685	-
0400	Supplies and Materials	19,137	88,621	32,500	-	33,475	33,475	33,475	-
0600	Other Objects	47,987	60,444	25,000	-	30,000	30,000	30,000	-
	Subtotal Function 2520 - Fiscal Services	**460,341**	**594,284**	**463,673**	**3.40**	**862,836**	**862,836**	**862,836**	**4.00**
2528	**Risk Management**								
0100	Salaries	$13,497	-	-	-	-	-	-	-
0200	Associated Payroll Costs	43,118	$24,199	$200,000	-	-	-	-	-
0400	Supplies and Materials	3,209	-	5,000	-	-	-	-	-
0600	Other Objects	440,902	479,566	553,280	-	$666,176	$666,176	$666,176	-
	Subtotal Function 2528 - Risk Management	**500,726**	**503,765**	**758,280**	**-**	**666,176**	**666,176**	**666,176**	**-**

Estacada School District

Requirements Report by Function-Object

District Wide Services

Function	Description	Actuals FY2324	Actuals FY2425	Adopted FY2526	Adopted FY2526 FTE	Proposed FY2627	Approved FY2627	Adopted FY2627	Adopted FY2627 FTE
Fund 100 - General Fund									
2542	**Care and Upkeep of Buildings**								
0100	Salaries	$16,163	$28,267	$2,700	0.75	$300	$300	$300	-
0200	Associated Payroll Costs	8,918	2,741	1,150	-	66	66	66	-
0300	Purchased Services	542	77,145	10,000	-	10,300	10,300	10,300	-
0400	Supplies and Materials	12,623	80,255	14,800	-	15,244	15,244	15,244	-
0600	Other Objects	158	150	-	-	-	-	-	-
	Subtotal Function 2542 - Care and Upkeep Bldgs	**38,404**	**188,558**	**28,650**	**0.75**	**25,910**	**25,910**	**25,910**	**-**
2543	**Care and Upkeep of Grounds**								
0100	Salaries	$88,908	$89,062	$92,302	2.00	$109,878	$109,878	$109,878	2.00
0200	Associated Payroll Costs	46,395	45,374	65,928	-	80,926	80,926	80,926	-
0300	Purchased Services	24,402	29,273	13,000	-	13,391	13,391	13,391	-
0400	Supplies and Materials	25,211	14,659	32,500	-	33,475	33,475	33,475	-
0500	Capital Outlay	309	1,635	-	-	-	-	-	-
0600	Other Objects	137	-	200	-	206	206	206	-
	Subtotal Function 2543 - Care and Upkeep Grnds	**185,362**	**180,003**	**203,930**	**2.00**	**237,876**	**237,876**	**237,876**	**2.00**
2544	**Maintenance Services**								
0100	Salaries	$227,683	$263,223	$266,378	3.00	$293,907	$293,907	$293,907	3.00
0200	Associated Payroll Costs	153,307	162,437	166,406	-	185,064	185,064	185,064	-
0300	Purchased Services	80,564	61,160	90,850	-	93,576	93,576	93,576	-
0400	Supplies and Materials	109,397	66,395	127,600	-	82,828	82,828	82,828	-
0500	Capital Outlay	101,656	-	25,000	-	25,750	25,750	25,750	-
0600	Other Objects	3,249	6,072	2,500	-	2,575	2,575	2,575	-
	Subtotal Function 2544 - Maintenance Services	**675,856**	**559,287**	**678,734**	**3.00**	**683,700**	**683,700**	**683,700**	**3.00**
2546	**Security Services**								
0300	Purchased Services	$121,678	$77,478	$168,000	-	$183,040	$183,040	$183,040	-
	Subtotal Function 2549 - District Utilities	**121,678**	**77,478**	**168,000**	**-**	**183,040**	**183,040**	**183,040**	**-**
2549	**District Utilities**								
0300	Purchased Services	$164,584	$187,788	$273,300	-	$281,766	$281,766	$281,766	-
0600	Other Objects	-	192	250	-	258	258	258	-
	Subtotal Function 2549 - District Utilities	**164,584**	**187,980**	**273,550**	**-**	**282,024**	**282,024**	**282,024**	**-**
2550	**Transportation Services**								
0100	Salaries	$1,047,269	$1,152,091	$1,146,376	18.85	$1,145,531	$1,145,531	$1,145,531	20.20
0200	Associated Payroll Costs	659,761	757,320	828,113	-	849,289	849,289	849,289	-
0300	Purchased Services	86,383	86,393	94,250	-	98,353	98,353	98,353	-
0400	Supplies and Materials	299,763	339,529	332,500	-	342,475	342,475	342,475	-
0500	Capital Outlay	-	70,048	-	-	-	-	-	-
0600	Other Objects	3,127	868	2,000	-	2,060	2,060	2,060	-
	Subtotal Function 2550 - Transportation Svcs	**2,096,303**	**2,406,249**	**2,403,239**	**18.85**	**2,437,708**	**2,437,708**	**2,437,708**	**20.20**

Estacada School District

Requirements Report by Function-Object

District Wide Services

Function	Description	Actuals FY2324	Actuals FY2425	Adopted FY2526	Adopted FY2526 FTE	Proposed FY2627	Approved FY2627	Adopted FY2627	Adopted FY2627 FTE
Fund 100 - General Fund									
2620	**Planning, Research, and Development**								
0300	Purchased Services	$50	$700	-	-	-	-	-	-
0600	Other Objects	-	115	-	-	-	-	-	-
	Subtotal Function 2620 - Planning, Research, Dev	**50**	**815**	**-**	**-**	**-**	**-**	**-**	**-**
2633	**Public Info Services**								
0100	Salaries	$212,731	$238,061	$236,623	2.00	$249,815	$249,815	$249,815	2.00
0200	Associated Payroll Costs	96,444	113,095	130,399	-	138,376	138,376	138,376	-
0300	Purchased Services	63,857	16,076	30,000	-	30,900	30,900	30,900	-
0400	Supplies and Materials	51,540	18,265	30,000	-	16,050	16,050	16,050	-
0500	Capital Outlay	-	9,500	-	-	-	-	-	-
0600	Other Objects	18,932	21,968	-	-	-	-	-	-
	Subtotal Function 2633 - Public Info Services	**443,504**	**416,965**	**427,022**	**2.00**	**435,141**	**435,141**	**435,141**	**2.00**
2639	**Community Engagement**								
0300	Purchased Services	$65,136	$48,513	$45,000	-	$35,000	$35,000	$35,000	-
0400	Supplies and Materials	19,929	14,036	-	-	-	-	-	-
0600	Other Objects	666	2,578	-	-	-	-	-	-
	Subtotal Function 2639 - Community Engagement	**85,731**	**65,127**	**45,000**	**-**	**35,000**	**35,000**	**35,000**	**-**
2642	**Recruitment & Placement**								
0100	Salaries	$213,029	$308,973	$324,752	3.00	$371,947	$371,947	$371,947	3.00
0200	Associated Payroll Costs	89,861	122,293	181,922	-	193,793	193,793	193,793	-
0300	Purchased Services	25,561	36,356	49,500	-	50,985	50,985	50,985	-
0400	Supplies and Materials	28,678	33,491	34,000	-	35,020	35,020	35,020	-
0600	Other Objects	1,501	3,235	3,000	-	3,090	3,090	3,090	-
	Subtotal Function 2642 - Recruitment & Placement	**358,630**	**504,348**	**593,174**	**3.00**	**654,835**	**654,835**	**654,835**	**3.00**
2660	**Technology Services**								
0100	Salaries	$375,974	$452,521	$477,487	6.00	$520,765	$520,765	$520,765	6.00
0200	Associated Payroll Costs	206,730	235,938	300,780	-	316,346	316,346	316,346	-
0300	Purchased Services	127,699	106,181	141,060	-	126,668	126,668	126,668	-
0400	Supplies and Materials	196,377	195,176	225,440	-	180,060	180,060	180,060	-
0500	Capital Outlay	40,076	10,167	-	-	-	-	-	-
0600	Other Objects	34,382	21,784	4,350	-	5,050	5,050	5,050	-
	Subtotal Function 2660 - Technology	**981,238**	**1,021,767**	**1,149,117**	**6.00**	**1,148,889**	**1,148,889**	**1,148,889**	**6.00**
2680	**Interpretation & Translation**								
0100	Salaries	$55,922	$114,839	$115,978	2.00	$61,767	$61,767	$61,767	1.00
0200	Associated Payroll Costs	35,849	66,668	82,344	-	41,740	41,740	41,740	-
0300	Purchased Services	3,038	851	-	-	-	-	-	-
0600	Other Objects	-	519	-	-	-	-	-	-
	Subtotal Function 2680 - Interpretation	**94,809**	**182,877**	**198,322**	**2.00**	**103,507**	**103,507**	**103,507**	**1.00**

Estacada School District

Requirements Report by Function-Object

District Wide Services

Function	Description	Actuals FY2324	Actuals FY2425	Adopted FY2526	Adopted FY2526 FTE	Proposed FY2627	Approved FY2627	Adopted FY2627	Adopted FY2627 FTE
Fund 100 - General Fund									
2700	**Supplemental Retirement**								
0100	Salaries	$50,175	$36,600	$36,600	-	$55,800	$55,800	$55,800	-
0200	Associated Payroll Costs	4,286	2,803	2,983	-	17,461	17,461	17,461	-
	Subtotal Function 2700 - Supplemental Retirement	**54,461**	**39,403**	**39,583**	-	**73,261**	**73,261**	**73,261**	-
3305	**Facility Usage**								
0300	Purchased Services	$250	-	-	-	-	-	-	-
	Subtotal Function 3305 - Facility Usage	**250**	-	-	-	-	-	-	-
3390	**Other Community Services**								
0300	Purchased Services	$0	-	$20,000	-	-	-	-	-
	Subtotal Function 3390 - Other Community Svcs	-	-	**20,000**	-	-	-	-	-
5200	**Transfers of Funds**								
0700	Transfers	$2,332,936	$1,897,865	$1,250,000	-	$1,150,000	$1,150,000	$1,150,000	-
	Subtotal Function 5200 - Transfers of Funds	**2,332,936**	**1,897,865**	**1,250,000**	-	**1,150,000**	**1,150,000**	**1,150,000**	-
6110	**Operating Contingency**								
0800	Other Uses of Funds	-	-	$225,000	-	$225,000	$225,000	$225,000	-
	Subtotal Function 6110 - Operating Contingency	-	-	**225,000**	-	**225,000**	**225,000**	**225,000**	-
7000	**Ending Fund Balance**								
0800	Other Uses of Funds	-	-	$3,006,590	-	$3,409,522	$3,409,522	$3,409,522	-
	Subtotal Function 7000 - Ending Fund Balance	-	-	**3,006,590**	-	**3,409,522**	**3,409,522**	**3,409,522**	-
	Total - District Wide Services	**25,766,702**	**26,561,518**	**31,914,645**	**88.29**	**33,222,746**	**33,222,746**	**33,222,746**	**88.53**

Estacada School District

Requirements Report by Function-Object

Closed Schools

Function	Description	Actuals FY2324	Actuals FY2425	Adopted FY2526	Adopted FY2526 FTE	Proposed FY2627	Proposed FY 2627 FTE	Approved FY2627	Adopted FY2627	Adopted FY2627 FTE
Fund 100 - General Fund										
Eagle Creek Elementary										
1250	**Less Restrictive Progms Students w/Disab**									
0100	Salaries	$20,439	$42	-	-	-	-	-	-	-
0200	Associated Payroll Costs	13,525	13	-	-	-	-	-	-	-
	Subtotal Function 1250 - Less Restrictive Progrms	**33,964**	**55**	-	-	-	-	-	-	-
Three Lynx										
2542	**Care and Upkeep of Buildings**									
0400	Supplies and Materials	-	$12,894	-	-	-	-	-	-	-
	Subtotal Function 2542 - Care and Upkeep Bldgs	-	**12,894**	-	-	-	-	-	-	-
	Total - Closed Schools	**33,964**	**12,949**	-	-	-	-	-	-	-

FUND 200 - SPECIAL REVENUE FUNDS

Estacada School District

Resources Report

Special Revenue

Federal funding has a decline of $693,385 (28.6%) primarly due to an error in budgeting in prior fiscal year, while Other Sources show the strongest relative increase at 42.7% (+$1,759,427), driving total proposed resources up $1,428,435 (11.4%) from the FY2526 adopted budget of $12.6 million.

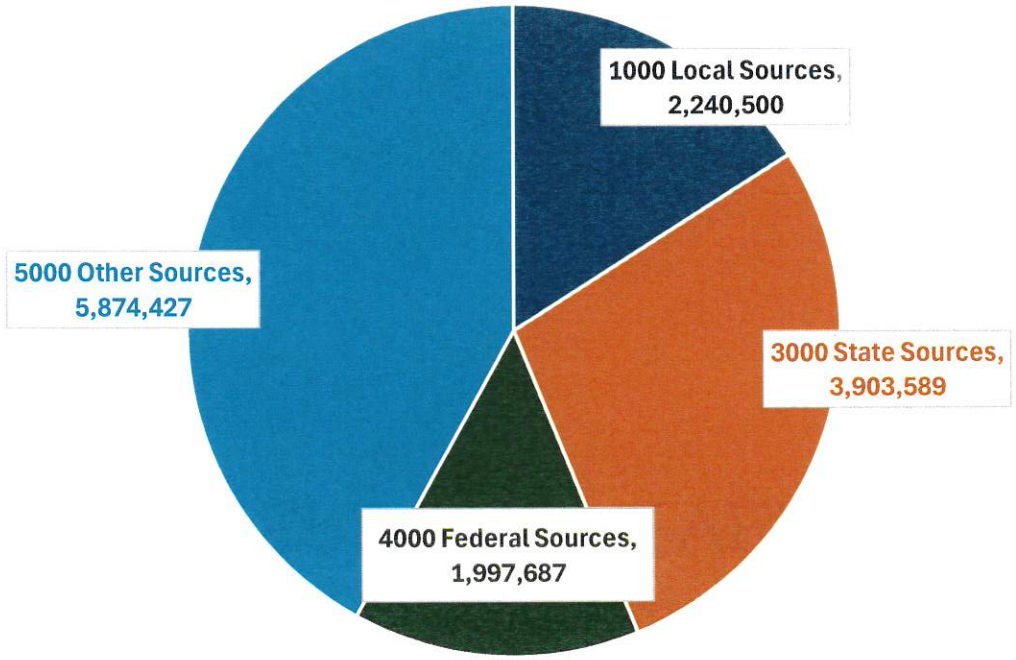

	Actuals FY 2324	Actuals FY2425	Adopted FY2526	Proposed FY2627	Approved FY2627	Adopted FY2627
1000 Local Sources	1,309,499	1,513,222	2,033,600	2,240,500	2,240,500	2,240,500
3000 State Sources	2,551,485	3,184,117	3,748,096	3,903,589	3,903,589	3,903,589
4000 Federal Sources	2,279,461	1,740,247	2,691,072	1,997,687	1,997,687	1,997,687
5000 Other Sources	4,698,525	4,777,489	4,115,000	5,874,427	5,874,427	5,874,427
Total Sources	**10,838,970**	**11,215,075**	**12,587,768**	**14,016,203**	**14,016,203**	**14,016,203**

Estacada School District

Resources by Object

Special Revenue Funds

Object	Description	Actuals FY 2324	Actuals FY2425	Adopted FY2526	Proposed FY2627	Approved FY2627	Adopted FY2627
1321	Tuition From Individuals	-	-	$500,000	$500,000	$500,000	$500,000
1332	Undesignated	$1,920	-	-	-	-	-
1610	Food Services Daily Sales	150,516	$157,965	-	-	-	-
1620	Daily Sales - Non Reimbursable	759	2,865	-	-	-	-
1630	Special Functions - Catering	10,759	1,687	-	-	-	-
1730	Student Membership Dues	644,448	493,022	711,500	711,000	711,000	711,000
1910	Rentals	190	-	-	-	-	-
1920	Contributions / Donations	65,300	22,144	177,500	182,500	182,500	182,500
1990	Miscellaneous	135,026	83,796	144,600	47,000	47,000	47,000
1991	Medicare Reimbursement	300,581	751,743	500,000	800,000	800,000	800,000
Subtotal - 1000 Local Sources		**1,309,499**	**1,513,222**	**2,033,600**	**2,240,500**	**2,240,500**	**2,240,500**
3102	State School Fund - School Lun	$6,354	$6,872	-	-	-	-
3199	Other Unrestricted State Rev	1,680,524	-	-	-	-	-
3299	Other Restricted Grants-In-Aid	864,607	3,177,245	$3,748,096	$3,903,589	$3,903,589	$3,903,589
Subtotal - 3000 State Sources		**2,551,485**	**3,184,117**	**3,748,096**	**3,903,589**	**3,903,589**	**3,903,589**
4500	Restricted Rev From Fed Gov Th	$2,198,094	$1,672,317	$2,591,072	$1,937,687	$1,937,687	$1,937,687
4910	Commondities Donated Usda	81,367	67,930	100,000	60,000	60,000	60,000
Subtotal - 4000 Federal Sources		**2,279,461**	**1,740,247**	**2,691,072**	**1,997,687**	**1,997,687**	**1,997,687**
5200	Interfund Transfers	$1,507,936	$1,194,957	$975,000	$2,958,200	$2,958,200	$2,958,200
5400	Beginning Fund Balance	2,246,791	3,582,532	3,140,000	2,916,227	2,916,227	2,916,227
9770	Beginning Fund Balance	943,776	-	-	-	-	-
9771	Prior Period Adjustment	22	-	-	-	-	-
Subtotal - 5000 Other Sources		**4,698,525**	**4,777,489**	**4,115,000**	**5,874,427**	**5,874,427**	**5,874,427**
	Total Resources	**10,838,970**	**11,215,075**	**12,587,768**	**14,016,203**	**14,016,203**	**14,016,203**

Estacada School District

Resources by Fund

Special Revenue

Fund	Description	1000 Local Sources	3000 State Sources	4000 Federal Sources	5000 Other Sources	Total Sources
201	Title I-A	-	-	316,870	-	316,870
202	IDEA Part B	-	-	505,987	-	505,987
205	Title II-A Improving Teacher	-	-	52,000	-	52,000
206	Title III Language Instruction	-	-	22,210	-	22,210
209	Early Literacy	-	150,827	-	-	150,827
210	IDEA Part B Section 619	-	-	4,500	-	4,500
213	Perkins Basic	-	-	25,000	-	25,000
214	Title IC Migrant Education	-	-	18,000	-	18,000
219	College Scholarship Fund	25,000	-	-	175,000	200,000
222	E-Rate/USAC	10,000	-	-	12,000	22,000
223	Chrome Book Maintenance Account	-	-	-	8,200	8,200
225	Oregon RTI Grant	-	-	-	1,102	1,102
228	High School Success (M98)	-	466,192	-	-	466,192
230	SSA / SIA State Funding	-	2,016,111	-	-	2,016,111
232	Early Indicator and Intervention System Ehs	-	6,000	-	-	6,000
233	MCREN Grant	-	63,000	-	-	63,000
235	Secondary Carreer Pathways (ODE Direct)	-	6,000	-	-	6,000
241	YTP Program	-	-	123,245	-	123,245
250	School Nutritional Services	-	265,000	914,000	250,000	1,429,000
252	Transportation Equipment Fund	-	-	-	376,567	376,567
257	Athletics Sponsorship	55,000	-	-	-	55,000
260	Medicaid Administrative Claiming	800,000	-	-	500,000	1,300,000
262	Curriculum & Instruction	-	-	-	500,000	500,000
263	Tech Replacement	-	-	-	118,200	118,200
264	Turf Replacement	-	-	-	325,000	325,000
265	McKinney-Vento, Edu for Homeless Children & Youth	-	-	15,875	-	15,875
270	Perkins - Reserve Grant	-	2,500	-	-	2,500
275	Legal Services Fund	-	-	-	50,000	50,000
276	Unemployment Fund	-	-	-	25,000	25,000
280	PERS Reserve	-	-	-	3,100,000	3,100,000
290	Student Body Fund	711,000	-	-	400,000	1,111,000
299	Misc Grants	639,500	927,959	-	33,358	1,600,817
		2,240,500	**3,903,589**	**1,997,687**	**5,874,427**	**14,016,203**

Estacada School District

Requirements by Object

Special Revenue Funds

Proposed FY2627 total requirements of $12.7M reflect a 4% increase over the FY2526 adopted budget, primarily driven by growth in Supplies and Materials.

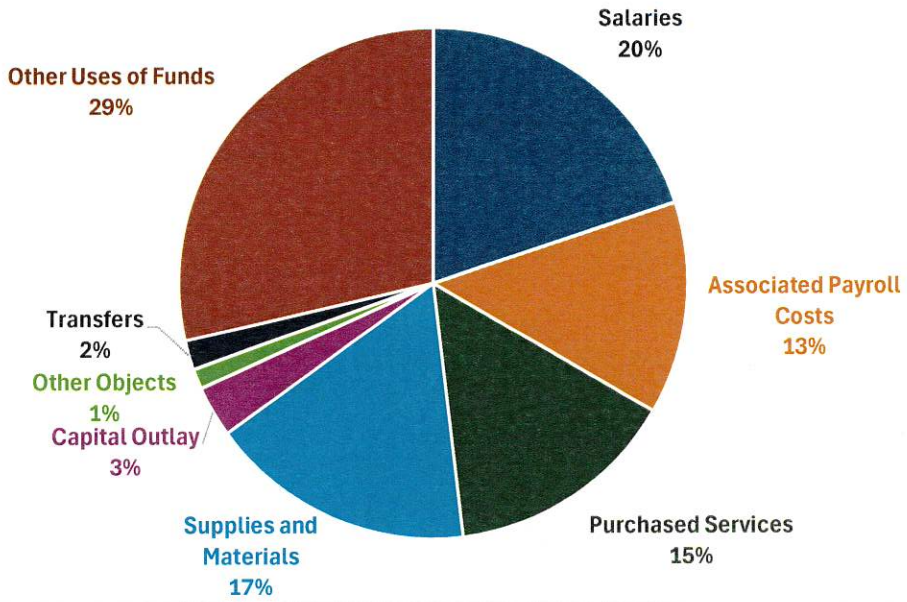

	Actuals FY2324	Actuals FY2425	Adopted FY2526	Adopted FY2526 FTE	Proposed FY2627	Approved FY2627	Adopted FY2627	Adopted FY2627 FTE
Salaries	2,440,929	3,163,554	2,702,557	43.40	2,796,535	2,796,535	2,796,535	42.31
Associated Payroll Costs	1,399,510	1,736,154	1,984,166	-	1,880,248	1,880,248	1,880,248	-
Purchased Services	483,936	701,707	1,444,717	-	2,066,975	2,066,975	2,066,975	-
Supplies and Materials	1,856,357	1,466,302	3,108,326	-	2,366,560	2,366,560	2,366,560	-
Capital Outlay	1,021,432	325,220	470,000	-	458,649	458,649	458,649	-
Other Objects	54,271	165,126	103,000	-	177,934	177,934	177,934	-
Transfers	-	-	250,000	-	259,302	259,302	259,302	-
Other Uses of Funds	-	-	2,525,000	-	4,010,000	4,010,000	4,010,000	-
Total Requirements	**7,256,435**	**7,558,063**	**12,587,766**	**43.40**	**14,016,203**	**14,016,203**	**14,016,203**	**42.31**

Estacada School District

Requirements by Function

Special Revenue Funds

Proposed FY2627 spending is led by Instruction at 41% ($5.1M), with total requirements up modestly from FY2526 adopted budget, driven by increases across Instruction (+$199K), Support Services (+$40K), and Enterprise & Community (+$110K).

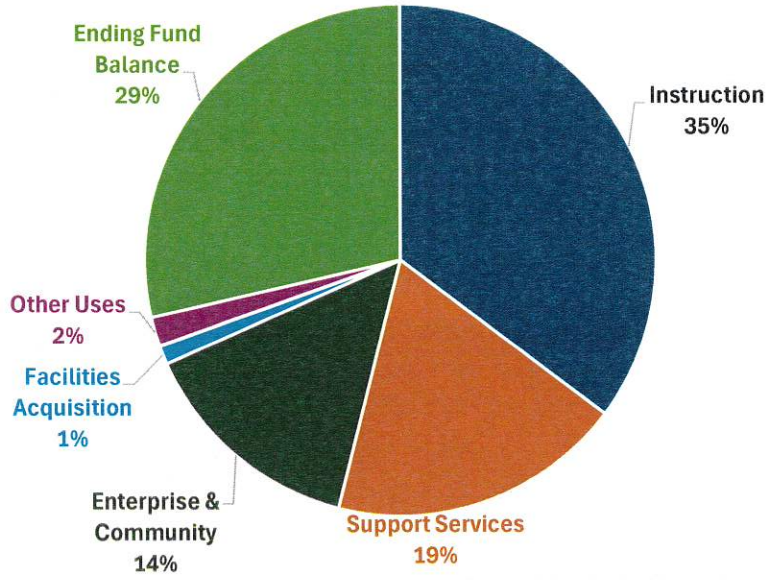

	Actuals FY2324	Actuals FY2425	Adopted FY2526	Adopted FY2526 FTE	Proposed FY2627	Approved FY2627	Adopted FY2627	Adopted FY2627 FTE
Instruction	$3,191,005	$3,929,014	$4,934,831	24.79	$4,942,170	$4,942,170	$4,942,170	22.19
Support Services	2,025,091	2,266,947	2,785,728	8.27	2,617,408	2,617,408	2,617,408	10.01
Enterprise & Community	1,409,287	1,362,102	1,932,207	10.34	2,022,323	2,022,323	2,022,323	10.11
Facilities Acquisition	631,052	-	160,000	-	165,000	165,000	165,000	-
Other Uses	-	-	250,000	-	259,302	259,302	259,302	-
Ending Fund Balance	-	-	2,525,000	-	4,010,000	4,010,000	4,010,000	-
Total Requirements	**7,256,435**	**7,558,063**	**12,587,766**	**43.40**	**14,016,203**	**14,016,203**	**14,016,203**	**42.31**

Estacada School District

Requirements by Fund

Special Revenue Funds

Function	Description	Actuals FY2324	Actuals FY2425	Adopted FY2526	Adopted FY2526 FTE	Proposed FY2627	Proposed FY2627 FTE	Approved FY2627	Adopted FY2627	Adopted FY2627 FTE
201	Title I-A	372,558.00	$375,056	$433,648	2.00	$316,870	2.0000	$316,870	$316,870	2.00
202	IDEA Part B	526,160.00	490,088	505,471	4.13	505,987	3.8750	505,987	505,987	3.88
205	Title IIa Improving Teacher	58,672.00	47,083	65,000	-	52,000	-	52,000	52,000	-
206	Title III Language Instruction	15,333.00	18,714	21,000	-	22,210	-	22,210	22,210	-
209	Early Literacy	154,744.00	167,960	176,824	1.00	150,827	0.7940	150,827	150,827	0.79
210	IDEA Part B Section 619	-	3,670	4,500	-	4,500	-	4,500	4,500	-
212	C-Tec Mini Grants	-	-	30,000	-	-	-	-	-	-
213	Perkins Basic	17,605.00	14,654	25,000	-	25,000	-	25,000	25,000	-
214	Title IC Migrant Education	3,248.00	17,440	15,001	-	18,000	-	18,000	18,000	-
218	Title IV-A Student Sprt & Acdmc Enrchmnt	-	-	32,000	-	-	-	-	-	-
219	College Scholarship Fund	7,525.00	8,500	225,000	-	200,000	-	200,000	200,000	-
222	E-Rate/Usac	64,105.00	8,274	85,000	-	22,000	-	22,000	22,000	-
223	Chrome Book Maintenance Account	-	-	9,100	-	8,200	-	8,200	8,200	-
225	Oregon RTI Grant	-	-	-	-	1,102	-	1,102	1,102	-
228	High School Success (M98)	388,740.00	508,513	460,414	3.02	466,192	3.2150	466,192	466,192	3.22
229	2020-21 Cares Act Esser II Funding	479,769.00	54,417	-	-	-	-	-	-	-
230	SSA / SIA State Funding	1,682,288.00	2,246,901	2,009,398	20.66	2,016,111	20.0665	2,016,111	2,016,111	20.07
231	Essa District Engagement Grant	23,671.00	-	-	-	-	-	-	-	-
232	Early Indicator and Intervention System Ehs	5,573.00	4,304	11,000	-	6,000	-	6,000	6,000	-
233	MCREN Grant	-	18,117	-	-	63,000	-	63,000	63,000	-
234	SPED Educator Stipend Grant	-	50,736	-	-	-	-	-	-	-
235	Secondary Carreer Pathways (ODE Direct)	-	8,812	15,000	-	6,000	-	6,000	6,000	-
236	State Summer Learning Grant	-	24,388	-	-	-	-	-	-	-
238	Summer Meals Expansion/ Start-Up Grant	-	403	-	-	-	-	-	-	-
241	YTP Program	90,442.00	104,970	100,000	1.00	123,245	1.0000	123,245	123,245	1.00
250	School Nutritional Services	1,324,404.00	1,203,702	1,304,499	9.59	1,429,000	9.3564	1,429,000	1,429,000	9.36
252	Transportation Equipment Fund	316,858.00	309,933	425,000	-	376,567	-	376,567	376,567	-
254	High School Extracurricular	-	3,403	-	-	-	-	-	-	-
257	Athletics Sponsorship	39,180.00	31,176	50,000	-	55,000	-	55,000	55,000	-
260	Medicaid Administrative Claiming	228,730.00	684,129	1,251,000	2.00	1,300,000	2.0000	1,300,000	1,300,000	2.00
262	Curriculum & Instruction	263,464.00	145,124	400,000	-	500,000	-	500,000	500,000	-
263	Tech Replacement	137,798.00	210,878	210,000	-	118,200	-	118,200	118,200	-
264	Turf Replacement	-	-	260,000	-	325,000	-	325,000	325,000	-
265	McKinney-Vento, Edu for Homeless Children &	-	-	-	-	15,875	-	15,875	15,875	-
270	Perkins - Reserve Grant	-	1,057	2,500	-	2,500	-	2,500	2,500	-
275	Legal Services Fund	-	-	-	-	50,000	-	50,000	50,000	-
276	Unemployment Fund	-	-	-	-	25,000	-	25,000	25,000	-
280	PERS Reserve	-	-	1,200,000	-	3,100,000	-	3,100,000	3,100,000	-
290	Student Body Fund	648,058.00	490,694	1,111,500	-	1,111,000	-	1,111,000	1,111,000	-
299	Misc Grants	407,510.00	304,967	2,149,911	-	1,600,817	-	1,600,817	1,600,817	-
	Total Requirements	**7,256,435**	**7,558,063**	**12,587,766**	**43.40**	**14,016,203**	**42.3069**	**14,016,203**	**14,016,203**	**42.31**

Estacada School District

Fund 201 - Title I-A

Federal Title I, Part A funding supports districts and schools with high concentrations of students from low-income families, ensuring equitable access to quality education and academically rigorous curriculum aligned to state standards.

Resources by Object

Object	Description	Actuals FY 2324	Actuals FY2425	Adopted FY2526	Proposed FY2627	Approved FY2627	Adopted FY2627
4500	Restricted Rev From Fed Gov Th	$372,558	$375,058	$433,648	$316,870	$316,870	$316,870
Subtotal - 4000 Federal Sources							
	Total Fund 201 - Title I-A Resources	**372,558**	**375,058**	**433,648**	**316,870**	**316,870**	**316,870**

Requirements by Function

Function	Description	Actuals FY2324	Actuals FY2425	Adopted FY2526	Adopted FY2526 FTE	Proposed FY2627	Approved FY2627	Adopted FY2627	Proposed FY2627 FTE
1272	**Title 1-A/D**								
0100	Salaries	$219,702	$219,740	$238,063	2.00	$191,246	$191,246	$191,246	2.00
0200	Associated Payroll Costs	145,451	149,961	172,021	-	112,662	112,662	112,662	-
0400	Supplies and Materials	7,142	1,894	8,064	-	4,803	4,803	4,803	-
0600	Other Objects	-	-	-	-	1,273	1,273	1,273	-
	Subtotal 1272 Title I-A/D	**372,295**	**371,595**	**418,148**	**2.00**	**309,984**	**309,984**	**309,984**	**2.00**
2240	**Instructional Staff Development**								
0300	Purchased Services	-	-	$14,500	-	$6,386	$6,386	$6,386	-
	Subtotal 2240 Instructional Staff Dev	**-**	**-**	**14,500**	**-**	**6,386**	**6,386**	**6,386**	**-**
3300	**Community Services**								
0400	Supplies and Materials	-	$1,763	-	-	-	-	-	-
	Subtotal 3300 Community Services	**-**	**1,763**	**-**	**-**	**-**	**-**	**-**	**-**
3361	**Homeless**								
0400	Supplies and Materials	$263	$1,698	$1,000	-	$500	$500	$500	-
	Subtotal 3361 Homeless	**263**	**1,698**	**1,000**	**-**	**500**	**500**	**500**	**-**
	Total Fund 201 - Title I-A Requirements	**372,558**	**375,056**	**433,648**	**2.00**	**316,870**	**316,870**	**316,870**	**2.00**

Estacada School District

Fund 202 - IDEA Part B 611

The Individuals with Disabilities Education Act (IDEA) Part B grant supports children experiencing disabilities aged 3 through 21

Resources by Object

Object	Description	Actuals FY 2324	Actuals FY2425	Adopted FY2526	Proposed FY2627	Approved FY2627	Adopted FY2627
4500	Restricted Rev From Fed Gov Th	$526,165	$490,088	$505,472	$505,987	$505,987	$505,987
Subtotal - 4000 Federal Sources							
	Total Fund 202 - IDEA Part B 611 Resources	**526,165**	**490,088**	**505,472**	**505,987**	**505,987**	**505,987**

Requirements by Function

Function	Description	Actuals FY2324	Actuals FY2425	Adopted FY2526	Adopted FY2526 FTE	Proposed FY2627	Approved FY2627	Adopted FY2627	Adopted FY2627 FTE
1221	**Learning Centers**								
0100	Salaries	$69	-	-	-	-	-	-	-
0200	Associated Payroll Costs	21	-	-	-	-	-	-	-
	Subtotal 1272 Title I-A/D	**90**	**-**	**-**	**-**	**-**	**-**	**-**	**-**
2152	**Speech Pathology**								
0100	Salaries	$215,708	$252,438	$256,797	3.88	$291,801	291,801	291,801	3.88
0200	Associated Payroll Costs	112,124	121,620	180,136	-	180,292	180,292	180,292	-
	Subtotal 2152 Speech Pathology	**327,832**	**374,058**	**436,933**	**3.88**	**472,093**	**472,093**	**472,093**	**3.88**
2160	**Other Student Treatment**								
100	Salaries	$43,469	$19,846	$20,838	0.25	$15,362	15,362	15,362	-
0200	Associated Payroll Costs	22,965	5,492	17,650	-	6,164	6,164	6,164	-
0300	Purchased Services	116,379	76,325	19,745	-	-	-	-	-
	Subtotal 2160 Other Student Treatment	**182,813**	**101,663**	**58,233**	**0.25**	**21,526**	**21,526**	**21,526**	**-**

Estacada School District

Fund 202 - IDEA Part B 611

The Individuals with Disabilities Education Act (IDEA) Part B grant supports children experiencing disabilities aged 3 through 21

Resources by Object

Object	Description	Actuals FY 2324	Actuals FY2425	Adopted FY2526	Proposed FY2627	Approved FY2627	Adopted FY2627
4500	Restricted Rev From Fed Gov Th	$526,165	$490,088	$505,472	$505,987	$505,987	$505,987
Subtotal - 4000 Federal Sources							
Total Fund 202 - IDEA Part B 611 Resources		**526,165**	**490,088**	**505,472**	**505,987**	**505,987**	**505,987**

Requirements by Function

Function	Description	Actuals FY2324	Actuals FY2425	Adopted FY2526	Adopted FY2526 FTE	Proposed FY2627	Approved FY2627	Adopted FY2627	Adopted FY2627 FTE
2190	**Service Direction, Student Support**								
0100	Salaries	$1,486	$2,601	-	-	-	-	-	-
0200	Associated Payroll Costs	363	641	-	-	-	-	-	-
0400	Supplies and Materials	4,320	-	-	-	-	-	-	-
0600	Other Objects	-	1,886	-	-	$12,368	12,368	12,368	-
	Subtotal 2190 Service Direction, Student	**6,169**	**5,128**	**-**	**-**	**12,368**	**12,368**	**12,368**	**-**
2210	**Improvement of Instruction Svcs**								
0100	Salaries	$7,000	$7,000	7,350.00	-	-	-	-	-
0200	Associated Payroll Costs	2,256	2,239	2,955.00	-	-	-	-	-
	Subtotal 2210 Improvement of Inst. Svcs	**9,256**	**9,239**	**10,305**	**-**	**-**	**-**	**-**	**-**
Total Fund 202 - IDEA Part B 611 Requirements		**526,160**	**490,088**	**505,471**	**4.13**	**505,987**	**505,987**	**505,987**	**3.88**

Estacada School District

Fund 205 - Title II-A Improving Teachers

The purpose of Title II, Part A is to improve teacher and leader quality and focuses on preparing, training, and recruiting high-quality teachers and principals.

Resources by Object

Object	Description	Actuals FY 2324	Actuals FY2425	Adopted FY2526	Proposed FY2627	Approved FY2627	Adopted FY2627
4500	Restricted Rev From Fed Gov Th	$58,673	$47,082	$65,000	$52,000	$52,000	$52,000
Subtotal - 4000 Federal Sources							
	Total Fund 205 - Title II-A Resources	**58,673**	**47,082**	**65,000**	**52,000**	**52,000**	**52,000**

Requirements by Function

Function	Description	Actuals FY2324	Actuals FY2425	Adopted FY2526	Adopted FY2526 FTE	Proposed FY2627	Approved FY2627	Adopted FY2627	Adopted FY2627 FTE
2211	**Service Area Direction**								
0300	Purchased Services	-	6,659	-	-	-	-	-	-
	Subtotal 2211 Service Area Direction	**-**	**6,659**	**-**	**-**	**-**	**-**	**-**	**-**
2240	**Instructional Staff Development**								
0100	Salaries	$24,905	$26,404	$29,925	-	$12,225	$12,225	12,225.00	-
0200	Associated Payroll Costs	8,094	8,846	12,233	-	3,862	3,862	3,862	-
0300	Purchased Services	-	200	13,411	-	25,629	25,629	25,629	-
0600	Other Objects	-	-	3,000	-	3,120	3,120	3,120	-
	Subtotal 2240 Instructional Staff Dev	**32,999**	**35,450**	**58,569**	**-**	**44,836**	**44,836**	**44,836**	**-**
2213	**Curriculum Development**								
0300	Purchased Services	$25,673	$4,974	$6,431	-	$7,164	7,164	7,164	-
	Subtotal 2213 - Curriculum Development	**25,673**	**4,974**	**6,431**	**-**	**7,164**	**7,164**	**7,164**	**-**
	Total Fund 205 - Title II-A Requirements	**58,672**	**47,083**	**65,000**	**-**	**52,000**	**52,000**	**52,000**	**-**

Estacada School District

Fund 206 - Title III Language Instruction

The purpose of Title III, is to assist educators, school district leaders and educational partners in the implementation of programs that support multilingual learners in accessing and benefiting from a world-class, well-rounded and equitable education system.

Resources by Object

Object	Description	Actuals FY 2324	Actuals FY2425	Adopted FY2526	Proposed FY2627	Approved FY2627	Adopted FY2627
4500	Restricted Rev From Fed Gov Th	$15,333	$18,714	$21,000	$22,210	$22,210	$22,210
Subtotal - 4000 Federal Sources							
	Total Fund 206 - Title III Resources	**15,333**	**18,714**	**21,000**	**22,210**	**22,210**	**22,210**

Requirements by Function

Function	Description	Actuals FY2324	Actuals FY2425	Adopted FY2526	Adopted FY2526 FTE	Proposed FY2627	Approved FY2627	Adopted FY2627	Adopted FY2627 FTE
1291	**English Language Learner**								
0300	Purchased Services	$3,524	$8,058	$10,500	-	$10,868	$10,868	$10,868	-
0400	Supplies and Materials	11,809	8,437	10,500	-	10,082	10,082	10,082	-
0600	Other Objects	-	-	-	-	1,260	1,260	1,260	-
	Subtotal 1291 - English Language Learner	**15,333**	**16,495**	**21,000**	-	**22,210**	**22,210**	**22,210**	-
3300	**Community Services**								
0400	Supplies and Materials	-	$2,219	-	-	-	-	-	-
	Subtotal 3300 - Community Services	-	2,219	-	-	-		-	-
	Total Fund 206 - Title III Requirements	**15,333**	**18,714**	**21,000**	-	**22,210**	**22,210**	**22,210**	-

Estacada School District

Fund 209 - Early Literacy

Oregon's Early Literacy Framework aims to build educator capacity and foster belonging to ensure all elementary students achieve reading and writing proficiency in at least one language by the end of elementary school.

Resources by Object

Object	Description	Actuals FY 2324	Actuals FY2425	Adopted FY2526	Proposed FY2627	Approved FY2627	Adopted FY2627
3299	Other Restricted Grants-In-Aid	$154,744	$163,416	$176,824	$150,827	$150,827	$150,827
Subtotal - 3000 State Sources							
Total Fund 209 - Early Literacy Resources		**154,744**	**163,416**	**176,824**	**150,827**	**150,827**	**150,827**

Requirements by Function

Function	Description	Actuals FY2324	Actuals FY2425	Adopted FY2526	Adopted FY2526 FTE	Proposed FY2627	Approved FY2627	Adopted FY2627	Adopted FY2627 FTE
1111	**Elementary, K-5**								
0300	Purchased Services	$22,390	$6,375	$4,330	-	$3,603	$3,603	$3,603	-
0400	Supplies and Materials	132,354	1,133	-	-	3,933	3,933	3,933	-
	Subtotal 1111 - Elementary, K-5	**154,744**	**7,508**	**4,330**	**-**	**7,536**	**7,536**	**7,536**	**-**
2210	**Improvement of Instruction Services**								
0100	Salaries	$0	$105,516	$106,567	1.0000	$90,200	$90,200	$90,200	0.79
0200	Associated Payroll Costs	-	54,936	65,927	-	53,091	53,091	53,091	-
0600	Other Objects	-	-	-	-	-	-	-	-
	Subtotal 2210 - Improvement of Inst Svcs	**-**	**160,452**	**172,494**	**1.0000**	**143,291**	**143,291**	**143,291**	**0.79**
Total Fund 209 - Early Literacy Requirements		**154,744**	**167,960**	**176,824**	**1.0000**	**150,827**	**150,827**	**150,827**	**0.79**

Estacada School District

Fund 210 - IDEA Part B 619

IDEA Part B supports children experiencing disabilities aged 3 through 21; Section 619 provides additional support for eligible children aged 3 through 5.

Resources by Object

Object	Description	Actuals FY 2324	Actuals FY2425	Adopted FY2526	Proposed FY2627	Approved FY2627	Adopted FY2627
4500	Restricted Rev From Fed Gov Th	$0	$3,670	$4,500	$4,500	$4,500	$4,500
Subtotal - 4000 Federal Sources							
	Total Fund 210 - IDEA Part B 619 Resources	**-**	**3,670**	**4,500**	**4,500**	**4,500**	**4,500**

Requirements by Function

Function	Description	Actuals FY2324	Actuals FY2425	Adopted FY2526	Adopted FY2526 FTE	Proposed FY2627	Approved FY2627	Adopted FY2627	Adopted FY2627 FTE
1220	**Restrictive Pgrms for Students With Disabilities**								
0400	Supplies and Materials	$0	$3,670	$4,500	-	$4,230	$4,230	$4,230	-
0600	Other Objects	-	-	-	-	270	270	270	-
	Subtotal 1220 - Restr Pgrms Students w/ Disab	**-**	**3,670**	**4,500**	**-**	**4,500**	**4,500**	**4,500.00**	**-**
	Total Fund 210 - IDEA Part B 619 Requirements	**-**	**3,670**	**4,500**	**-**	**4,500**	**4,500**	**4,500.00**	**-**

Estacada School District

Fund 212 - CTEC Mini Grants

Sunsetted program, for historical purposes only.

Resources by Object

Object	Description	Actuals FY 2324	Actuals FY2425	Adopted FY2526	Proposed FY2627	Approved FY2627	Adopted FY2627
4500	Restricted Rev From Fed Gov Th	-	-	30,000	-	-	-
Subtotal - 4000 Federal Sources							
Total Fund 212 - CTEC Mini Grants Resources		-	-	**30,000**	-	-	-

Requirements by Function

Function	Description	Actuals FY2324	Actuals FY2425	Adopted FY2526	Adopted FY2526 FTE	Proposed FY2627	Approved FY2627	Adopted FY2627	Adopted FY2627 FTE
1131	**High School Programs**								
0300	Purchased Services	-	-	$10,000	-	-	-	-	-
0400	Supplies and Materials	-	-	10,000	-	-	-	-	-
0500	Capital Outlay	-	-	10,000	-	-	-	-	-
	Subtotal 1131 - High School Programs	-	-	**30,000**	-	-	-	-	-
Total Fund 212 - CTEC Mini Grants Requirements		-	-	**30,000**	-	-	-	-	-

Estacada School District

Fund 213 - Perkins Basic

Oregon's Perkins V grants provide federal funding to support Career and Technical Education (CTE) programs across the state, helping secondary and postsecondary students develop academic and technical workforce skills.

Resources by Object

Object	Description	Actuals FY 2324	Actuals FY2425	Adopted FY2526	Proposed FY2627	Approved FY2627	Adopted FY2627
4500	Restricted Rev From Fed Gov Th	$17,604	$14,655	$25,000	$25,000	$25,000	$25,000
Subtotal - 4000 Federal Sources							
	Total Fund 213 - Perkins Basic Resources	**17,604**	**14,655**	**25,000**	**25,000**	**25,000**	**25,000**

Requirements by Function

Function	Description	Actuals FY2324	Actuals FY2425	Adopted FY2526	Adopted FY2526 FTE	Proposed FY2627	Approved FY2627	Adopted FY2627	Adopted FY2627 FTE
1131	**High School Programs**								
0300	Purchased Services	$1,197	$6,186	-	-	-	-	-	-
0400	Supplies and Materials	15,133.00	6,468.00	$25,000	-	$25,000	$25,000	$25,000	-
0600	Other Objects	1,275	2,000	-	-	-	-	-	-
	Subtotal 1131 - High School Programs	**17,605**	**14,654**	**25,000**	**-**	**25,000**	**25,000**	**25,000**	**-**
	Total Fund 213 - Perkins Basic Requirements	**17,605**	**14,654**	**25,000**	**-**	**25,000**	**25,000**	**25,000**	**-**

Estacada School District

Fund 214 - Title IC Migrant Education

The Title I-C Migrant Education Program is a foundational federal initiative that helps ensure migrant students have equitable access to high-quality public education.

Resources by Object

Object	Description	Actuals FY 2324	Actuals FY2425	Adopted FY2526	Proposed FY2627	Approved FY2627	Adopted FY2627
4500	Restricted Rev From Fed Gov Th	$3,248	$17,439	$15,000	$18,000	$18,000	$18,000
Subtotal - 4000 Federal Sources							
	Total Fund 214 - Title IC Migrant Resources	**3,248**	**17,439**	**15,000**	**18,000**	**18,000**	**18,000**

Requirements by Function

Function	Description	Actuals FY2324	Actuals FY2425	Adopted FY2526	Adopted FY2526 FTE	Proposed FY2627	Approved FY2627	Adopted FY2627	Adopted FY2627 FTE
1293	**Migrant Education**								
0100	Salaries	-	$10,000	$10,000	-	$10,000	$10,000	$10,000	-
0200	Associated Payroll Costs	$523	3,207	4,015	-	3,851	3,851	3,851	-
0300	Purchased Services	636	2,113	-	-	2,479	2,479	2,479	-
0400	Supplies and Materials	2,089	1,994	986	-	1,670	1,670	1,670	-
0600	Other Objects	-	126	-	-	-	-	-	-
	Subtotal 1293 Migrant Education	**3,248**	**17,440**	**15,001**	**-**	**18,000**	**18,000**	**18,000**	**-**
	Total Fund 214 - Title IC Migrant Requirements	**3,248**	**17,440**	**15,001**	**-**	**18,000**	**18,000**	**18,000**	**-**

Estacada School District

Fund 218 - Title IV-A Student Sprt & Academic Enrichment

Title IV-A is intended to increase the capacity of educational agencies, schools, and communities to provide all students with access to a well-rounded education, improve school learning conditions, and enhance the use of technology to boost academic achievement and digital literacy. This is budgeted with Title I-A FY2627.

Resources by Object

Object	Description	Actuals FY 2324	Actuals FY2425	Adopted FY2526	Proposed FY2627	Approved FY2627	Adopted FY2627
4500	Restricted Rev From Fed Gov Th	-	-	$32,000	-	-	-
Subtotal - 4000 Federal Sources							
	Total Fund 218 - Title IV-A Resources	**-**	**-**	**32,000**	**-**	**-**	**-**

Requirements by Function

Function	Description	Actuals FY2324	Actuals FY2425	Adopted FY2526	Adopted FY2526 FTE	Proposed FY2627	Approved FY2627	Adopted FY2627	Adopted FY2627 FTE
1111	**Elementary, K-5**								
0400	Supplies and Materials	-	-	$16,000	-	-	-	-	-
	Subtotal 1111 Elementary, K-5	**-**	**-**	**16,000**	**-**	**-**			
1121	**Middle/Junior High Programs**								
0400	Supplies and Materials	-	-	$8,000	-	-	-	-	-
	Subtotal 1121 Middle/Junior High Programs	**-**	**-**	**8,000**	**-**	**-**			
1131	**High School Programs**								
0400	Supplies and Materials	-	-	$8,000	-	-	-	-	-
	Subtotal 1131 High School Programs	**-**	**-**	**8,000**	**-**	**-**			
	Total Fund 218 - Title IV-A Requirements	**-**	**-**	**32,000**	**-**	**-**	**-**	**-**	**-**

Estacada School District

Fund 219 - College Scholarship Fund

This fund provides financial support to students throughout the year through various privately donated college scholarship awards.

Resources by Object

Object	Description	Actuals FY 2324	Actuals FY2425	Adopted FY2526	Proposed FY2627	Approved FY2627	Adopted FY2627
1920	Contributions/Donations	$16,500	-	$25,000	$25,000	$25,000	$25,000
Subtotal - 1000 Local Sources							
5400	Beginning Fund Balance	-	196,478	200,000	175,000	175,000	$175,000
Subtotal - 5000 Other Sources							
Total Fund 219 - College Scholarship Resources		**16,500**	**196,478**	**225,000**	**200,000**	**200,000**	**200,000**

Requirements by Function

Function	Description	Actuals FY2324	Actuals FY2425	Adopted FY2526	Adopted FY2526 FTE	Proposed FY2627	Approved FY2627	Adopted FY2627	Adopted FY2627 FTE
3390	**Other Community Services**								
0300	Purchased Services	$7,525	$8,500	$225,000	-	$200,000	$200,000	$200,000	-
	Subtotal 3390 Other Community Services	**7,525**	**8,500**	**225,000**	**-**	**200,000**	**200,000**	**200,000**	**-**
	Fund 219 - College Scholarship Requirements	**7,525**	**8,500**	**225,000**	**-**	**200,000**	**200,000**	**200,000**	**-**

Estacada School District

Fund 222 - E-Rate/USAC

E-Rate is a federal program administered by USAC that provides schools discounted funding for internet access, broadband, and networking equipment, with higher discounts given to schools serving more low-income students.

Resources by Object

Object	Description	Actuals FY 2324	Actuals FY2425	Adopted FY2526	Proposed FY2627	Approved FY2627	Adopted FY2627
1990	Miscellaneous	$76,513	3,350.00	$65,000	$10,000	$10,000	$10,000
Subtotal - 1000 Local Sources							
5400	Beginning Fund Balance	-	22,787	20,000	12,000	12,000	12,000
Subtotal - 5000 Other Sources							
	Total Fund 222 - E-Rate/USAC Resources	**76,513**	**26,137**	**85,000**	**22,000**	**22,000**	**22,000**

Requirements by Function

Function	Description	Actuals FY2324	Actuals FY2425	Adopted FY2526	Adopted FY2526 FTE	Proposed FY2627	Approved FY2627	Adopted FY2627	Adopted FY2627 FTE
2660	**Technology Services**								
0300	Purchased Services	$64,105	$8,274	$50,000	-	$10,000	$10,000	$10,000	-
0400	Supplies and Materials	-	-	35,000	-	12,000	12,000	12,000	-
	Subtotal 2660 - Technology Services	**64,105**	**8,274**	**85,000**	**-**	**22,000**	**22,000**	**22,000**	**-**
	Total Fund 222 - E-Rate/USAC Requirements	**64,105**	**8,274**	**85,000**	**-**	**22,000**	**22,000**	**22,000**	**-**

Estacada School District

Fund 223 - Chromebook Maintenance

Sunsetted program, fund balance carryover being transferred to tech replacement fund.

Resources by Object

Object	Description	Actuals FY 2324	Actuals FY2425	Adopted FY2526	Proposed FY2627	Approved FY2627	Adopted FY2627
1990	Miscellaneous	$50	-	$100	-	-	-
Subtotal - 1000 Local Sources							
5400	Beginning Fund Balance	-	$8,196	9,000	$8,200	$8,200	$8,200
Subtotal - 5000 Other Sources							
	Total Fund 223 - Chromebook Maint Resources	**50**	**8,196**	**9,100**	**8,200**	**8,200**	**8,200**

Requirements by Function

Function	Description	Actuals FY2324	Actuals FY2425	Adopted FY2526	Adopted FY2526 FTE	Proposed FY2627	Approved FY2627	Adopted FY2627	Adopted FY2627 FTE
2660	**Technology Services**								
0400	Supplies and Materials	-	-	9,100	-	-	-	-	-
	Subtotal 2660 Technology Services	-	-	**9,100**	-	-	-	-	-
5200	**Transfers of Funds**								
0700	Transfers	-	-	-	-	8,200	8,200	8,200	-
	Subtotal 5200 Transfers of Funds	-	-	-	-	**8,200**	8,200	**8,200**	-
	Total Fund 223 - Chromebook Maint Requirements	-	-	**9,100**	-	**8,200**	8,200	**8,200**	-

Estacada School District

Fund 225 - Oregon RTI Grant

Sunsetted program, fund balance carryover being transferred to general fund.

Resources by Object

Object	Description	Actuals FY 2324	Actuals FY2425	Adopted FY2526	Proposed FY2627	Approved FY2627	Adopted FY2627
5400	Beginning Fund Balance	-	$1,102	-	$1,102	$1,102	$1,102
Subtotal - 5000 Other Sources							
	Total Fund 225 - Oregon RTI Grant Resources	**-**	**1,102**	**-**	**1,102**	**1,102**	**1,102**

Requirements by Function

Function	Description	Actuals FY2324	Actuals FY2425	Adopted FY2526	Adopted FY2526 FTE	Proposed FY2627	Approved FY2627	Adopted FY2627	Adopted FY2627 FTE
5200	**Transfers of Funds**								
0700	Transfers	-	-	-	-	$1,102	$1,102	$1,102	-
	Subtotal 5200 Transfers of Funds	**-**	**-**	**-**	**-**	**1,102**	1,102	**1,102**	-
	Total Fund 225 - Oregon RTI Grant Requirements	-	-	-	-	**1,102**	**1,102**	**1,102**	-

Estacada School District

Fund 228 - High School Success (Measure 98)

The High School Success grant program provides per-pupil funding to school districts to support dropout prevention, college credit opportunities, and CTE expansion, with the goal of improving graduation rates and preparing students for college and careers.

Resources by Object

Object	Description	Actuals FY 2324	Actuals FY2425	Adopted FY2526	Proposed FY2627	Approved FY2627	Adopted FY2627
3299	Other Restricted Grants-In-Aid	388,909.00	$506,982	$460,414	$466,192	$466,192	$466,192
Subtotal - 3000 State Sources							
Total Fund 228 - High School Success Resources		**388,909**	**506,982**	**460,414**	**466,192**	**466,192**	**466,192**

Requirements by Function

Function	Description	Actuals FY2324	Actuals FY2425	Adopted FY2526	Adopted FY2526 FTE	Proposed FY2627	Approved FY2627	Adopted FY2627	Adopted FY2627 FTE
1131	**High School Programs**								
0100	Salaries	$176,789	$189,606	$201,323	2.88	$210,111	$210,111	$210,111	2.88
0200	Associated Payroll Costs	76,254	85,334	138,133	-	127,170	127,170	127,170	-
0300	Purchased Services	53,405	38,821	36,500	-	9,443	9,443	9,443	-
0400	Supplies and Materials	21,185	36,455	84,458	-	41,564	41,564	41,564	-
0600	Other Objects	1,083	-	-	-	-	-	-	-
	Subtotal 1131 High School Programs	**328,716**	**350,216**	**460,414**	**2.88**	**388,288**	**388,288**	**388,288**	**2.88**
2410	**Office of the Principal**								
0100	Salaries	39,465	103,000	-	0.15	50,300	50,300	50,300	0.34
0200	Associated Payroll Costs	20,559	53,701	-	-	27,604	27,604	27,604	-
0300	Purchased Services	-	1,596	-	-	-	-	-	-
0400	Supplies and Materials	-	-	-	-	-	-	-	-
0600	Other Objects	-	-	-	-	-	-	-	-
	Subtotal 2410 Office of the Principal	**60,024**	**158,297**	**-**	**0.15**	**77,904**	**77,904**	**77,904**	**0.34**
	Fund 228 - High School Success Requirements	**388,740**	**508,513**	**460,414**	**3.02**	**466,192**	**466,192**	**466,192**	**3.22**

Estacada School District

Fund 229 - 2020-21 Cares Act ESSER II Funding

Sunsetted program, for historical purposes only.

Resources by Object

Object	Description	Actuals FY 2324	Actuals FY2425	Adopted FY2526	Proposed FY2627	Approved FY2627	Adopted FY2627
4500	Restricted Rev From Fed Gov Th	$479,770	$54,416	-	-	-	-
Subtotal - 4000 Federal Sources							
	Total Fund 229 - ESSER II Resources	**479,770**	**54,416**	-	-	-	-

Requirements by Function

Function	Description	Actuals FY2324	Actuals FY2425	Adopted FY2526	Adopted FY2526 FTE	Proposed FY2627	Approved FY2627	Adopted FY2627	Adopted FY2627 FTE
1121	**Middle/Junior High Programs**								
0500	Capital Outlay	40,000	-	-	-	-	-	-	-
	Subtotal 1121 Middle/Junior High Programs	**40,000**	-	-	-	-	-	-	-
1400	**Summer School**								
0100	Salaries	8,679	23,823	-	-	-	-	-	-
0200	Associated Payroll Costs	2,925	4,577	-	-	-	-	-	-
	Subtotal 1400 - Summer School	**11,604**	**28,400**	-	-	-	-	-	-
2542	**Care and Upkeep of Buildings**								
100	Salaries	-	26,017	-	-	-	-	-	-
	Subtotal 2542 - Care and Upkeep Buildings	-	**26,017**	-	-	-	-	-	-
2660	**Technology Services**								
0500	Capital Outlay	40,059	-	-	-	-	-	-	-
	Subtotal 2660 - Technology Services	**40,059**	-	-	-	-	-	-	-
4150	**Food Services**								
0400	Supplies and Materials	5,747	-	-	-	-	-	-	-
0500	Capital Outlay	382,359	-	-	-	-	-	-	-
	Subtotal 4150 - Food Services	**388,106**	-	-	-	-	-	-	-
	Total Fund 229 - 2020-21 ESSER II Requirements	**479,769**	**54,417**	-	-	-	-	-	-

Estacada School District

Fund 230 - SSA/SIA State Funding

The Student Investment Account provides non-competitive grant money to address mental and behavioral health needs and reduce academic disparities for students; of color and tribal/indigenous students, who experience disabilities, who are bilingual, navigating poverty, houselessness, and foster care, and who have historically experienced academic disparities.

Resources by Object

Object	Description	Actuals FY 2324	Actuals FY2425	Adopted FY2526	Proposed FY2627	Approved FY2627	Adopted FY2627
3299	Other Restricted Grants-In-Aid	-	$2,234,643	$2,009,399	$2,016,111	$2,016,111	$2,016,111
Subtotal - 3000 State Sources							
Total Fund 230 - SSA/SIA State Funding Resources		-	**2,234,643**	**2,009,399**	**2,016,111**	**2,016,111**	**2,016,111**

Requirements by Function

Function	Description	Actuals FY2324	Actuals FY2425	Adopted FY2526	Adopted FY2526 FTE	Proposed FY2627	Approved FY2627	Adopted FY2627	Adopted FY2627 FTE
1111	**Elementary, K-5**								
100	Salaries	$321,552	$526,269	$414,618	7.60	$276,066	$276,066	$276,066	6.00
0200	Associated Payroll Costs	202,014	307,984	338,430	-	215,120	215,120	215,120	-
0300	Purchased Services	3,657	-	-	-	-	-	-	-
0400	Supplies and Materials	318	-	-	-	-	-	-	-
0600	Other Objects	-	-	-	-	37,732	37,732	37,732	-
	Subtotal 1111 Elementary, K-5	**527,541**	**834,253**	**753,048**	**7.60**	**528,918**	**528,918**	**528,918**	**6.00**
1121	**Middle/Junior High Programs**								
0100	Salaries	128,113	167,199	147,181	4.69	192,453	192,453	192,453	4.69
0200	Associated Payroll Costs	66,068	95,520	110,816	-	163,897	163,897	163,897	-
0300	Purchased Services	2,296	-	-	-	-	-	-	-
0400	Supplies and Materials	3,250	13,800	-	-	-	-	-	-
	Subtotal 1121 Middle/Junior High Programs	**199,727**	**276,519**	**257,997**	**4.69**	**356,350**	**356,350**	**356,350**	**4.69**
1131	**High School Programs**								
0100	Salaries	115,688	165,705	182,573	4.13	140,239	140,239	140,239	3.13
0200	Associated Payroll Costs	76,489	146,742	157,008	-	110,884	110,884	110,884	-
0300	Purchased Services	9,718.00	-	-	-	-	-	-	-
0400	Supplies and Materials	3,250	3,850	-	-	-	-	-	-
	Subtotal 1131 High School Programs	**205,145**	**316,297**	**339,581**	**4.13**	**251,123**	**251,123**	**251,123**	**3.13**
1291	**English Language Learner**								
100	Salaries	85,421	251,215	136,403	2.50	249,113	249,113	249,113	2.50
0200	Associated Payroll Costs	48,131	138,015	86,196	-	148,309	148,309	148,309	-
	Subtotal 1291 English Language Learner	**133,552**	**389,230**	**222,599**	**2.50**	**397,422**	**397,422**	**397,422**	**2.50**

Estacada School District

Fund 230 - SSA/SIA State Funding

The Student Investment Account provides non-competitive grant money to address mental and behavioral health needs and reduce academic disparities for students; of color and tribal/indigenous students, who experience disabilities, who are bilingual, navigating poverty, houselessness, and foster care, and who have historically experienced academic disparities.

Resources by Object

Object	Description	Actuals FY 2324	Actuals FY2425	Adopted FY2526	Proposed FY2627	Approved FY2627	Adopted FY2627
3299	Other Restricted Grants-In-Aid	-	$2,234,643	$2,009,399	$2,016,111	$2,016,111	$2,016,111
Subtotal - 3000 State Sources							
Total Fund 230 - SSA/SIA State Funding Resources		**-**	**2,234,643**	**2,009,399**	**2,016,111**	**2,016,111**	**2,016,111**

Requirements by Function

Function	Description	Actuals FY2324	Actuals FY2425	Adopted FY2526	Adopted FY2526 FTE	Proposed FY2627	Approved FY2627	Adopted FY2627	Adopted FY2627 FTE
2113	**Social Work Services**								
100	Salaries	60,515	62,101	69,620	-	75,394	75,394	75,394	1.00
0200	Associated Payroll Costs	37,209	38,240	47,689	-	41,340	41,340	41,340	-
	Subtotal 2113 Social Work Services	**97,724**	**100,341**	**117,309**	**-**	**116,734**	**116,734**	**116,734**	**1.00**
2122	**Counseling Services**								
100	Salaries	39,831	63,242	68,022	1.00	138,818	138,818	138,818	2.00
0200	Associated Payroll Costs	28,595	22,253	39,905	-	92,471	92,471	92,471	-
	Subtotal 2122 Counseling Services	**68,426**	**85,495**	**107,927**	**1.00**	**231,289**	**231,289**	**231,289**	**2.00**
2210	**Improvement of Instruction Services**								
100	Salaries	144,787	2,115	4,388	-	-	-	-	-
0200	Associated Payroll Costs	64,438	321	-	-	-	-	-	-
	Subtotal 2210 Improvement of Instruction	**209,225**	**2,436**	**4,388**	**-**	**-**	**-**	**-**	**-**
2240	**Instructional Staff Development**								
0400	Supplies and Materials	-	-	80,558	-	7,000	7,000	7,000	-
0600	Other Objects	-	95,114	-	-	-	-	-	-
	Subtotal 2240 Instructional Staff Development	**-**	**95,114**	**80,558**	**-**	**7,000**	**7,000**	**7,000**	**-**
2410	**Office of the Principal**								
100	Salaries	105,300	30,760	-	-	-	-	-	-
0200	Associated Payroll Costs	53,746	13,796	-	-	-	-	-	-
	Subtotal 2410 Office of the Principal	**159,046**	**44,556**	**-**	**-**	**-**	**-**	**-**	**-**

Estacada School District

Fund 230 - SSA/SIA State Funding

The Student Investment Account provides non-competitive grant money to address mental and behavioral health needs and reduce academic disparities for students; of color and tribal/indigenous students, who experience disabilities, who are bilingual, navigating poverty, houselessness, and foster care, and who have historically experienced academic disparities.

Resources by Object

Object	Description	Actuals FY 2324	Actuals FY2425	Adopted FY2526	Proposed FY2627	Approved FY2627	Adopted FY2627
3299	Other Restricted Grants-In-Aid	-	$2,234,643	$2,009,399	$2,016,111	$2,016,111	$2,016,111
Subtotal - 3000 State Sources							
Total Fund 230 - SSA/SIA State Funding Resources		-	**2,234,643**	**2,009,399**	**2,016,111**	**2,016,111**	**2,016,111**

Requirements by Function

Function	Description	Actuals FY2324	Actuals FY2425	Adopted FY2526	Adopted FY2526 FTE	Proposed FY2627	Approved FY2627	Adopted FY2627	Adopted FY2627 FTE
2680	**Interpretation & Translation Services**								
100	Salaries	3,919	2,027	129	-	-	-	-	-
0200	Associated Payroll Costs	3,150	655	52	-	-	-	-	-
	Subtotal 2680 Interpretation & Translation	**7,069**	**2,682**	**181**	**-**	**-**	-	**-**	**-**
3390	**Other Community Services**								
100	Salaries	63,825	74,663	75,274	0.75	78,176	78,176	78,176	0.75
0200	Associated Payroll Costs	11,008	25,315	50,536	-	49,099	49,099	49,099	-
	Subtotal 3390 Other Community Services	**74,833**	**99,978**	**125,810**	**0.75**	**127,275**	**127,275**	**127,275**	**0.75**
	Total Fund 230 - SSA/SIA Requirements	**1,682,288**	**2,246,901**	**2,009,398**	**20.66**	**2,016,111**	**2,016,111**	**2,016,111**	**20.07**

Estacada School District

Fund 231 - ESSA District Engagement Grant

Sunsetted program, for historical purposes only.

Resources by Object

Object	Description	Actuals FY 2324	Actuals FY2425	Adopted FY2526	Proposed FY2627	Approved FY2627	Adopted FY2627
4500	Restricted Rev From Fed Gov Th	$23,671	-	-	-	-	-
Subtotal - 4000 Federal Sources							
	Fund 231 - ESSA District Engagement Resources	**23,671**	-	-	-	-	-

Requirements by Function

Function	Description	Actuals FY2324	Actuals FY2425	Adopted FY2526	Adopted FY2526 FTE	Proposed FY2627	Approved FY2627	Adopted FY2627	Adopted FY2627 FTE
2210	**Improvement of Instruction Services**								
0400	Supplies and Materials	23,671	-	-	-	-	-	-	-
	Subtotal 2210 Improvement of Instruction	**23,671**	-	-	-	-	-	-	-
	Fund 231 - ESSA District Engagement Requirements	**23,671**	-	-	-	-	-	-	-

Estacada School District

Fund 232 - Early Indicator and Intervention System

Oregon's Early Indicator and Intervention Systems (EIIS) is a statewide data system that helps schools identify students at risk of not graduating and connect them with timely supports and interventions to keep them on track toward success.

Resources by Object

Object	Description	Actuals FY 2324	Actuals FY2425	Adopted FY2526	Proposed FY2627	Approved FY2627	Adopted FY2627
3299	Other Restricted Grants-In-Aid	$5,573	$5,707	$6,000	$6,000	$6,000	$6,000
Subtotal - 3000 State Sources							
4500	Restricted Rev From Fed Gov Th	-	-	5,000	-	-	-
Subtotal - 4000 Federal Sources							
	Total Fund 232 - EIIS Resources	**5,573**	**5,707**	**11,000**	**6,000**	**6,000**	**6,000**

Requirements by Function

Function	Description	Actuals FY2324	Actuals FY2425	Adopted FY2526	Adopted FY2526 FTE	Proposed FY2627	Approved FY2627	Adopted FY2627	Adopted FY2627 FTE
2120	**Counseling Services**								
0400	Supplies and Materials	-	-	6,794	-	1,690	1,690	1,690	-
	Subtotal 2122 Counseling Services	-	-	**6,794**	-	**1,690**	**1,690**	**1,690**	-
2210	**Improvement of Instruction Services**								
100	Salaries	4,108	3,000	3,000	-	3,000	3,000	3,000	-
0200	Associated Payroll Costs	1,465	962	1,206	-	1,013	1,013	1,013	-
0600	Other Objects	-	342	-	-	297	297	297	-
	Subtotal 2210 Improvement of Instruction	**5,573**	**4,304**	**4,206**	-	**4,310**	**4,310**	**4,310**	
	Total Fund 232 - EIIS Requirements	**5,573**	**4,304**	**11,000**	-	**6,000**	**6,000**	**6,000**	-

Estacada School District

Fund 233 - MCREN Grant

Oregon's Regional Educator Network (REN) grant funds one of ten regional networks across the state to provide educators with equitable access to high-quality, culturally responsive professional learning and support, with a focus on improving educator recruitment, retention, and collaboration across districts of all sizes.

Resources by Object

Object	Description	Actuals FY 2324	Actuals FY2425	Adopted FY2526	Proposed FY2627	Approved FY2627	Adopted FY2627
3299	Other Restricted Grants-In-Aid	-	-	-	$63,000	$63,000	$63,000
Subtotal - 3000 State Sources							
	Total Fund 233 - MCREN Grant Resources	**-**	**-**	**-**	**63,000**	**63,000**	**63,000**

Requirements by Function

Function	Description	Actuals FY2324	Actuals FY2425	Adopted FY2526	Adopted FY2526 FTE	Proposed FY2627	Approved FY2627	Adopted FY2627	Adopted FY2627 FTE
2210	**Improvement of Instruction Services**								
0300	Purchased Services	-	16,086	-	-	50,000	50,000	50,000	-
0400	Supplies and Materials	-	2,031	-	-	12,500	12,500	12,500	-
0600	Other Objects	-	-	-	-	500	500	500	-
	Subtotal 2210 Improvement of Instruction	**-**	**18,117**	**-**	**-**	**63,000**	**63,000**	**63,000**	**-**
	Total Fund 233 - MCREN Grant Requirements	**-**	**18,117**	**-**	**-**	**63,000**	**63,000**	**63,000**	**-**

Estacada School District

Fund 234 - SPED Educator Stipend

Sunsetted program, for historical purposes only.

Resources by Object

Object	Description	Actuals FY 2324	Actuals FY2425	Adopted FY2526	Proposed FY2627	Approved FY2627	Adopted FY2627
3299	Other Restricted Grants-in-Aid	-	$38,344	-	-	-	-
Subtotal - 3000 State Sources							
5200	Beginning Fund Balance	-	12,392	-	-	-	-
Subtotal - 5000 - Other Sources							
	Total Fund 234 - SPED Educator Resources	-	**50,736**	-	-	-	-

Requirements by Function

Function	Description	Actuals FY2324	Actuals FY2425	Adopted FY2526	Adopted FY2526 FTE	Proposed FY2627	Approved FY2627	Adopted FY2627	Adopted FY2627 FTE
1250	**Less Restrictive Progms Students w/Disab**								
100	Salaries	-	38,790	-	-	-	-	-	-
0200	Associated Payroll Costs	-	11,946	-	-	-	-	-	-
	Subtotal 1250 - Less Rest Progms Students w/ Disab	-	**50,736**	-	-	-	-	-	-
	Total Fund 234 - SPED Educator Requirements	-	**50,736**	-	-	-	-	-	-

Estacada School District

Fund 235 - Secondary Career Pathways

Career Pathway is intended to incentivize school districts to develop programs that increase the number and diversity of students who earn three or more credits in a high quality CTE program that is a pathway to high wage and in-demand jobs.

Resources by Object

Object	Description	Actuals FY 2324	Actuals FY2425	Adopted FY2526	Proposed FY2627	Approved FY2627	Adopted FY2627
3299	Other Restricted Grants-In-Aid	-	$8,813	$15,000	$6,000	$6,000	$6,000
Subtotal - 3000 State Sources							
	Total Fund 235 - Career Pathways Resources	**-**	**8,813**	**15,000**	**6,000**	**6,000**	**6,000**

Requirements by Function

Function	Description	Actuals FY2324	Actuals FY2425	Adopted FY2526	Adopted FY2526 FTE	Proposed FY2627	Approved FY2627	Adopted FY2627	Adopted FY2627 FTE
1131	**High School Programs**								
0300	Purchased Services	-	-	-	-	500	500	500	-
0400	Supplies and Materials	-	8,330	15,000	-	5,140	5,140	5,140	-
0600	Other Objects	-	482	-	-	360	360	360	-
	Subtotal 1131 High School Programs	**-**	**8,812**	**15,000**	**-**	**6,000**	**6,000**	**6,000**	**-**
	Total Fund 235 - Career Pathways Requirements	**-**	**8,812**	**15,000**	**-**	**6,000**	**6,000**	**6,000**	**-**

Estacada School District

Fund 236 - Summer Learning Grant

Sunsetted program, for historical purposes only.

Resources by Object

Object	Description	Actuals FY 2324	Actuals FY2425	Adopted FY2526	Proposed FY2627	Approved FY2627	Adopted FY2627
3299	Other Restricted Grants-In-Aid	-	$24,389	-	-	-	-
Subtotal - 3000 State Sources							
	Total Fund 236 - Summer Learning Resources	-	**24,389**	-	-	-	-

Requirements by Function

Function	Description	Actuals FY2324	Actuals FY2425	Adopted FY2526	Adopted FY2526 FTE	Proposed FY2627	Approved FY2627	Adopted FY2627	Adopted FY2627 FTE
1131	**High School Programs**								
0100	Salaries	-	1,112	-	-	-	-	-	-
0200	Associated Payroll Costs	-	388	-	-	-	-	-	-
	Subtotal 1131 High School Programs	-	**1,500**	-	-	-	-	-	-
2210	**Improvement of Instruction Services**								
0400	Supplies and Materials	-	21,508	-	-	-	-	-	-
0600	Other Objects	-	1,380	-	-	-	-	-	-
	Subtotal 2210 - Improvement of Instruction Svcs	-	**22,888**	-	-	-	-	-	-
	Total Fund 236 - Summer Learning Requirements	-	**24,388**	-	-	-	-	-	-

Estacada School District

Fund 238 - Summer Meals Expansion Start-Up Grant

Sunsetted program, for historical purposes only.

Resources by Object

Object	Description	Actuals FY 2324	Actuals FY2425	Adopted FY2526	Proposed FY2627	Approved FY2627	Adopted FY2627
5200	Beginning Fund Balance	-	$402	-	-	-	-
Subtotal - 5000 Other Sources							
	Total Fund 238 - Summer Meals Resources	-	402	-	-	-	-

Requirements by Function

Function	Description	Actuals FY2324	Actuals FY2425	Adopted FY2526	Adopted FY2526 FTE	Proposed FY2627	Approved FY2627	Adopted FY2627	Adopted FY2627 FTE
3100	**Food Services**								
100	Salaries	-	300	-	-	-	-	-	-
0200	Associated Payroll Costs	-	103	-	-	-	-	-	-
	Subtotal 3100 Food Services	-	403	-	-	-	-	-	-
	Total Fund 238 - Summer Meals Requirements	-	403	-	-	-	-	-	-

Estacada School District

Fund 241 - YTP Grant

YTP provides Pre-Employment Transition Services (Pre-ETS) to students with disabilities. The purpose of the program is to prepare students for employment or career related post-secondary education or training.

Resources by Object

Object	Description	Actuals FY 2324	Actuals FY2425	Adopted FY2526	Proposed FY2627	Approved FY2627	Adopted FY2627
3299	Other Restricted Grants-In-Aid	-	-	$25,000	-	-	-
Subtotal - 3000 State Sources							
4500	Restricted Rev From Fed Gov Th	90,444	57,865	75,000	$123,245	$123,245	$123,245
Subtotal - 4000 Federal Sources							
	Total Fund 241 - YTP Grant Resources	**90,444**	**57,865**	**100,000**	**123,245**	**123,245**	**123,245**

Requirements by Function

Function	Description	Actuals FY2324	Actuals FY2425	Adopted FY2526	Adopted FY2526 FTE	Proposed FY2627	Approved FY2627	Adopted FY2627	Adopted FY2627 FTE
1250	**Less Restrictive Progms Students w/Disab**								
100	Salaries	50,553	56,408	53,731	1.00	76,396	76,396	76,396	1.00
0200	Associated Payroll Costs	35,825	47,823	41,189	-	46,634	46,634	46,634	-
0300	Purchased Services	3,944	739	-	-	-	-	-	-
0400	Supplies and Materials	120	-	5,080	-	215	215	215	-
	Subtotal 1250 - Less Rest Pgrms Students w/ Disab	**90,442**	**104,970**	**100,000**	**1.00**	**123,245**	**123,245**	**123,245**	**1.00**
	Total Fund 241 - YTP Grant Requirements	**90,442**	**104,970**	**100,000**	**1.00**	**123,245**	**123,245**	**123,245**	**1.00**

Estacada School District

Fund 250 - School Nutrition Services

The National School Lunch Program (NSLP) is a federally assisted meal program operating in public and nonprofit private schools and residential childcare institutions, providing nutritionally balanced, no-cost lunches to children each school day.

Resources by Object

Object	Description	Actuals FY 2324	Actuals FY2425	Adopted FY2526	Proposed FY2627	Approved FY2627	Adopted FY2627
1610	Food Services Daily Sales	150,516	157,965	-	-	-	-
1620	Daily Sales - Non Reimbursable Program	759	2,865	-	-	-	
1630	Special Functions - Catering	10,759	1,687	-	-	-	-
1920	Contributions/Donations	9,008	855	-	-	-	-
Subtotal - 1000 Local Sources		**171,042**	**163,372**	**-**	**-**	**-**	**-**
3102	State School Fund - School Lunch Match	6,354	6,872	-	-	-	-
3199	Other Unrestricted State Rev	(5,606)	-	-	-	-	-
3299	Other Restricted Grants-In-Aid	49,923	23,188	$125,000	$265,000	$265,000	$265,000
Subtotal - 3000 State Sources		**50,671**	**30,060**	**125,000**	**265,000**	**265,000**	**265,000**
4500	Restricted Rev From Fed Gov Th	529,151	565,755	879,500	854,000	854,000	854,000
4910	Commondities Donated USDA	81,367	67,930	100,000	60,000	60,000	60,000
Subtotal - 4000 Federal Sources		**610,518**	**633,685**	**979,500**	**914,000**	**1,179,000**	**914,000**
5200	Interfund Transfers	582,936	319,117	200,000	250,000	250,000	250,000
5400	Beginning Fund Balance	2,346	93,108	-	-	-	-
Subtotal - 5000 Other Sources							
	Total Fund 250 - Nutrition Resources	**1,417,513**	**1,239,342**	**1,304,500**	**1,429,000**	**1,694,000**	**1,429,000**

Requirements by Function

Function	Description	Actuals FY2324	Actuals FY2425	Adopted FY2526	Adopted FY2526 FTE	Proposed FY2627	Approved FY2627	Adopted FY2627	Adopted FY2627 FTE
3100	**Food Services**								
100	Salaries	432,285	437,201	464,388	9.59	459,253	459,253	459,253	9.36
0200	Associated Payroll Costs	294,567	257,540	400,084	-	350,161	350,161	350,161	-
0300	Purchased Services	7,333	1,834	-	-	3,500	3,500	3,500	-
0400	Supplies and Materials	589,105	498,369	440,027	-	593,500	593,500	593,500	-
0500	Capital Outlay	-	-	-	-	1,832	1,832	1,832	-
0600	Other Objects	1,114	8,758	-	-	20,754	20,754	20,754	-
0700	Transfers	-	-	-	-	-	-	-	-
0800	Other Uses of Funds	-	-	-	-	-	-	-	-
	Subtotal 3100 Food Services	**1,324,404**	**1,203,702**	**1,304,499**	**9.59**	**1,429,000**	**1,429,000**	**1,429,000**	**9.36**
	Total Fund 250 - Nutrition Requirements	**1,324,404**	**1,203,702**	**1,304,499**	**9.59**	**1,429,000**	**1,429,000**	**1,429,000**	**9.36**

Estacada School District

Fund 252 - Transportation Equipment Fund

The Transportation Equipment Fund is an internally funded fund to help offset the costs of new transportation equipment as needed throughout the year.

Resources by Object

Object	Description	Actuals FY 2324	Actuals FY2425	Adopted FY2526	Proposed FY2627	Approved FY2627	Adopted FY2627
4500	Restricted Rev From Fed Gov Th	79,215	-	-	-	-	-
Subtotal - 4000 Federal Sources		**79,215**	-	-	-	-	-
5200	Interfund Transfers	250,000	170,000	200,000	150,000	150,000	150,000
5400	Beginning Fund Balance	-	266,499	225,000	226,567	226,567	226,567
Subtotal - 5000 Other Sources							
	Total Fund 252 - Transportation Resources	**329,215**	**436,499**	**425,000**	**376,567**	**376,567**	**376,567**

Requirements by Function

Function	Description	Actuals FY2324	Actuals FY2425	Adopted FY2526	Adopted FY2526 FTE	Proposed FY2627	Approved FY2627	Adopted FY2627	Adopted FY2627 FTE
2550	**Transportation**								
0400	Supplies and Materials	-	-	50,000	-	40,000	40,000	40,000	-
0500	Capital Outlay	316,858	309,930	250,000	-	236,567	236,567	236,567	-
0600	Other Objects	-	3	-	-	-	-	-	-
	Subtotal 2550 Transportation	**316,858**	**309,933**	**300,000**	**-**	**276,567**	**276,567**	**276,567**	**-**
7000	**Ending Fund Balance**								
0800	Other Uses of Funds	-	-	125,000	-	100,000	100,000	100,000	-
	Subtotal 7000 Ending Fund Balance	**-**	**-**	**125,000**	-	**100,000**	**100,000**	**100,000**	**-**
	Total Fund 252 - Transportation Requirements	**316,858**	**309,933**	**425,000**	**-**	**376,567**	**376,567**	**376,567**	**-**

Estacada School District

Fund 254 - High School Extracurricular

Sunsetted program, for historical purposes only.

Resources by Object

Object	Description	Actuals FY 2324	Actuals FY2425	Adopted FY2526	Proposed FY2627	Approved FY2627	Adopted FY2627
5200	Interfund Transfers	-	3,401	-	-	-	-
Subtotal - 5000 Other Sources							
	Total Fund 254 - HS Extracurricular Resources	-	**3,401**	-	-	-	-

Requirements by Function

Function	Description	Actuals FY2324	Actuals FY2425	Adopted FY2526	Adopted FY2526 FTE	Proposed FY2627	Approved FY2627	Adopted FY2627	Adopted FY2627 FTE
1122	**Middle/Junior High School Extracurricular**								
100	Salaries	-	180	-	-	-	-	-	-
0200	Associated Payroll Costs	-	59	-	-	-	-	-	-
	Subtotal 1122 Middle School Extracurricular	-	**239**	-	-	-	-		
1132	**High School Extracurricular**								
0100	Salaries	-	2,395	-	-	-	-	-	-
0200	Associated Payroll Costs	-	769	-	-	-	-	-	-
	Subtotal 1132 High School Extracurricular	-	**3,164**	-	-	-	-	-	-
	Total Fund 254 - HS Extracurricular Requirements	-	**3,403**	-	-	-	-	-	-

Estacada School District

Fund 257 - Athletics Sponsorship

The Athletics Sponsorship program is funded by private donations from businesses in the area that helps offset the costs of the High School Athletics Program throughout the school year.

Resources by Object

Object	Description	Actuals FY 2324	Actuals FY2425	Adopted FY2526	Proposed FY2627	Approved FY2627	Adopted FY2627
1920	Contributions/Donations	$39,792	$20,789	$50,000	$55,000	$55,000	$55,000
Subtotal - 1000 Local Sources		**39,792**	**20,789**	**50,000**	**55,000**	**55,000**	**55,000**
5400	Beginning Fund Balance	-	9,983	-	-	-	-
Subtotal - 5000 Other Sources							
Total Fund 257 - Athletics Sponsorship Resources		**39,792**	**30,772**	**50,000**	**55,000**	**55,000**	**55,000**

Requirements by Function

Function	Description	Actuals FY2324	Actuals FY2425	Adopted FY2526	Adopted FY2526 FTE	Proposed FY2627	Approved FY2627	Adopted FY2627	Adopted FY2627 FTE
1132	**High School Extracurricular**								
0300	Purchased Services	30,121	24,880	30,000	-	34,300	34,300	34,300	-
0400	Supplies and Materials	9,059	6,296	20,000	-	20,700	20,700	20,700	-
	Subtotal 1132 High School Extracurricular	**39,180**	**31,176**	**50,000**	**-**	**55,000**	**55,000**	**55,000**	**-**
	Fund 257 - Athletics Sponsorship Requirements	**39,180**	**31,176**	**50,000**	**-**	**55,000**	**55,000**	**55,000**	**-**

Estacada School District

Fund 260 - Medicaid Administrative Claiming

Medicaid Administrative Claiming (MAC) is a leveraging program that provides reimbursement for claimable activities related to the administration of Medicaid.

Resources by Object

Object	Description	Actuals FY 2324	Actuals FY2425	Adopted FY2526	Proposed FY2627	Approved FY2627	Adopted FY2627
1991	Medicare Reimbursement	300,581	751,743	500,000	800,000	800,000	800,000
Subtotal - 1000 Local Sources		**300,581**	**751,743**	**500,000**	**800,000**	**800,000**	**800,000**
5400	Beginning Fund Balance	532,328	604,178	751,000	500,000	500,000	500,000
Subtotal - 5000 Other Sources							
Total Fund 260 - MAC Resources		**832,909**	**1,355,921**	**1,251,000**	**1,300,000**	**1,300,000**	**1,300,000**

Requirements by Function

Function	Description	Actuals FY2324	Actuals FY2425	Adopted FY2526	Adopted FY2526 FTE	Proposed FY2627	Approved FY2627	Adopted FY2627	Adopted FY2627 FTE
1281	**Public Alternative Programs**								
0300	Purchased Services	-	280,444	-	-	600,000	600,000	600,000	-
	Subtotal 1281 - Public Alternative Programs	**-**	**280,444**	**-**	**-**	**600,000**	**600,000**	**600,000**	**-**
2110	**Attendance and Social Work Services**								
0400	Supplies and Materials	-	-	155,205	-	3,640	3,640	3,640	-
	Subtotal 2110 - Attendance and Social Work Services	**-**	**-**	**155,205**	**-**	**3,640**	**3,640**	**3,640**	**-**
2140	**Psychological Services**								
100	Salaries	140,503	265,068	189,573	2.0000	221,382	221,382	221,382	2.00
0200	Associated Payroll Costs	83,194	132,899	106,222	-	118,060	118,060	118,060	-
0300	Purchased Services	-	4,891	-	-	6,918	6,918	6,918	-
0400	Supplies and Materials	5,033	827	-	-	-	-	-	-
	Subtotal 2140 - Psychological Services	**228,730**	**403,685**	**295,795**	**2.0000**	**346,360**	**346,360**	**346,360**	**2.00**
7000	**Unappropriated Ending Fund Balance**								
0800	Other Uses of Funds	-	-	800,000	-	350,000	350,000	350,000	-
	Subtotal 7000 - Ending Fund Balance	**-**	**-**	**800,000**	**-**	**350,000**	**350,000**	**350,000**	**-**
Total Fund 260 - MAC Requirements		**228,730**	**684,129**	**1,251,000**	**2.0000**	**1,300,000**	**1,300,000**	**1,300,000**	**2.00**

Estacada School District

Fund 262 - Curriculum & Instruction

The Curriculum & Instruction fund is an internally funded fund to help offset the costs of new curriculum each year.

Resources by Object

Object	Description	Actuals FY 2324	Actuals FY2425	Adopted FY2526	Proposed FY2627	Approved FY2627	Adopted FY2627
5200	Interfund Transfers	300,000	300,000	300,000	400,000	400,000	400,000
5400	Beginning Fund Balance	107,239	143,775	100,000	100,000	100,000	100,000
Subtotal - 5000 Other Sources							
	Total Fund 262 - Curriculum Resources	**407,239**	**443,775**	**400,000**	**500,000**	**500,000**	**500,000**

Requirements by Function

Function	Description	Actuals FY2324	Actuals FY2425	Adopted FY2526	Adopted FY2526 FTE	Proposed FY2627	Approved FY2627	Adopted FY2627	Adopted FY2627 FTE
1111	**Elementary, K-5**								
0300	Purchased Services	(13,039)	(10,039)	-	-	-	-	-	-
0400	Supplies and Materials	46,447	110,237	150,000	-	155,250	155,250	155,250	-
0600	Other Objects	13,039	-	-	-	-	-	-	-
	Subtotal 1111 - Elementary, K-5	**46,447**	**100,198**	**150,000**	**-**	**155,250**	**155,250**	**155,250**	**-**
1121	**Middle/Junior High Programs**								
0400	Supplies and Materials	195,283	15,586	100,000	-	103,500	103,500	103,500	-
0600	Other Objects	-	13,039	-	-	-	-	-	-
	Subtotal 1121 - Middle/Junior High Programs	**195,283**	**28,625**	**100,000**	**-**	**103,500**	**103,500**	**103,500**	**-**
1131	**High School Programs**								
0400	Supplies and Materials	(3,286)	(8,719)	100,000	-	191,250	191,250	191,250	-
0600	Other Objects	25,020	25,020	-	-	-	-	-	-
	Subtotal 1131 - High School Programs	**21,734**	**16,301**	**100,000**	**-**	**191,250**	**191,250**	**191,250**	**-**
7000	**Unappropriated Ending Fund Balance**								
0800	Other Uses of Funds	-	-	50,000	-	50,000	50,000	50,000	-
	Subtotal 7000 - Ending Fund Balance	**-**	**-**	**50,000**	**-**	**50,000**	**50,000**	**50,000**	**-**
	Total Fund 262 - Curriculum Requirements	**263,464**	**145,124**	**400,000**	**-**	**500,000**	**500,000**	**500,000**	**-**

Estacada School District

Fund 263 - Tech Replacement

The Tech Replacement fund is an internally funded fund to help offset the costs of new technology for the district each year.

Resources by Object

Object	Description	Actuals FY 2324	Actuals FY2425	Adopted FY2526	Proposed FY2627	Approved FY2627	Adopted FY2627
5200	Interfund Transfers	210,000	210,000	210,000	118,200	118,200	118,200
5400	Beginning Fund Balance	-	72,202	-	-	-	-
Subtotal - 5000 Other Sources							
	Total Fund 263 - Tech Replacement Resources	**210,000**	**282,202**	**210,000**	**118,200**	**118,200**	**118,200**

Requirements by Function

Function	Description	Actuals FY2324	Actuals FY2425	Adopted FY2526	Adopted FY2526 FTE	Proposed FY2627	Approved FY2627	Adopted FY2627	Adopted FY2627 FTE
2660	**Technology Services**								
0400	Supplies and Materials	137,798	210,878	210,000	-	118,200	118,200	118,200	-
	Subtotal 2660 - Technology Services	**137,798**	**210,878**	**210,000**	**-**	**118,200**	**118,200**	**118,200**	**-**
	Total Fund 263 - Tech Replacement Requirements	**137,798**	**210,878**	**210,000**	**-**	**118,200**	**118,200**	**118,200**	**-**

Estacada School District

Fund 264 - Turf Replacement

The Turf Replacement fund is an internally funded fund to help offset the costs of new turf as needed for the district.

Resources by Object

Object	Description	Actuals FY 2324	Actuals FY2425	Adopted FY2526	Proposed FY2627	Approved FY2627	Adopted FY2627
5200	Interfund Transfers	65,000	65,000	65,000	65,000	65,000	65,000
5400	Beginning Fund Balance	65,000	130,000	195,000	260,000	260,000	260,000
Subtotal - 5000 Other Sources							
	Total Fund 264 - Turf Replacement Resources	**130,000**	**195,000**	**260,000**	**325,000**	**325,000**	**325,000**

Requirements by Function

Function	Description	Actuals FY2324	Actuals FY2425	Adopted FY2526	Adopted FY2526 FTE	Proposed FY2627	Approved FY2627	Adopted FY2627	Adopted FY2627 FTE
4150	**Building Acquisition, Construction & Impr**								
0500	Capital Outlay	-	-	60,000	-	65,000	65,000	65,000	-
	Subtotal 4150 - Building Acquisition, Construction	**-**	**-**	**60,000**	**-**	**65,000**	**65,000**	**65,000**	**-**
7000	**Unappropriated Ending Fund Balance**								
0800	Other Uses of Funds	-	-	200,000	-	260,000	260,000	260,000	-
	Subtotal 7000 - Ending Fund Balance	**-**	**-**	**200,000**	**-**	**260,000**	**260,000**	**260,000**	**-**
	Total Fund 264 - Turf Replacement Requirements	**-**	**-**	**260,000**	**-**	**325,000**	**325,000**	**325,000**	**-**

Estacada School District

Fund 265 - McKinney-Vento, Edu for Homeless Youth

The McKinney-Vento Act for the Education of Houseless Children and Youth Program ensures that houseless children and youth are provided a free, appropriate public education, despite the lack of a fixed, regular, nighttime, adequate place of residence.

Resources by Object

Object	Description	Actuals FY 2324	Actuals FY2425	Adopted FY2526	Proposed FY2627	Approved FY2627	Adopted FY2627
4500	Restricted Rev From Fed Gov Th	-	-	-	15,875	15,875	15,875
Subtotal - 4000 Federal Sources		-	-	-	**15,875**	**15,875**	**15,875**
	Total Fund 265 - McKinney-Vento Resources	-	-	-	**15,875**	**15,875**	**15,875**

Requirements by Function

Function	Description	Actuals FY2324	Actuals FY2425	Adopted FY2526	Adopted FY2526 FTE	Proposed FY2627	Approved FY2627	Adopted FY2627	Adopted FY2627 FTE
3361	**Homeless**								
0400	Supplies and Materials	-	-	-	-	15,875	15,875	15,875	-
	Subtotal 3361 - Homeless	-	-	-	-	**15,875**	**15,875**	**15,875**	-
	Total Fund 265 - McKinney Vento Requirements	-	-	-	-	**15,875**	**15,875**	**15,875**	-

Estacada School District

Fund 270 - Perkins Reserve Grant

Oregon's Perkins V grants provide federal funding to support Career and Technical Education (CTE) programs across the state, helping secondary and postsecondary students develop academic and technical workforce skills.

Resources by Object

Object	Description	Actuals FY 2324	Actuals FY2425	Adopted FY2526	Proposed FY2627	Approved FY2627	Adopted FY2627
3299	Other Restricted Grants-in-Aid	-	1,544	2,500	2,500	2,500	2,500
Subtotal - 3000 State Sources		**-**	**1,544**	**2,500**	**2,500**	**2,500**	**2,500**
Total Fund 270 - Perkins Reserve Resources		**-**	**1,544**	**2,500**	**2,500**	**2,500**	**2,500**

Requirements by Function

Function	Description	Actuals FY2324	Actuals FY2425	Adopted FY2526	Adopted FY2526 FTE	Proposed FY2627	Approved FY2627	Adopted FY2627	Adopted FY2627 FTE
1131	**High School Programs**								
0300	Purchased Services	-	1,057	2,500	-	2,500	2,500	2,500	-
	Subtotal 1131 - High School Programs	**-**	**1,057**	**2,500**	**-**	**2,500**	**2,500**	**2,500**	**-**
	Total Fund 270 - Perkins Reserve Requirements	**-**	**1,057**	**2,500**	**-**	**2,500**	**2,500**	**2,500**	**-**

Estacada School District

Fund 275 - Legal Services Fund

The Legal services fund is an internally funded fund to help offset the costs of legal services as needed throughout the year for the district.
This is a new fund starting this FY 2627.

Resources by Object

Object	Description	Actuals FY 2324	Actuals FY2425	Adopted FY2526	Proposed FY2627	Approved FY2627	Adopted FY2627
5200	Interfund Transfers	-	-	-	50,000	50,000	50,000
Subtotal - 5000 Other Sources							
	Total Fund 275 - Legal Services Resources	-	-	-	**50,000**	**50,000**	**50,000**

Requirements by Function

Function	Description	Actuals FY2324	Actuals FY2425	Adopted FY2526	Adopted FY2526 FTE	Proposed FY2627	Approved FY2627	Adopted FY2627	Adopted FY2627 FTE
1250	**Less Restrictive Progms Students w/Disab**								
0300	Purchased Services	-	-	-	-	25,000	25,000	25,000	-
	Subtotal 1250 - Less Restrictive Programs	-	-	-	-	**25,000**	**25,000**	**25,000**	-
2642	**Recruitment and Placement**								
0300	Purchased Services	-	-	-	-	25,000	25,000	25,000	-
	Subtotal 2642 - Recruitment and Placement	-	-	-	-	**25,000**	**25,000**	**25,000**	-
	Total Fund 275 - Legal Services Requirements	-	-	-	-	**50,000**	**50,000**	**50,000**	-

Estacada School District

Fund 276 - Unemployment Fund

The Unemployment fund is an internally funded fund to help offset the cost of unemployment claims as needed throughout the year for the district.
This is a new fund starting this FY 2627.

Resources by Object

Object	Description	Actuals FY 2324	Actuals FY2425	Adopted FY2526	Proposed FY2627	Approved FY2627	Adopted FY2627
5200	Interfund Transfers	-	-	-	25,000	25,000	25,000
Subtotal - 5000 Other Sources							
	Total Fund 276 - Unemployment Fund Resources	-	-	-	**25,000**	**25,000**	**25,000**

Requirements by Function

Function	Description	Actuals FY2324	Actuals FY2425	Adopted FY2526	Adopted FY2526 FTE	Proposed FY2627	Approved FY2627	Adopted FY2627	Adopted FY2627 FTE
2528	**Risk Management**								
0200	Associated Payroll Costs	-	-	-	-	$25,000	$25,000	$25,000	-
	Subtotal 2528 - Risk Management	-	-	-	-	**25,000**	**25,000**	**25,000**	-
	Fund 276 - Unemployment Fund Requirements	-	-	-	-	**25,000**	**25,000**	**25,000**	-

Estacada School District

Fund 280 - PERS Reserve

The PERS Reserve fund is an internally funded fund to help offset the costs of PERS as needed for the district.

Resources by Object

Object	Description	Actuals FY 2324	Actuals FY2425	Adopted FY2526	Proposed FY2627	Approved FY2627	Adopted FY2627
5200	Interfund Transfers	100,000	100,000	-	1,900,000	1,900,000	1,900,000
5400	Beginning Fund Balance	1,000,000	1,100,000	1,200,000	1,200,000	1,200,000	1,200,000
Subtotal - 5000 Other Sources							
	Total Fund 280 - PERS Reserve Resources	**1,100,000**	**1,200,000**	**1,200,000**	**3,100,000**	**3,100,000**	**3,100,000**

Requirements by Function

Function	Description	Actuals FY2324	Actuals FY2425	Adopted FY2526	Adopted FY2526 FTE	Proposed FY2627	Approved FY2627	Adopted FY2627	Adopted FY2627 FTE
5200	**Transfers of Funds**								
0700	Transfers	-	-	250,000	-	250,000	250,000	250,000	-
	Subtotal 5200 - Transfers of Funds	**-**	**-**	**250,000**	**-**	**250,000**	**250,000**	**250,000**	**-**
7000	**Unappropriated Ending Fund Balance**								
0800	Other Uses of Funds	-	-	950,000	-	2,850,000	2,850,000	2,850,000	-
	Subtotal 7000 - Ending Fund Balance	**-**	**-**	**950,000**	**-**	**2,850,000**	**2,850,000**	**2,850,000**	**-**
	Total Fund 280 - PERS Reserve Requirements	**-**	**-**	**1,200,000**	**-**	**3,100,000**	**3,100,000**	**3,100,000**	**-**

Estacada School District

Fund 290 - Student Body Fund

The student body fund accounts for money raised and spent by student organizations, such as clubs, student councils, and activity groups, on behalf of the students they represent.

Resources by Object

Object	Description	Actuals FY 2324	Actuals FY2425	Adopted FY2526	Proposed FY2627	Approved FY2627	Adopted FY2627
1730	Student Membership Dues	644,448	493,022	711,500	711,000	711,000	711,000
Subtotal - 1000 Local Sources							
5200	Interfund Transfers	-	-	-	-	-	-
5400	Beginning Fund Balance	418,010	414,400	400,000	400,000	400,000	400,000
Subtotal - 5000 Other Sources							
	Total Fund 290 - Student Body Resources	**1,062,458**	**907,422**	**1,111,500**	**1,111,000**	**1,111,000**	**1,111,000**

Requirements by Function

Function	Description	Actuals FY2324	Actuals FY2425	Adopted FY2526	Adopted FY2526 FTE	Proposed FY2627	Approved FY2627	Adopted FY2627	Adopted FY2627 FTE
1111	**Elementary, K-5**	-							
0300	Purchased Services	2,861	-	-	-	-	-	-	-
0400	Supplies and Materials	60,331	86,622	105,000	-	105,000	105,000	105,000	-
0600	Other Objects	6,629	12,738	-	-	-	-	-	-
	Subtotal 1111 - Elementary, K-5	**69,821**	**99,360**	**105,000**	**-**	**105,000**	**105,000**	**105,000**	**-**
1121	**Middle/Junior High Programs**								
0300	Purchased Services	2,141	-	-	-	-	-	-	-
0400	Supplies and Materials	6,057	1,473	50,500	-	50,000	50,000	50,000	-
0600	Other Objects	2,564	274	-	-	-	-	-	-
	Subtotal 1121 - Middle/Junior High Programs	**10,762**	**1,747**	**50,500**	**-**	**50,000**	**50,000**	**50,000**	**-**
1131	**High School Programs**								
0400	Supplies and Materials	565,258	386,872	550,000	-	550,000	550,000	550,000	-
0600	Other Objects	315	530	-	-	-	-	-	-
	Subtotal 1131 - High School Programs	**565,573**	**387,402**	**550,000**	**-**	**550,000**	**550,000**	**550,000**	**-**

Estacada School District

Fund 290 - Student Body Fund

The student body fund accounts for money raised and spent by student organizations, such as clubs, student councils, and activity groups, on behalf of the students they represent.

Resources by Object

Object	Description	Actuals FY 2324	Actuals FY2425	Adopted FY2526	Proposed FY2627	Approved FY2627	Adopted FY2627
1730	Student Membership Dues	644,448	493,022	711,500	711,000	711,000	711,000
Subtotal - 1000 Local Sources							
5200	Interfund Transfers	-	-	-	-	-	-
5400	Beginning Fund Balance	418,010	414,400	400,000	400,000	400,000	400,000
Subtotal - 5000 Other Sources							
	Total Fund 290 - Student Body Resources	**1,062,458**	**907,422**	**1,111,500**	**1,111,000**	**1,111,000**	**1,111,000**

Requirements by Function

Function	Description	Actuals FY2324	Actuals FY2425	Adopted FY2526	Adopted FY2526 FTE	Proposed FY2627	Approved FY2627	Adopted FY2627	Adopted FY2627 FTE
1132	**High School Extracurricular**								
0400	Supplies and Materials	235	100	6,000	-	6,000	6,000	6,000	-
0600	Other Objects	-	616	-	-	-	-	-	-
	Subtotal 1132 - High School Extracurricular	**235**	**716**	**6,000**	**-**	**6,000**	**6,000**	**6,000**	**-**
2510	**Direction of Business Support Services**								
0600	Other Objects	1,667	1,469	-	-	-	-	-	-
	Subtotal 2510 - Direction of Bus Support Svcs	**1,667**	**1,469**	**-**	**-**	**-**	**-**	**-**	**-**
7000	**Unappropriated Ending Fund Balance**								
0800	Other Uses of Funds	-	-	400,000	-	400,000	400,000	400,000	-
	Subtotal 7000 - Ending Fund Balance	**-**	**-**	**400,000**	**-**	**400,000**	**400,000**	**400,000**	**-**
	Total Fund 290 - Student Body Requirements	**648,058**	**490,694**	**1,111,500**	**-**	**1,111,000**	**1,111,000**	**1,111,000**	**-**

Estacada School District

Fund 299 - Miscellaneous Grants

The Miscellaneous Grants fund is a fund set up for various small grants received throughout the year as well as internal programs setup through the district.

Resources by Object

Object	Description	Actuals FY 2324	Actuals FY2425	Adopted FY2526	Proposed FY2627	Approved FY2627	Adopted FY2627
1321	Tuition From Individuals	-	-	500,000	500,000	500,000	500,000
1332	Undesignated	1,920	-	-	-	-	-
1920	Contributions/Donations	-	500	102,500	102,500	102,500	102,500
1990	Miscellaneous	58,463	62,329	79,500	37,000	37,000	37,000
Subtotal - 1000 Local Sources							
3299	Other Restricted Grants-In-Aid	265,458	170,219	927,959	927,959	927,959	927,959
Subtotal - 3000 State Sources							-
4500	Restricted Rev From Fed Gov Th	2,262	27,575	499,952	-	-	-
Subtotal - 4000 Federal Sources							
5200	Interfund Transfers	-	10,100	-	-	-	-
5400	Beginning Fund Balance	121,868	42,575	40,000	33,358	33,358	33,358
Subtotal - 5000 Other Sources							
	Total Fund 290 - Student Body Resources	**449,971**	**313,298**	**2,149,911**	**1,600,817**	**1,600,817**	**1,600,817**

Requirements by Function

Function	Description	Actuals FY2324	Actuals FY2425	Adopted FY2526	Adopted FY2526 FTE	Proposed FY2627	Approved FY2627	Adopted FY2627	Adopted FY2627 FTE
1111	**Elementary, K-5**								
0300	Purchased Services	297	-	-	-	-	-	-	-
0400	Supplies and Materials	824	-	548,554	-	145,635	145,635	145,635	-
0500	Capital Outlay	-	-	100,000	-	103,500	103,500	103,500	-
0600	Other Objects	-	-	100,000	-	100,000	100,000	100,000	-
	Subtotal 1111 - Elementary, K-5	**1,121**	**-**	**748,554**	**-**	**349,135**	**349,135**	**349,135**	**-**
1121	**Middle/Junior High Programs**								
0100	Salaries	4,200	5,416	4,200	-	15,000	15,000	15,000	-
0200	Associated Payroll Costs	1,090	1,752	6,959	-	3,564	3,564	3,564	-
0300	Purchased Services	114,715	147,006	250,000	-	274,395	274,395	274,395	-
	Subtotal 1121 - Middle/Junior High Programs	**120,005**	**154,174**	**261,159**	**-**	**292,959**	**292,959**	**292,959**	**-**

Estacada School District

Fund 299 - Miscellaneous Grants

The Miscellaneous Grants fund is a fund set up for various small grants received throughout the year as well as internal programs setup through the district.

Resources by Object

Object	Description	Actuals FY 2324	Actuals FY2425	Adopted FY2526	Proposed FY2627	Approved FY2627	Adopted FY2627
1321	Tuition From Individuals	-	-	500,000	500,000	500,000	500,000
1332	Undesignated	1,920	-	-	-	-	-
1920	Contributions/Donations	-	500	102,500	102,500	102,500	102,500
1990	Miscellaneous	58,463	62,329	79,500	37,000	37,000	37,000
Subtotal - 1000 Local Sources							
3299	Other Restricted Grants-In-Aid	265,458	170,219	927,959	927,959	927,959	927,959
Subtotal - 3000 State Sources							
4500	Restricted Rev From Fed Gov Th	2,262	27,575	499,952	-	-	-
Subtotal - 4000 Federal Sources							
5200	Interfund Transfers	-	10,100	-	-	-	-
5400	Beginning Fund Balance	121,868	42,575	40,000	33,358	33,358	33,358
Subtotal - 5000 Other Sources							
	Total Fund 290 - Student Body Resources	**449,971**	**313,298**	**2,149,911**	**1,600,817**	**1,600,817**	**1,600,817**

Requirements by Function

Function	Description	Actuals FY2324	Actuals FY2425	Adopted FY2526	Adopted FY2526 FTE	Proposed FY2627	Approved FY2627	Adopted FY2627	Adopted FY2627 FTE
1131	**High School Programs**								
0300	Purchased Services	2,000	1,391	5,000	-	5,175	5,175	5,175	-
0400	Supplies and Materials	4,572	260	7,500	-	7,825	7,825	7,825	-
	Subtotal 1131 - High School Programs	**6,572**	**1,651**	**12,500**	**-**	**13,000**	**13,000**	**13,000**	**-**
1140	**Pre-Kindergarten Program**								
0300	Purchased Services	5,820	-	-	-	-	-	-	-
	Subtotal 1140 - Pre-Kindergarten Program	**5,820**	**-**	**-**	**-**	**-**	**-**	**-**	**-**

Estacada School District

Fund 299 - Miscellaneous Grants

The Miscellaneous Grants fund is a fund set up for various small grants received throughout the year as well as internal programs setup through the district.

Resources by Object

Object	Description	Actuals FY 2324	Actuals FY2425	Adopted FY2526	Proposed FY2627	Approved FY2627	Adopted FY2627
1321	Tuition From Individuals	-	-	500,000	500,000	500,000	500,000
1332	Undesignated	1,920	-	-	-	-	-
1920	Contributions/Donations	-	500	102,500	102,500	102,500	102,500
1990	Miscellaneous	58,463	62,329	79,500	37,000	37,000	37,000
Subtotal - 1000 Local Sources							
3299	Other Restricted Grants-In-Aid	265,458	170,219	927,959	927,959	927,959	927,959
Subtotal - 3000 State Sources							
4500	Restricted Rev From Fed Gov Th	2,262	27,575	499,952	-	-	-
Subtotal - 4000 Federal Sources							
5200	Interfund Transfers	-	10,100	-	-	-	-
5400	Beginning Fund Balance	121,868	42,575	40,000	33,358	33,358	33,358
Subtotal - 5000 Other Sources							
	Total Fund 290 - Student Body Resources	**449,971**	**313,298**	**2,149,911**	**1,600,817**	**1,600,817**	**1,600,817**

Requirements by Function

Function	Description	Actuals FY2324	Actuals FY2425	Adopted FY2526	Adopted FY2526 FTE	Proposed FY2627	Approved FY2627	Adopted FY2627	Adopted FY2627 FTE
1250	**Less Restrictive Progms Students w/Disab**								
100	Salaries	1,494	2,454	-	-	-	-	-	-
0200	Associated Payroll Costs	487	611	-	-	-	-	-	-
0300	Purchased Services	1,866	12,310	-	-	-	-	-	-
0400	Supplies and Materials	2,501	13,741	100,000	-	5,000	5,000	5,000	-
0600	Other Objects	-	1,349	-	-	-	-	-	-
	Subtotal 1250 - Less Rest Progms Students w/ Disab	**6,348**	**30,465**	**100,000**	**-**	**5,000**	**5,000**	**5,000**	**-**
1400	**Summer School**								
100	Salaries	1,563	(468)	-	-	-	-	-	-
0200	Associated Payroll Costs	499	468	-	-	-	-	-	-
	Subtotal 1400 - Summer Scool	**2,062**	-	-	-	-	-	-	-

Estacada School District

Fund 299 - Miscellaneous Grants

The Miscellaneous Grants fund is a fund set up for various small grants received throughout the year as well as internal programs setup through the district.

Resources by Object

Object	Description	Actuals FY 2324	Actuals FY2425	Adopted FY2526	Proposed FY2627	Approved FY2627	Adopted FY2627
1321	Tuition From Individuals	-	-	500,000	500,000	500,000	500,000
1332	Undesignated	1,920	-	-	-	-	-
1920	Contributions/Donations	-	500	102,500	102,500	102,500	102,500
1990	Miscellaneous	58,463	62,329	79,500	37,000	37,000	37,000
Subtotal - 1000 Local Sources							
3299	Other Restricted Grants-In-Aid	265,458	170,219	927,959	927,959	927,959	927,959
Subtotal - 3000 State Sources							-
4500	Restricted Rev From Fed Gov Th	2,262	27,575	499,952	-	-	-
Subtotal - 4000 Federal Sources							
5200	Interfund Transfers	-	10,100	-	-	-	-
5400	Beginning Fund Balance	121,868	42,575	40,000	33,358	33,358	33,358
Subtotal - 5000 Other Sources							
	Total Fund 290 - Student Body Resources	**449,971**	**313,298**	**2,149,911**	**1,600,817**	**1,600,817**	**1,600,817**

Requirements by Function

Function	Description	Actuals FY2324	Actuals FY2425	Adopted FY2526	Adopted FY2526 FTE	Proposed FY2627	Approved FY2627	Adopted FY2627	Adopted FY2627 FTE
2210	**Improvement of Instruction Services**								
0300	Purchased Services	10,059	53,027	-	-	-	-	-	-
0400	Supplies and Materials	4,417	21,811	85,000	-	22,500	22,500	22,500	-
	Subtotal 2210 - Improvement of Inst Services	**14,476**	**74,838**	**85,000**	**-**	**22,500**	**22,500**	**22,500**	**-**
2510	**Direction of Business Support Services**								
0300	Purchased Services	-	-	516,800	-	516,800	516,800	516,800	-
0500	Capital Outlay	-	-	50,000	-	51,750	51,750	51,750	-
	Subtotal 2510 - Direction of Bus Support Svcs	**-**	**-**	**566,800**	**-**	**568,550**	**568,550**	**568,550**	**-**
2544	**Maintenance Expenditures**								
0600	Other Objects	775	-	-	-	-	-	-	-
	Subtotal 2544 - Maintenance Expenditures	**775**	-	-	-	-	-	-	-
2660	**Technology Services**								
0300	Purchased Services	5,123	-	-	-	-	-	-	-
	Subtotal 2660 - Technology Services	**5,123**	-	-	-	-	-	-	-

Estacada School District

Fund 299 - Miscellaneous Grants

The Miscellaneous Grants fund is a fund set up for various small grants received throughout the year as well as internal programs setup through the district.

Resources by Object

Object	Description	Actuals FY 2324	Actuals FY2425	Adopted FY2526	Proposed FY2627	Approved FY2627	Adopted FY2627
1321	Tuition From Individuals	-	-	500,000	500,000	500,000	500,000
1332	Undesignated	1,920	-	-	-	-	-
1920	Contributions/Donations	-	500	102,500	102,500	102,500	102,500
1990	Miscellaneous	58,463	62,329	79,500	37,000	37,000	37,000
Subtotal - 1000 Local Sources							
3299	Other Restricted Grants-In-Aid	265,458	170,219	927,959	927,959	927,959	927,959
Subtotal - 3000 State Sources							
4500	Restricted Rev From Fed Gov Th	2,262	27,575	499,952	-	-	-
Subtotal - 4000 Federal Sources							
5200	Interfund Transfers	-	10,100	-	-	-	-
5400	Beginning Fund Balance	121,868	42,575	40,000	33,358	33,358	33,358
Subtotal - 5000 Other Sources							
	Total Fund 290 - Student Body Resources	**449,971**	**313,298**	**2,149,911**	**1,600,817**	**1,600,817**	**1,600,817**

Requirements by Function

Function	Description	Actuals FY2324	Actuals FY2425	Adopted FY2526	Adopted FY2526 FTE	Proposed FY2627	Approved FY2627	Adopted FY2627	Adopted FY2627 FTE
3100	**Food Services**								
100	Salaries	-	-	18,594	-	-	-	-	-
0200	Associated Payroll Costs	-	-	4,804	-	-	-	-	-
0400	Supplies and Materials	-	-	100,000	-	100,000	100,000	100,000	-
	Subtotal 3100 - Food Services	**-**	**-**	**123,398**	**-**	**100,000**	**100,000**	**100,000**	**-**
3300	**Community Services**								
0300	Purchased Services	-	-	150,000	-	147,315	147,315	147,315	-
0400	Supplies and Materials	-	-	2,500	-	2,358	2,358	2,358	-
	Subtotal 3300 - Community Services	**-**	**-**	**152,500**	**-**	**149,673**	**149,673**	**149,673**	**-**

Estacada School District

Fund 299 - Miscellaneous Grants

The Miscellaneous Grants fund is a fund set up for various small grants received throughout the year as well as internal programs setup through the district.

Resources by Object

Object	Description	Actuals FY 2324	Actuals FY2425	Adopted FY2526	Proposed FY2627	Approved FY2627	Adopted FY2627
1321	Tuition From Individuals	-	-	500,000	500,000	500,000	500,000
1332	Undesignated	1,920	-	-	-	-	-
1920	Contributions/Donations	-	500	102,500	102,500	102,500	102,500
1990	Miscellaneous	58,463	62,329	79,500	37,000	37,000	37,000
Subtotal - 1000 Local Sources							
3299	Other Restricted Grants-In-Aid	265,458	170,219	927,959	927,959	927,959	927,959
Subtotal - 3000 State Sources							
4500	Restricted Rev From Fed Gov Th	2,262	27,575	499,952	-	-	-
Subtotal - 4000 Federal Sources							
5200	Interfund Transfers	-	10,100	-	-	-	-
5400	Beginning Fund Balance	121,868	42,575	40,000	33,358	33,358	33,358
Subtotal - 5000 Other Sources							
	Total Fund 290 - Student Body Resources	**449,971**	**313,298**	**2,149,911**	**1,600,817**	**1,600,817**	**1,600,817**

Requirements by Function

Function	Description	Actuals FY2324	Actuals FY2425	Adopted FY2526	Adopted FY2526 FTE	Proposed FY2627	Approved FY2627	Adopted FY2627	Adopted FY2627 FTE
3361	**Homeless**								
100	Salaries	-	20,411	-	-	-	-	-	-
0200	Associated Payroll Costs	-	1,439	-	-	-	-	-	-
0300	Purchased Services	190	-	-	-	-	-	-	-
0400	Supplies and Materials	2,072	6,699	-	-	-	-	-	-
0500	Capital Outlay	-	15,290	-	-	-	-	-	-
	Subtotal 3361 - Homeless	**2,262**	**43,839**	-	-	-	-	-	-
4150	**Building Acquisition, Construction & Impr**								
0300	Purchased Services	-	-	100,000	-	100,000	100,000	100,000	-
0500	Capital Outlay	242,156	-	-	-	-	-	-	-
0600	Other Objects	790	-	-	-	-	-	-	-
	Subtotal 4150 - Building Acquisition, Const, & Impr	**242,946**	-	**100,000**	-	**100,000**	**100,000**	**100,000**	-
	Total Fund 299 - Miscellaneous Grants	**407,510**	**304,967**	**2,149,911**	-	**1,600,817**	**1,600,817**	**1,600,817**	-

FUND 300 - DEBT SERVICES FUNDS

Estacada School District

Resources Report

Debt Service Fund

Proposed FY2627 total revenue of $3.975 million is budgeted $2.1 million higher than the FY2526 adopted budget of $1.8 million, driven almost entirely by a $2 million increase in Other Sources

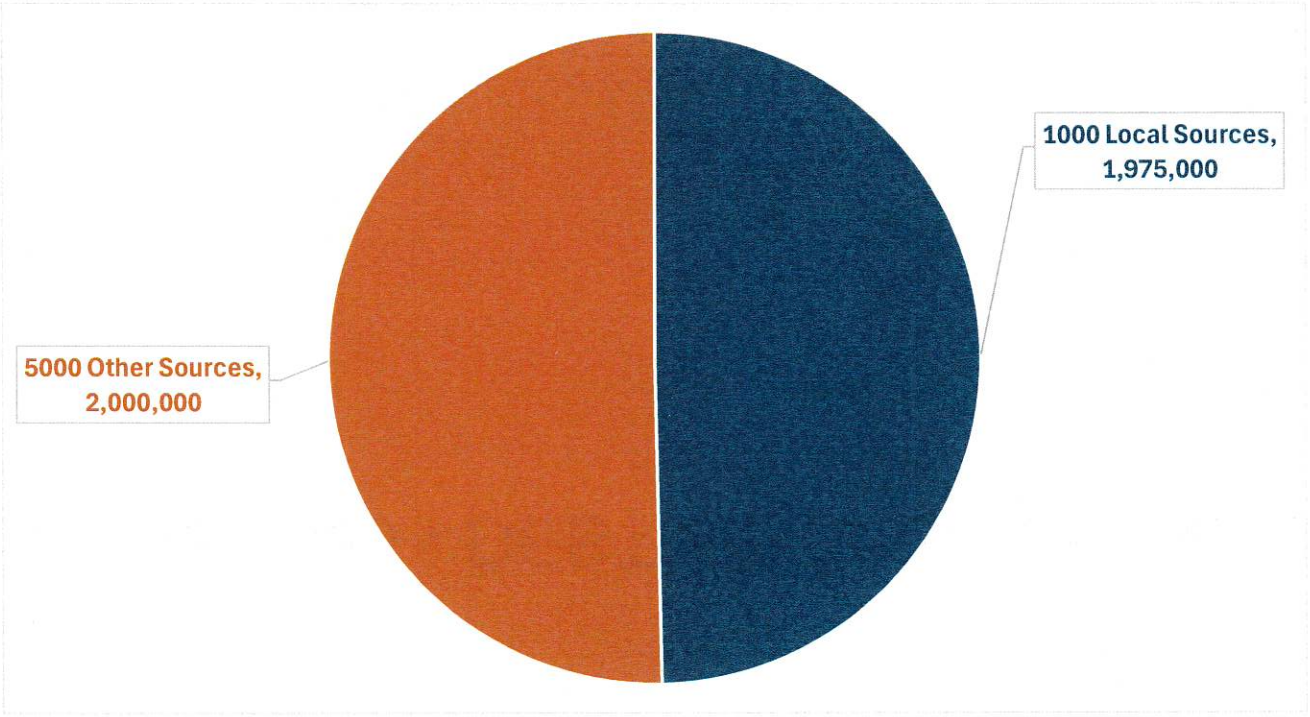

	Actuals FY 2324	Actuals FY2425	Adopted FY2526	Proposed FY2627	Approved FY2627	Adopted FY2627
1000 Local Sources	4,446,919	4,611,289	1,625,000	1,975,000	1,975,000	1,975,000
5000 Other Sources	1,313,217	1,696,600	200,000	2,000,000	2,000,000	2,000,000
Total Sources Debt Service	**5,760,136**	**6,307,889**	**1,825,000**	**3,975,000**	**3,975,000**	**3,975,000**

Estacada School District

Requirements by Object

Debt Service Fund

Total Requirements are proposed to increase by $2.1 million from the FY2526 adopted budget of $1.8 million to the FY2627 proposed budget of $3.9 million, driven primarily by a $1.9 million increase in transfers.

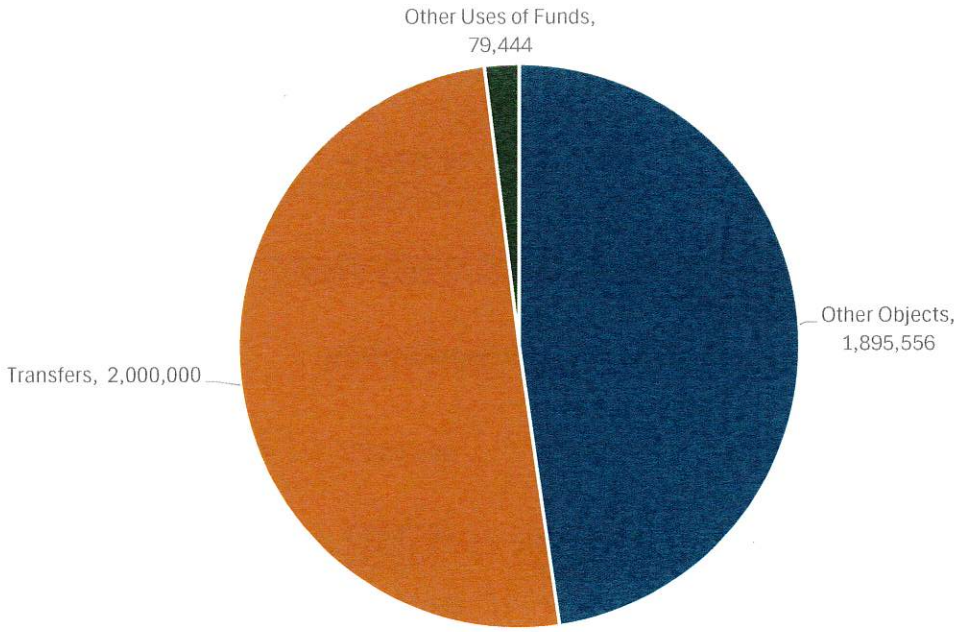

	Actuals FY2324	Actuals FY2425	Adopted FY2526	Proposed FY2627	Approved FY2627	Adopted FY2627
Other Objects	4,063,538	4,211,873	1,608,556	1,895,556	1,895,556	1,895,556
Transfers	-	-	100,000	2,000,000	2,000,000	2,000,000
Other Uses of Funds	-	-	116,444	79,444	79,444	79,444
Total Requirements Debt Service	**4,063,538**	**4,211,873**	**1,825,000**	**3,975,000**	**3,975,000**	**3,975,000**

Estacada School District

Debt Service Funds

Resources by Object

Object	Description	Actuals FY 2324	Actuals FY2425	Adopted FY2526	Proposed FY2627	Approved FY2627	Adopted FY2627
1111	Current Year's Taxes	$2,561,795	$2,551,176	-	-	-	-
1112	Prior Taxes - Mult CTY	24,156	21,533	-	-	-	-
1510	Interest On Investments	43,425	44,444	$25,000	$25,000	$25,000	$25,000
1970	Services Provided Other Funds	1,727,209	1,887,659	1,550,000	1,900,000	1,900,000	1,900,000
1990	Miscellaneous	90,334	106,477	50,000	50,000	50,000	50,000
Subtotal - 1000 Local Sources		**4,446,919**	**4,611,289**	**1,625,000**	**1,975,000**	**1,975,000**	**1,975,000**
5200	Interfund Transfers	$50,000	-	-	-	-	-
5400	Beginning Fund Balance	1,263,217	$1,696,600	$200,000	$2,000,000	$2,000,000	$2,000,000
Subtotal - 5000 Other Sources		**1,313,217**	**1,696,600**	**200,000**	**2,000,000**	**2,000,000**	**2,000,000**
	Total Resources Debt Service	**5,760,136**	**6,307,889**	**1,825,000**	**3,975,000**	**3,975,000**	**3,975,000**

Requirements by Function

Function	Description	Actuals FY2324	Actuals FY2425	Adopted FY2526	Proposed FY2627	Approved FY2627	Adopted FY2627
5110	**Long-Term Debt**						
0600	Other Objects	4,063,538	4,211,873	1,608,556	1,895,556	1,895,556	1,895,556
	Subtotal 5110 Long-Term Debt	**4,063,538**	**4,211,873**	**1,608,556**	**1,895,556**	**1,895,556**	**1,895,556**
5200	**Transfers of Funds**						
0700	Transfers	-	-	100,000	2,000,000	2,000,000	2,000,000
	Subtotal 5200 Transfers of Funds	**-**	**-**	**100,000**	**2,000,000**	**2,000,000**	**2,000,000**
7000	**Unappropriated Ending Fund Balance**						
0800	Other Uses of Funds	-	-	116,444	79,444	79,444	79,444
	Subtotal 7000 Ending Fund Balance	**-**	**-**	**116,444**	**79,444**	**79,444**	**79,444**
	Total Requirements Debt Service	**4,063,538**	**4,211,873**	**1,825,000**	**3,975,000**	**3,975,000**	**3,975,000**

Estacada School District
Fund 300 - Debt Service Funds

Resources by Object

Object	Description	Actuals FY 2324	Actuals FY2425	Adopted FY2526	Proposed FY2627	Approved FY2627	Adopted FY2627
1111	Tuition From Individuals	2,561,795	2,551,176	-	-	-	-
1112	Undesignated	24,156	21,533	-	-	-	-
1510	Contributions/Donations	3,967	6,255	-	-	-	-
Subtotal - 1000 Local Sources		**2,589,918**	**2,578,964**	**-**	**-**	**-**	**-**
5400	Beginning Fund Balance	284,978	277,322	100,000	100,000	100,000	100,000
Subtotal - 5000 Other Sources							
	Total Fund 300 - Debt Service Resources	**2,874,896**	**2,856,286**	**100,000**	**100,000**	**100,000**	**100,000**

Requirements by Function

Function	Description	Actuals FY2324	Actuals FY2425	Adopted FY2526	Proposed FY2627	Approved FY2627	Adopted FY2627
5110	**Long-Term Debt**						
0600	Other Objects	2,597,575	2,674,425	-	-	-	-
	Subtotal 5110 - Long-Term Debt	**2,597,575**	**2,674,425**	**-**	**-**	**-**	**-**
5200	**Transfers of Funds**						
0700	Transfers	-	-	100,000	100,000	100,000	100,000
0800	Other Uses of Funds	-	-	-	-	-	-
	Subtotal 5110 - Long-Term Debt	**-**	**-**	**100,000**	**100,000**	**100,000**	**100,000**
	Total Fund 300 - Debt Service Requirements	**2,597,575**	**2,674,425**	**100,000**	**100,000**	**100,000**	**100,000**

Estacada School District
Fund 301 - PERS UAL Debt Service

Resources by Object

Object	Description	Actuals FY 2324	Actuals FY2425	Adopted FY2526	Proposed FY2627	Approved FY2627	Adopted FY2627
1510	Undesignated	39,458	38,189	25,000	25,000	25,000	25,000
1970	Services Provided Other Funds	1,727,209	1,887,659	1,550,000	1,900,000	1,900,000	1,900,000
Subtotal - 1000 Local Sources		**1,766,667**	**1,925,848**	**1,575,000**	**1,925,000**	**1,925,000**	**1,925,000**
5400	Beginning Fund Balance	937,590	1,303,972	-	1,800,000	1,800,000	1,800,000
Subtotal - 5000 Other Sources							
	Total Fund 301 - PERS UAL Resources	**2,704,257**	**3,229,820**	**1,575,000**	**3,725,000**	**3,725,000**	**3,725,000**

Requirements by Function

Function	Description	Actuals FY2324	Actuals FY2425	Adopted FY2526	Proposed FY2627	Approved FY2627	Adopted FY2627
5110	**Long-Term Debt**						
0600	Other Objects	1,400,285	1,467,004	1,538,000	1,825,000	1,825,000	1,825,000
	Subtotal 5110 - Long-Term Debt	**1,400,285**	**1,467,004**	**1,538,000**	**1,825,000**	**1,825,000**	**1,825,000**
5200	**Transfers of Funds**						
0700	Transfers	-	-	-	1,900,000	1,900,000	1,900,000
	Subtotal 5200 - Transfers of Funds	**-**	**-**	**-**	**1,900,000**	**1,900,000**	**1,900,000**
7000	**Unappropriated Ending Fund Balance**						
0800	Other Uses of Funds	-	-	37,000	-	-	-
	Subtotal 7000 - Ending Fund Balance	**-**	**-**	**37,000**	**-**	**-**	**-**
	Total Fund 301 - PERS UAL Requirements	**1,400,285**	**1,467,004**	**1,575,000**	**3,725,000**	**3,725,000**	**3,725,000**

Estacada School District

Fund 302 - Debt Service Biomass Boiler

Resources by Object

Object	Description	Actuals FY 2324	Actuals FY2425	Adopted FY2526	Proposed FY2627	Approved FY2627	Adopted FY2627
1990	Miscellaneous	90,334	106,477	50,000	50,000	50,000	50,000
Subtotal - 1000 Local Sources		**90,334**	**106,477**	**50,000**	**50,000**	**50,000**	**50,000**
5200	Interfund Transfers	50,000	-	-	-	-	-
5400	Beginning Fund Balance	40,649	115,306	100,000	100,000	100,000	100,000
Subtotal - 5000 Other Sources		**90,649**	**115,306**	**100,000**	**100,000**	**100,000**	**100,000**
Total Fund 302 - Biomass Boiler Resources		**180,983**	**221,783**	**150,000**	**150,000**	**150,000**	**150,000**

Requirements by Function

Function	Description	Actuals FY2324	Actuals FY2425	Adopted FY2526	Proposed FY2627	Approved FY2627	Adopted FY2627
5110	**Long-Term Debt**						
0600	Other Objects	65,678	70,444	70,556	70,556	70,556	70,556
	Subtotal 5110 - Long-Term Debt	**65,678**	**70,444**	**70,556**	**70,556**	**70,556**	**70,556**
7000	**Unappropriated Ending Fund Balance**						
0800	Other Uses of Funds	-	-	79,444	79,444	79,444	79,444
	Subtotal 7000 - Ending Fund Balance	**-**	**-**	**79,444**	**79,444**	**79,444**	**79,444**
Total Fund 302 - Biomass Boiler Requirements		**65,678**	**70,444**	**150,000**	**150,000**	**150,000**	**150,000**

THIS PAGE INTENTIONALLY LEFT BLANK

FUND 400 - CAPITAL PROJECTS FUND

Estacada School District

Resources Report

Capital Projects Fund

Proposed FY2627 total revenue of $4 million is $725K higher than the FY2526 adopted budget of $3.3 million, driven entirely by a $725K increase in Other Sources.

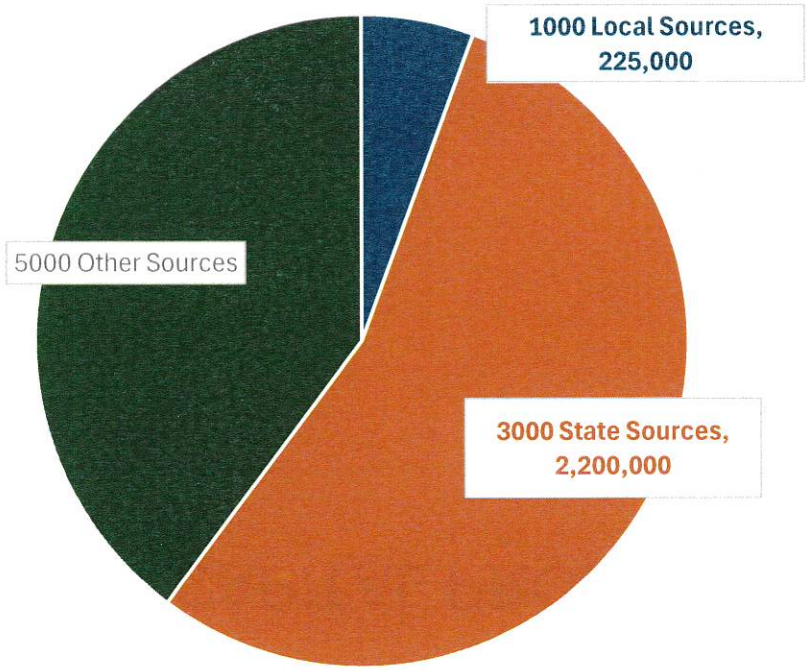

	Actuals FY 2324	Actuals FY2425	Adopted FY2526	Proposed FY2627	Approved FY2627	Adopted FY2627
1000 Local Sources	565,679	518,455	225,000	225,000	225,000	225,000
3000 State Sources	1,977,665	1,207,935	2,200,000	2,200,000	2,200,000	2,200,000
5000 Other Sources	1,118,076	2,168,357	875,000	1,600,000	1,600,000	1,600,000
Total Sources Capital Projects	**3,661,420**	**3,894,747**	**3,300,000**	**4,025,000**	**4,025,000**	**4,025,000**

Estacada School District

Requirements by Object

Capital Projects Fund

Total Requirements are proposed to increase by $2.1 million (118%) from the FY2526 adopted budget of $1.8 million *to the FY2627 proposed budget of $3.9 million, driven largely by the addition of $2* million *in Transfers not previously budgeted and a $287K increase in Other Objects.*

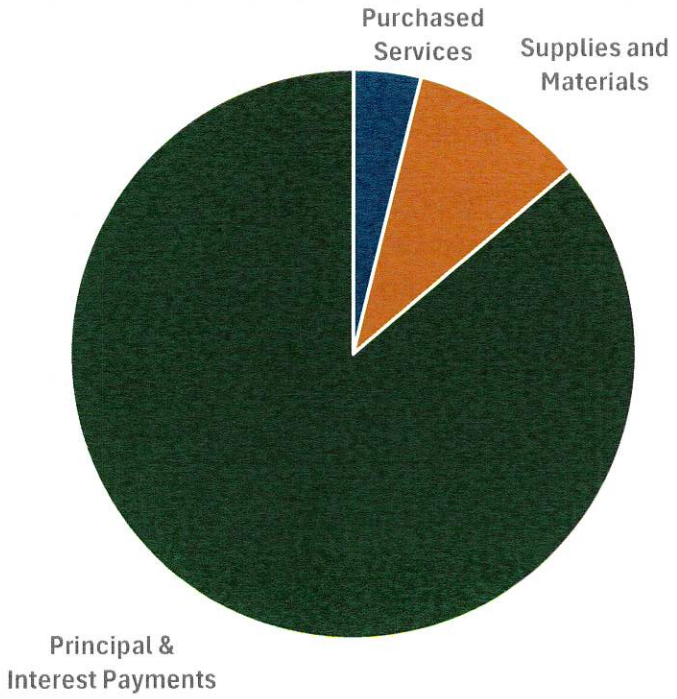

	Actuals FY2324	Actuals FY2425	Adopted FY2526	Proposed FY2627	Approved FY2627	Adopted FY2627
Purchased Services	1,212,455	36,883	150,000	154,500	154,500	154,500
Supplies and Materials	23,549	38,602	250,000	404,500	404,500	404,500
Principal & Interest Payments	958,716	2,759,830	2,900,000	3,466,000	3,466,000	3,466,000
Other Objects	1,250	1,967	-	-	-	-
Total Requirements Capital Projects	**2,195,970**	**2,837,282**	**3,300,000**	**4,025,000**	**4,025,000**	**4,025,000**

Estacada School District

Capital Projects Fund

Resources by Object

Object	Description	Actuals FY 2324	Actuals FY2425	Adopted FY2526	Proposed FY2627	Approved FY2627	Adopted FY2627
1130	Construction Excise Tax	$465,784	$273,743	$100,000	$100,000	$100,000	$100,000
1510	Interest On Investments	45,935	35,291	25,000	25,000	25,000	25,000
1920	Contributions/Donations	-	209,421	-	-	-	-
1990	Miscellaneous	53,960	-	100,000	100,000	100,000	100,000
Subtotal - 1000 Local Sources		**565,679**	**518,455**	**225,000**	**225,000**	**225,000**	**225,000**
3299	Other Restricted Grants-In-Aid	1,977,665	1,207,935	2,200,000	2,200,000	2,200,000	2,200,000
Subtotal - 3000 State Sources		**1,977,665**	**1,207,935**	**2,200,000**	**2,200,000**	**2,425,000**	**2,425,000**
5200	Interfund Transfers	775,000	702,908	275,000	325,000	325,000	325,000
5400	Beginning Fund Balance	343,076	1,465,449	600,000	1,275,000	1,275,000	1,275,000
9770	Beginning Fund Balance	-	-	-	-	-	-
Subtotal - 5000 Other Sources		**1,118,076**	**2,168,357**	**875,000**	**1,600,000**	**1,600,000**	**1,600,000**
	Total Resources Capital Projects	**3,661,420**	**3,894,747**	**3,300,000**	**4,025,000**	**4,250,000**	**4,250,000**

Requirements by Function

Function	Description	Actuals FY2324	Actuals FY2425	Adopted FY2526	Proposed FY2627	Approved FY2627	Adopted FY2627
4150	**Building Acquisition, Construction & Impr**						
0300	Purchased Services	1,212,455	36,883	150,000	154,500	154,500	154,500
0400	Supplies and Materials	23,549	38,602	250,000	404,500	404,500	404,500
0500	Capital Outlay	958,716	2,759,830	2,900,000	3,466,000	3,466,000	3,466,000
0600	Other Objects	1,250	1,967	-	-	-	-
	Subtotal 2510 Direction of Bus Supp Svcs	**2,195,970**	**2,837,282**	**3,300,000**	**4,025,000**	**4,025,000**	**4,025,000**
	Total Requirements Capital Projects	**2,195,970**	**2,837,282**	**3,300,000**	**4,025,000**	**4,025,000**	**4,025,000**

Estacada School District

Fund 400 - Capital Projects Fund

Resources by Object

Object	Description	Actuals FY 2324	Actuals FY2425	Adopted FY2526	Proposed FY2627	Approved FY2627	Adopted FY2627
1130	Construction Excise Tax	465,784	273,743	100,000	100,000	100,000	100,000
1510	Interest on Payments	45,935	35,291	25,000	25,000	25,000	25,000
1920	Contributions/Donations	-	209,421	-	-	-	-
1990	Miscellaneous	53,960	-	-	-	-	-
Subtotal - 1000 Local Sources		**565,679**	**518,455**	**125,000**	**125,000**	**125,000**	**125,000**
3299	Other Restricted Grants-In-Aid	55,946	25,000	-	-	-	-
Subtotal - 3000 State Sources		**55,946**	**25,000**	-	-	-	-
5200	Interfund Transfers	775,000	700,000	275,000	325,000	325,000	325,000
5400	Beginning Fund Balance	933,017	1,428,554	600,000	1,175,000	1,175,000	1,175,000
Subtotal - 5000 Other Sources		**1,708,017**	**2,128,554**	**875,000**	**1,500,000**	**1,500,000**	**1,500,000**
Total Fund 400 - Capital Projects Resources		**2,329,642**	**2,672,009**	**1,000,000**	**1,625,000**	**1,625,000**	**1,625,000**

Requirements by Function

Function	Description	Actuals FY2324	Actuals FY2425	Adopted FY2526	Proposed FY2627	Approved FY2627	Adopted FY2627
4150	**Building Acquisition, Construction & Impr**						
0300	Purchased Services	59,481	36,883	150,000	154,500	154,500	154,500
0400	Supplies and Materials	23,549	38,602	150,000	204,500	204,500	204,500
0500	Capital Outlay	816,808	1,620,327	700,000	1,266,000	1,266,000	1,266,000
0600	Other Objects	1,250	1,967	-	-	-	-
	Subtotal 4150 - Building Acquisition, Constr	**901,088**	**1,697,779**	**1,000,000**	**1,625,000**	**1,625,000**	**1,625,000**
Total Fund 400 - Capital Projects Requirements		**901,088**	**1,697,779**	**1,000,000**	**1,625,000**	**1,625,000**	**1,625,000**

Estacada School District
Fund 402 - SB1149 Projects

Resources by Object

Object	Description	Actuals FY 2324	Actuals FY2425	Adopted FY2526	Proposed FY2627	Approved FY2627	Adopted FY2627
1990	Miscellaneous	-	-	100,000	100,000	100,000	100,000
Subtotal - 1000 Local Sources							
5400	Beginning Fund Balance	58,235	58,235	-	100,000	100,000	100,000
Subtotal - 5000 Other Sources							
Total Fund 402 - SB1149 Projects Resources		**58,235**	**58,235**	**100,000**	**200,000**	**200,000**	**200,000**

Requirements by Function

Function	Description	Actuals FY2324	Actuals FY2425	Adopted FY2526	Proposed FY2627	Approved FY2627	Adopted FY2627
4150	**Building Acquisition, Construction & Impr**						
0400	Supplies and Materials	-	-	100,000	200,000	200,000	200,000
	Subtotal 4150 - Building Acquisition, Constr	**-**	**-**	**100,000**	**200,000**	**200,000**	**200,000**
Total Fund 402 - SB1149 Projects Requirements		**-**	**-**	**100,000**	**200,000**	**200,000**	**200,000**

Estacada School District
Fund 405 - Rivermill Seismic Grant

Resources by Object

Object	Description	Actuals FY 2324	Actuals FY2425	Adopted FY2526	Proposed FY2627	Approved FY2627	Adopted FY2627
3299	Other Restricted Grants-In-Aid	1,921,719	-	-	-	-	-
Subtotal - 3000 State Sources		**1,921,719**	**-**	**-**	**-**	**-**	**-**
5200	Interfund Transfers	-	2,908	-	-	-	-
5400	Beginning Fund Balance	(673,176)	(2,908)	-	-	-	-
Subtotal - 5000 Other Sources							
Total Fund 405 - Rivermill Seismic Resources		**3,170,262**	**-**	**-**	**-**	**-**	**-**

Requirements by Function

Function	Description	Actuals FY2324	Actuals FY2425	Adopted FY2526	Proposed FY2627	Approved FY2627	Adopted FY2627
4150	**Building Acquisition, Construction & Impr**						
0300	Purchased Services	1,152,974	-	-	-	-	-
0500	Capital Outlay	98,476	-	-	-	-	-
	Subtotal 4150 - Building Acquisition, Constr	**1,251,450**	**-**	**-**	**-**	**-**	**-**
	Fund 405 - Rivermill Seismic Requirements	**1,251,450**	**-**	**-**	**-**	**-**	**-**

Estacada School District

Fund 406 - Seismic Grants

Resources by Object

Object	Description	Actuals FY 2324	Actuals FY2425	Adopted FY2526	Proposed FY2627	Approved FY2627	Adopted FY2627
3299	Other Restricted Grants-In-Aid	-	1,182,935	2,200,000	2,200,000	2,200,000	2,200,000
Subtotal - 3000 State Sources		**-**	**1,182,935**	**2,200,000**	**2,200,000**	**2,200,000**	**2,200,000**
5400	Beginning Fund Balance	-	(43,432)	-	-	-	-
Subtotal - 5000 Other Sources							
	Total Fund 406 - Seismic Grants Resources	**-**	**1,139,503**	**2,200,000**	**2,200,000**	**2,200,000**	**2,200,000**

Requirements by Function

Function	Description	Actuals FY2324	Actuals FY2425	Adopted FY2526	Proposed FY2627	Approved FY2627	Adopted FY2627
4150	**Building Acquisition, Construction & Impr**						
0500	Capital Outlay	43,432	1,139,503	2,200,000	2,200,000	2,200,000	2,200,000
	Subtotal 4150 - Building Acquisition, Constr	**43,432**	**1,139,503**	**2,200,000**	**2,200,000**	**2,200,000**	**2,200,000**
	Fund 406 - Seismic Grants Requirements	**43,432**	**1,139,503**	**2,200,000**	**2,200,000**	**2,200,000**	**2,200,000**