

# Hempstead School District Summer Reading

## 1<sup>st</sup> Grade Entering 2nd Grade

**Dear Parents, Guardians, and Caretakers,**

As partners, we invite you to help your children extend their reading skills this summer. Here are a few options that will support student growth during the summer months.

### **Parent Responsibilities**

- Please make sure your child has books to read. (Visit a library)
- Check that your child reads for 10-15 minutes every day.
- Read to your children, if they know words allow them to say the words with you.
- Listen to stories using [Storyline Online](#) or other online reading tools available on Clever.
- Make sure your child writes the activities they complete on their activity log.
- Make sure your child keeps a list of books you read with them, as well as the books they read independently, and add them to their activity log.

### **Student Responsibilities**

- Decide on the books you would like to read, encourage your parents to take you to the library.
- Determine where your daily reading will take place.
- Determine when you will complete your activities.
- Decide on the days during the week you will work on BINGO #1, BINGO #2, practice pages, or the project?
- Add the work you completed to the activity log.

### **Suggested Weekly Plan**

**Note: Some activities will require paper, therefore a summer notebook is suggested.**

- Complete a phonics activity from BINGO #1
- Complete a reading/writing activity from BINGO #2
- Work on a portion of the research project.
- Complete 1 or 2 ELA practice pages.






**Sample Schedule: 15 minutes for reading and 20 minutes for completing the activity.**






<b>Monday</b>	<b>Tuesday</b>	<b>Wednesday</b>	<b>Thursday</b>	<b>Friday</b>
-Read -One BINGO #1 Activity	-Read One BINGO #2 Activity	-Read 1-2 Practice Pages	-Read Work on Project	-Read (Free Day)

Hempstead School District  
 BINGO #1 Summer Reading/Writing



Add each completed activity to the activity log.

B	I	N	G	O
<p><b>Reading</b>            Read your favorite book under a table.</p> 	<p><b>Reading</b>            Read a book that shows the main character as a "Risktaker"</p>	<p><b>Reading</b>            Read a book about coming to a new place.</p> 	<p><b>Reading</b>            Read with a flashlight</p> 	<p><b>Reading</b>            Be a "communicator"            Read aloud to a family member in a silly voice.</p>
<p><b>Writing</b>            Make a list of all digraphs (words with th, sh, wh, ck, and ch) in the book you read under the table.</p>	<p><b>Writing</b>            Write names of people that are risk-takers.</p>	<p><b>Writing</b>            Write draw map of a place in your community. Write directions of how to get there.</p>	<p><b>Writing</b>            Write a play-by-play retell of the book you read with a flashlight.</p>	<p><b>Writing</b>            Write a thank you note to the family member who listened to you read.</p>
<p><b>Reading</b>            Listen to an audio book (Storyline online)</p>	<p><b>Reading</b>            Read to a "How to" book (Book with steps)            If possible, follow the steps.</p>	<p><b>Reading</b>            Read the instructions to a game. Then play it!</p> 	<p><b>Reading</b>            Read a book that has "And" in the title.</p>	<p><b>Reading</b>            Read a book when it is raining outside</p> 
<p><b>Writing</b>            Make a list of all words with the same beginning sound from your audio book.</p>	<p><b>Writing</b>            Write the steps of how to do something.            Ex. Tie your shoes, make a sandwich.</p>	<p><b>Writing</b>            Write the instructions for how to play an outdoor game.</p>	<p><b>Writing</b>            Make a list of all the principled friends you have. (Behave in an honest way.)</p>	<p><b>Writing</b>            Make a list of all words describing the rain.</p>
<p><b>Reading</b>            Read a book and act out a small moment in the story.</p> 	<p><b>Reading</b>            Be open-minded while reading a poem</p> 	<p><b>Reading</b>            Show Balance            Go outside to play or take time doing your favorite things</p>	<p><b>Reading</b>            Read a book to someone older than you.</p>	<p><b>Reading</b>            Read a rhyming book.</p> 

<p><b>Writing:</b> Write a review about your performance.</p>	<p><b>Writing:</b> Write an acrostic poem using a word from your poem.</p>	<p><b>Writing:</b> Show <b>Balance</b></p> <p>Go outside to play or take time doing your favorite things</p>	<p><b>Writing:</b> Write three questions about your book, ask your questions after reading.</p>	<p><b>Writing:</b> Write down all the words that rhyme.</p>
<p><b>Reading</b> Show our <b>knowledge!</b> Read a story and tell someone about the main characters</p>	<p><b>Reading</b> Read a book with someone and take turns reading pages. Be an <b>inquirer</b> ask questions while reading</p>	<p><b>Reading</b> Read a book with a 1-word title</p> 	<p><b>Reading</b> Be a <b>thinker</b> everywhere you go! Read 10 labels outside of the house.</p>	<p><b>Reading</b> Read a book outside on a sunny day</p> 
<p><b>Writing:</b> Draw a picture of the main character. Write words that describe him/her.</p>	<p><b>Writing:</b> Write three questions about your book, ask your questions after reading.</p>	<p><b>Writing:</b> Make a list of all words in your book with long a vowel teams. ay, ai, ea, eigh, ey</p>	<p><b>Writing:</b> Write your ten labels you saw when you were outside of the house.</p>	<p><b>Writing:</b> Write words that describe the day. (adjectives)</p>
<p><b>Reading</b> Read a book by Kevin Henkes</p> 	<p><b>Reading</b> Read a book that shows a character that is <b>caring</b>.</p>	<p><b>Reading</b> Read a book by Ezra Jack Keats</p> 	<p><b>Reading</b> Read a book that celebrates who you are!</p> 	<p><b>Reading</b> Read a book based on a superhero</p> 
<p><b>Writing:</b> Pick words from your book that you do not know the meaning. Define the words Use in a sentence</p>	<p><b>Writing:</b> Write/draw evidence from your text that shows how the main character is caring.</p>	<p><b>Writing:</b> Make a list of all words in your book with the long e vowel teams.  ee, ea, ey, ei, ie</p>	<p><b>Writing:</b> Trace your hand and write words that describe you.</p>	<p><b>Writing:</b> Write all verbs you find in the text.</p>

Name: \_\_\_\_\_ Grade: \_\_\_\_\_



# Hempstead School District

## BINGO #2 Summer Phonics and Phonemic Awareness



**Add each completed activity to the activity log.**

B	I	N	G	O
<p style="text-align: center;"><b><u>Hear the Rhyme</u></b></p> <p>Parent: Do these words rhyme? House/mouse</p> <p>Student: Yes</p> <p style="text-align: center;"><b>(Repeat)</b></p>	<p style="text-align: center;"><b><u>Rhyme Production</u></b></p> <p>Parent: Say two words that rhyme.</p> <p>Student: bat/mat Wisdom/freedom</p> <p style="text-align: center;"><b>(Repeat)</b></p>	<p style="text-align: center;"><b><u>Beginning Sound</u></b></p> <p>Parent: What sound do you hear at the beginning of hat?</p> <p>Student: /h/</p> <p style="text-align: center;"><b>(Repeat)</b></p>	<p style="text-align: center;"><b><u>Ending Sound</u></b></p> <p>Parent: What sound do you hear at the end of bridge?</p> <p>Student: /j/</p> <p style="text-align: center;"><b>(Repeat)</b></p>	<p style="text-align: center;"><b><u>Middle Sound</u></b></p> <p>Parent: What sound do you hear in the middle of fat?</p> <p>Student: /a/</p> <p style="text-align: center;"><b>(Repeat)</b></p>
<p style="text-align: center;"><b><u>Letter Identification</u></b></p> <p>Parent: What letter is this?</p> <p>Student: A</p> <p style="text-align: center;"><b><u>Use letter flashcards)</u></b></p>	<p style="text-align: center;"><b><u>Letter/Word Formation</u></b></p> <p>Parent: Write the letter/word A/cat.</p> <p>Student: Write upper and lowercase a or cat.</p> <p style="text-align: center;"><b><u>(Repeat with other letters)</u></b></p>	<p style="text-align: center;"><b><u>Write Words</u></b></p> <p>Parent: Write the word dog.</p> <p>Student: Sound out the word. Write the word.</p> <p style="text-align: center;"><b><u>Repeat with other words.</u></b></p>	<p style="text-align: center;"><b><u>Write Phrases</u></b></p> <p>Parent: Write the phrase "The Cat"</p> <p>Student: Sound out the phrase. Write the phrase.</p> <p style="text-align: center;"><b><u>Repeat with other phrases.</u></b></p>	<p style="text-align: center;"><b><u>Write Sentences</u></b></p> <p>Parent: Write the sentence "The dog runs fast."</p> <p>Student: Sound out words, if needed, write the sentence.</p> <p style="text-align: center;"><b><u>Repeat with other sentences.</u></b></p>
<p style="text-align: center;"><b><u>Sing a Song</u></b></p> <p>Sing a phonics song <a href="#">Jack Hartmann</a></p>	<p style="text-align: center;"><b><u>Hop and Skip</u></b></p> <p>Write words in sidewalk chalk, then walk (or hop or skip) along them, sounding the word out along the way.</p>	<p style="text-align: center;"><b><u>Cup Building</u></b></p> <p>Use cups to build words. Write letters on cups... rearrange to make new words.</p>	<p style="text-align: center;"><b><u>Phonics Hopscotch</u></b></p> <p style="text-align: center;"><b>Say the sound/word as you hop on the space. letter/word</b></p>	<p style="text-align: center;"><b><u>I spy</u></b></p> <p>I spy something that starts with a B. (Continue with other letters)</p>
<p style="text-align: center;"><b><u>Playdough</u></b></p> <p>Use playdough to make words.</p>	<p style="text-align: center;"><b><u>Word Scramble</u></b></p> <p>Write words cut them into letters. Have student use the letters to make the words.</p>	<p style="text-align: center;"><b><u>Pick up Sticks</u></b></p> <p>Write high frequency words on sticks. Put in a cup. Take turns pulling sticks, if they say the word correctly, they keep the stick.</p>	<p style="text-align: center;"><b><u>Pick up Sticks</u></b></p> <p>Write high frequency words and the word "DYNAMITE" on popsicle sticks." Take turns pulling sticks if you pull the word "DYNAMITE" you must return all your sticks to the cup.</p>	<p style="text-align: center;"><b><u>Letter Sound Practice</u></b></p> <p>Write letters on pieces of paper and put them in a paper bag. Let your children reach into the bag and take out letters. Have them say the sounds that match the letters.</p>

Name: \_\_\_\_\_ Grade: \_\_\_\_\_

B	I	N	G	O
<p><b><u>Hear the Rhyme</u></b></p> <p>Parent: Do these words rhyme? House/mouse</p> <p>Student: Yes</p> <p><b>(Repeat)</b></p>	<p><b><u>Rhyme Production</u></b></p> <p>Parent: Say two words that rhyme.</p> <p>Student: bat/mat Wisdom/freedom</p> <p><b>(Repeat)</b></p>	<p><b><u>Beginning Sound</u></b></p> <p>Parent: What sound do you hear at the beginning of hat?</p> <p>Student: /h/</p> <p><b>(Repeat)</b></p>	<p><b><u>Ending Sound</u></b></p> <p>Parent: What sound do you hear at the end of bridge?</p> <p>Student: /j/</p> <p><b>(Repeat)</b></p>	<p><b><u>Middle Sound</u></b></p> <p>Parent: What sound do you hear in the middle of fat?</p> <p>Student: /a/</p> <p><b>(Repeat)</b></p>
<p><b><u>Letter Identification</u></b></p> <p>Parent: What letter is this?</p> <p>Student: A</p> <p><b><u>Use letter flashcards</u></b></p>	<p><b><u>Letter/Word Formation</u></b></p> <p>Parent: Write the letter/word A/cat.</p> <p>Student: Write upper and lowercase a or cat.</p> <p><b>(Repeat with other letters)</b></p>	<p><b><u>Write Words</u></b></p> <p>Parent: Write the word dog.</p> <p>Student: Sound out the word. Write the word.</p> <p><b><u>Repeat with other words.</u></b></p>	<p><b><u>Write Phrases</u></b></p> <p>Parent: Write the phrase "The Cat"</p> <p>Student: Sound out the phrase. Write the phrase.</p> <p><b><u>Repeat with other phrases.</u></b></p>	<p><b><u>Write Sentences</u></b></p> <p>Parent: Write the sentence "The dog runs fast."</p> <p>Student: Sound out words, if needed, write the sentence.</p> <p><b><u>Repeat with other sentences.</u></b></p>
<p><b><u>Sing a Song</u></b></p> <p>Sing a phonics song <a href="#">Jack Hartmann</a></p>	<p><b><u>Hop and Skip</u></b></p> <p>Write words in sidewalk chalk, then walk (or hop or skip) along them, sounding the word out along the way.</p>	<p><b><u>Cup Building</u></b></p> <p>Use cups to build words. Write letters on cups... rearrange to make new words.</p>	<p><b><u>Phonics Hopscotch</u></b></p> <p><b>Say the sound/word as you hop on the space. letter/word</b></p>	<p><b><u>I spy</u></b></p> <p>I spy something that starts with a B. (Continue with other letters)</p>
<p><b><u>Playdough</u></b></p> <p>Use playdough to make words.</p>	<p><b><u>Word Scramble</u></b></p> <p>Write words cut them into letters. Have student use the letters to make the words.</p>	<p><b><u>Pick up Sticks</u></b></p> <p>Write high frequency words on sticks. Put in a cup. Take turns pulling sticks, if they say the word correctly, they keep the stick.</p>	<p><b><u>Pick up Sticks</u></b></p> <p>Write high frequency words and the word "DYNAMITE" on popsicle sticks." Take turns pulling sticks if you pull the word "DYNAMITE" you must return all your sticks to the cup.</p>	<p><b><u>Letter Sound Practice</u></b></p> <p>Write letters on pieces of paper and put them in a paper bag. Let your children reach into the bag and take out letters. Have them say the sounds that match the letters.</p>

Name: \_\_\_\_\_ Grade: \_\_\_\_\_

## My Summer Activity Log

Use this log to keep track of all the activities you completed this summer! In September, celebrate your accomplishments!

Activity Completed	Date Completed
1.	
2.	
3.	
4.	
5.	
6.	
7.	
8.	
9.	
10.	

11.

12.

13.

14.

15.

16.

17.

18.

19.

20.

21.

22.

23.

24.

25.

26.

27.

28.

29.

30.

31.

32.

33.

34.

## Hempstead School District Summer Inquiry Project

# We are Inquirers

**During the 1<sup>st</sup> few months of school,** you will be reading books related to Your Neighborhood (1<sup>st</sup>) so let's bridge our summer learning with our future learning! Listed below is a project that will help prepare you for the next grade level! You can choose to complete the project listed below or you can create your own project related to "Your Neighborhood"! Share your completed project or response with your new teacher in the fall with the possibility of presenting your work district-wide at a Board Meeting!

### First Grade (My Neighborhood)

- Persuade people to visit your neighborhood by creating an advertising poster that shows the people, places, and things in your neighborhood.
- Ex. Firefighters, parks, restaurants, library, etc
- Extend: Create more than one advertising poster.
- Modify: Choose one instead of three for your advertising poster.



# Book Recommendations

May We Recommend...



## Favorite Authors

Monica Brown	Kevin Henkes
Eric Carle	Kate McMullan
Lauren Child	Meg Medina
Doreen Cronin	Pat Mora
Matt de la Pena	Christopher Myers
Mem Fox	Mo Willems

\*\*\*\*\*

## Favorite Series

Arnold, Tedd	<b><i>Fly Guy</i></b> books
Berenstain, Stan	<b><i>Berenstain Bears</i></b> books
Cole, Joanna	<b><i>Magic School Bus</i></b> books
Dean, James	<b><i>Pete the Cat</i></b> books
Lin, Grace	<b><i>Ling and Ting</i></b> books
Manushkin, Fran	<b><i>Pedro and Katie Woo</i></b> books
National Geographic	<b>"Animal"</b> books
Parish, Peggy	<b><i>Amelia Bedelia</i></b> books
Rylant, Cynthia	<b><i>Henry and Mudge, Annie and Snowball</i></b> books
Willems, Mo	<b><i>Elephant and Piggie</i></b> books
Scotton, Rob	<b><i>Splat</i></b> books
	<b><i>Who Was/Who Is</i></b> Biographies

