

**Hempstead School District**  
**Summer Reading**  
**1<sup>st</sup> Grade**

Dear Parents, Guardians, and Caretakers,  
As partners, we invite you to help your children extend their reading skills this summer. Here are a few options to help continue summer learning.

**Daily**

- Read to your children, if they know words allow them to say the word or allow them to listen to stories using [Storyline Online](#) or other online reading tools available on clever.
- Log and completed BINGO activities.
- Log the books you read.

**Weekly**

- Complete comprehension activities BINGO #1  
(Use a notebook to complete activities when necessary)
- Complete letter activities BINGO #2  
(Use a notebook to complete activities when necessary)
- Complete the project titled "We are Inquirers"!
- Complete ELA practice pages.

**1<sup>st</sup> Step "Create a Plan"**

1. Decide on book you would like to read.
2. Determine where you should go to find these books.
3. Where/When will your daily reading take place?
4. What days during the week will you work on BINGO #1, BINGO #2, practice pages, or the project?

# My Plan for Summer Learning

- **Books I want to read.....**

Create a list of books your child is interested in reading.

- **Where can I find books?**

Home, library, borrow from a friend, online, etc.

- **Where and when will I read?**

Car, living room, before bed, during lunch, etc.

- **What days during the week will you work on activities: BINGO #1, BINGO #1, practice pages, or project?**

## Sample Schedule

Monday	Tuesday	Wednesday	Thursday	Friday
-Read	-Read	-Read	-Read	-Read
-BINGO #1	BINGO #2	Practice Page	Project	(Free Day)









# Hempstead School District

## BINGO #1



Add each completed activity to the activity log.

B	I	N	G	O
<p><b>Reading</b> Read your favorite book under a table.</p>  <p><b>Writing</b> Make a list of all digraphs (words with th, sh, wh, ck, and ch) in the book you read under the table.</p>	<p><b>Reading</b> Read a book that shows the main character as a "Risktaker"</p> <p><b>Writing</b> Write the names of people or characters who are risktakers.</p>	<p><b>Reading</b> Read a book about coming to a new place.</p>  <p><b>Writing</b> Draw a place in your community.</p>	<p><b>Reading</b> Read with a flashlight</p>  <p><b>Writing</b> Write the letter P every time you see the letter in your book.</p>	<p><b>Reading</b> Be a "communicator"</p> <p>Read aloud to a family member in a silly voice.</p> <p><b>Writing</b> Write/Draw a thank you note to the family member</p>
<p><b>Reading</b> Listen to an audio book (Storyline online)</p> <p><b>Writing</b> Make a list of all words with the same beginning sound from your audio book.</p>	<p><b>Reading</b> Read a "How to" book (Book with steps) If possible, follow the steps.</p> <p><b>Writing</b> Write or draw the steps of how to do something.</p> <p>Ex. Tie your shoes, make a sandwich.</p>	<p><b>Reading</b> Read the instructions to a game. Then play it!</p>  <p><b>Writing</b> Write/Draw the instructions for how to play an outdoor game.</p>	<p><b>Reading</b></p>  <p>Read a book about a principled person.</p> <p><b>Writing</b> Make a list of all the principled friends you have. (Behave in an honest way.)</p>	<p><b>Reading</b> Read a book when it is raining outside.</p> <p><b>Writing</b> Make a list of all the words that end with a N.</p>
<p>Be a <b>thinker</b> everywhere you go! Read 10 labels outside of the house.</p>	<p><b>Writing:</b> Write down all the words that rhyme.</p>	<p>Show <b>Balance</b> Go outside to play or take time doing your favorite things</p>	<p>Read a book to someone older than you.</p>	<p>Read a rhyming book.</p> 

Name: \_\_\_\_\_

Grade: \_\_\_\_\_

# Hempstead Schools District

## BINGO #2



Add each completed activity to the activity log.

B	I	N	G	O
<p><b><u>Rhyme Identification</u></b></p> <p>Parents ask: Do these words rhyme bat/cat? (Repeat)</p>	<p><b><u>Rhyme Production</u></b></p> <p>Parent: Say two words that rhyme.</p> <p>Student: bat/mat Wisdom/freedom</p>	<p><b><u>Beginning Sound</u></b></p> <p>Parent: What sound do you hear at the beginning of hat? Student: /h/</p>	<p><b><u>Ending Sound</u></b></p> <p>Parent: What sound do you hear at the end of bridge? Student: /j/</p>	<p><b><u>Middle Sound</u></b></p> <p>Parent: What sound do you hear in the middle of fat? Student: /a/</p>
<p><b><u>Letter Identification</u></b></p> <p>Parent: What letter is this? Student: A (Use letter flashcards)</p>	<p><b><u>Letter/Word Formation</u></b></p> <p>Parent: Write the letter/word A/cat. Student: Write upper and lowercase a or cat.</p>	<p><b><u>Write Words</u></b></p> <p>Parent: Write the word dog. Student: Sound out the word. Write the word.</p>	<p><b><u>Write Phrases</u></b></p> <p>Parent: Write the phrase "The Cat" Student: Sound out the phrase. Write the phrase. <b><u>Repeat Phrases.</u></b></p>	<p><b><u>Write Sentences</u></b></p> <p>Parent: Write the sentence "The dog runs fast." Student: Sound out words, if needed, write the sentence.</p>
<p><b><u>Sing a Song</u></b></p> <p>Sing a phonics song <a href="#">Jack Hartmann</a></p>	<p><b><u>Hop and Say</u></b></p> <p>Write words on squares. Have kiddo sound out each word and say as they hop from square to square.</p>	<p><b><u>Cup Building</u></b></p> <p>Write letters on cups. Allow kiddos to use cups to build words.</p>	<p><b><u>Phonics Hopscotch</u></b></p> <p>Say the sound/word as you hop on the space. letter/word</p>	<p><b><u>I spy</u></b></p> <p>I spy something that starts with a B. (Continue with other letters)</p>
<p><b><u>Playdough</u></b></p> <p>Use playdough to make words.</p>	<p><b><u>Word Scramble</u></b></p> <p>Write words cut them into letters. Have student use the letters to make the words.</p>	<p><b><u>Pick up Sticks</u></b></p> <p>Write high frequency words on sticks. Put in a cup. Take turns pulling sticks, if they say the word correctly, they keep the stick.</p>	<p><b><u>Pick up Sticks</u></b></p> <p>Write high frequency words and the word "DYNAMITE" on popsicle sticks." Take turns pulling sticks if you pull the word "DYNAMITE" you must return all your sticks to the cup.</p>	<p><b><u>Letter Sound Practice</u></b></p> <p>Write letters on pieces of paper and put them in a paper bag. Let your children reach into the bag and take out letters. Have them say the sounds that match the letters.</p>

Name: \_\_\_\_\_ Grade: \_\_\_\_\_

# My Summer Activity Log

Use this log to keep track of the activities and books you completed this summer!  
In September, celebrate your accomplishment!

Activity Completed	Date Completed
1.	
2.	
3.	
4.	
5.	
6.	
7.	
8.	
9.	
10.	

11.

12.

13.

14.

15.

16.

17.

18.

19.

20.

21.

22.

23.	
24.	
25.	
26.	
27.	
28.	
29.	
30.	
31.	
32.	
33.	
34.	

# Hempstead School District Summer

## We are Inquirers

During the 1<sup>st</sup> few months of school, you will be reading books related to Your Neighborhood (1<sup>st</sup>) so let's bridge our summer learning with our future learning! Listed below is a project that will help prepare you for the next grade level! You can choose to complete the project listed below or you can create your own project related to "Your Neighborhood"! Share your completed project or response with your new teacher in the fall with the possibility of presenting your work district-wide at a Board Meeting!

### First Grade: My Neighborhood

- Persuade people to visit your neighborhood by creating an advertising poster that shows the people, places, and things in your neighborhood.
- Ex. Firefighters, parks, restaurants, library, etc
- Extend: Create more than one advertising poster.
- Modify: Choose one instead of three for your advertising poster.



# Hempstead Schools' Summer Reading

## Students Read

### May We Recommend...



### Favorite Authors

Monica Brown	Kevin Henke's
Eric Carle	Kate McMullan
Lauren Child	Meg Medina
Doreen Cronin	Pat Mora
Matt de la Pena	Christopher Myers
Mem Fox	Mo Willems

### Favorite Series

Arnold, Tedd	<i>Fly Guy</i> books
Berenstain, Stan	<i>Berenstain Bears</i> books
Cole, Joanna	<i>Magic School Bus</i> books
Dean, James	<i>Pete the Cat</i> books
Lin, Grace	<i>Ling and Ting</i> books
Manushkin, Fran	<i>Pedro and Katie Woo</i> books
National Geographic	"Animal" books
Parish, Peggy	<i>Amelia Bedelia</i> books
Rylant, Cynthia	<i>Henry and Mudge, Annie and Snowball</i> books
Willems, Mo	<i>Elephant and Piggie</i> books
Scotton, Rob	<i>Splat</i> books <i>Who Was/Who Is</i> biographies

\*\*\*\*\*

