

Honors Geometry Summer Learning Assignment

This book belongs to:

Summer Honors Geometry Learning Packet Overview

For Rising 10th Grade Students

Welcome to your sophomore year at Marion P. Thomas Charter School! This summer packet is designed to help you review and strengthen the key prerequisite skills needed for success in Honors Geometry. Completing this work will help you start the school year confident and prepared for the challenges ahead.

How to Complete the Packet:

Each page of this packet focuses on a specific topic. At the top of each page, you will find the title of a corresponding Edpuzzle video. As you work through each section, you must watch and complete the Edpuzzle video while completing the notes/scrap paper section.

Grading:

You will receive two assessment grades for this assignment: one grade for your notes/scrap paper and one grade for your Edpuzzle score based on the multiple-choice questions. Both your completed Edpuzzles and your physical packet will count toward your first assessment grades in Honors Geometry.

Expectations:


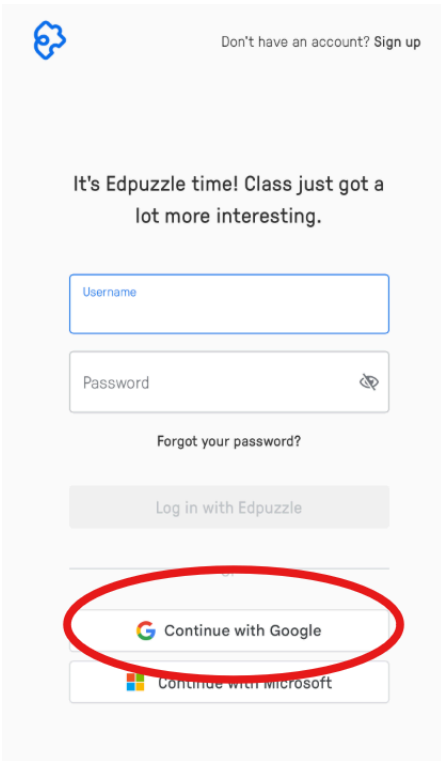

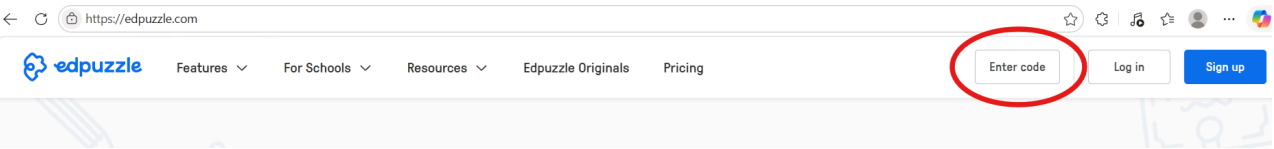

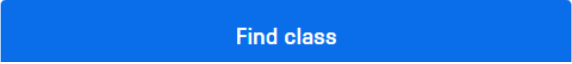
Answer all questions thoroughly. Show all work in the space provided in your packet. Stay organized and pace yourself throughout the summer. Complete all sections before the first day of school.

Submission & Deadline:

The packet is due on the first day of school, August 31st. You must submit your completed packet in person to your teacher during your first class. If the packet is not completed you will attend Saturday tutoring until the packet is complete.

By dedicating time to review and practice these essential skills, you are setting yourself up for a strong and successful start in Honors Geometry. We look forward to seeing your hard work and effort. If you have any questions, please contact Ms. Khan at skhan@mptcs.org

Step 1: Access the course by following one of the steps below

<p>Access the Course by Phone</p>	<p>FIRST, Scan QR Code Above</p>   <p>SECOND, Click on the option Continue With Google</p>
<p>Access the Course by Chromebook</p>	<p>FIRST, Type in Edpuzzle.com in the toolbox as seen below:</p>  <p>SECOND, Click here to enter the code:</p>  <p>THIRD, Enter the code below it is.. Bonemma then click find class</p>  <p>The Open Class feature is subject to our Terms of Service and Privacy Policy.</p> 

Step 2 Click here

Honors Geometry Summer Learning

Please Complete all multiple choice questions in the video and use the summer learning journal for scrap paper. No scrap p


Class code **bonemma**

1 Assignments Completed

All Due Date No Due Date

In progress

Assignment Proq








Honors Geometry Summer Learning
50 Activities

Step 3: Start with the first video by clicking on it. You must go in order.


Make sure title and video match

edpuzzle

Honors Geometry Summer Learning Start

Assignment	Grade	Progress
1  06:20 9 ● Identifying Arithmetic and Geometric Sequences	-	<div style="width: 10%;"></div>
2  07:29 10 ● Finding the nth Term of Geometric Sequences	-	<div style="width: 10%;"></div>
3  05:38 9 ● Finding the nth Term of Arithmetic Sequences	-	<div style="width: 10%;"></div>
4  05:55 10 ● Writing Linear Equations from Graphs <small>Complete the activity above to unlock this one!</small>	-	<div style="width: 10%;"></div>
5  05:58 8 ● Identifying Parallel and Perpendicular Lines	-	<div style="width: 10%;"></div>
6  06:34 8 ● Writing Equations of Parallel Lines	-	<div style="width: 10%;"></div>
7  06:58 8 ● Writing Equations of Perpendicular Lines	-	<div style="width: 10%;"></div>

Step 4: Fill out each page of the summer learning journal
no work = no credit

Identifying Arithmetic and Geometric Sequences  Make sure the title and video match


The Blank space is used for notes and scrap paper

Identifying Arithmetic and Geometric Sequences


Finding the nth term of Geometric Sequences

Finding the nth term of Arithmetic Sequences

Writing Linear Equations from Graphs (Slope-Intercept Form)

A large, empty rectangular box with a thin black border, occupying most of the page below the title. It is intended for students to write their answers or show their work.

Identifying Parallel and Perpendicular Lines



Writing Equations of Parallel Lines

Writing Equations of Perpendicular Lines

Solving Multi-Step Equations


Clearing Denominators in Equations

Solving Equations with Variables on Both Sides

Solving Literal Equations

Using Formulas

Introduction to Proportionality




Solving Proportions

Writing Proportions from Similar Figures


Percent Proportions




Finding Distance in the Coordinate Plane (Distance Formula)




Introduction to Similar Figures




Identifying Similarity (Figures)




Calculating Side Lengths Given Scale Factor




Calculating Side Lengths Given Scale Factor (Complex)



Calculating Scale Factor from Scaled Figures




Calculating Scale Factor from Scaled Figures (Complex)




Find Missing Side Lengths of Scaled Figures




Find Missing Side Lengths of Scaled Figures (Complex)




Finding Perimeter of Scaled Figures




Finding Perimeter of Scaled Figures (Complex)




Finding Area of Scaled Figures




Finding Area of Scaled Figures (Complex)




Finding Missing Measurements of Scale Models




Finding Missing Measurements of Scale Models (Complex)




Finding the Scale Used in Scale Models




Finding the Scale Used in Scale Models (Complex)



Finding Perimeter of Scale Models




Finding Perimeter of Scale Models (Complex)



Finding Area of Scale Models



Finding Area of Scale Models (Complex)




Finding Missing Information Using Scales (Problem Based)


A large, empty rectangular box with a thin black border, occupying most of the page below the title. It is intended for students to work on a problem-based learning activity related to finding missing information using scales.

Calculating the Scale Factor (Problem Based)


Determine the Triangle Similarity (Angle Measurements)




Missing Angles in Similar Triangles



Proving Triangle Similarity (Angle Pairs)



Explaining Slope with Similar Triangles



Determining if Ratios are Proportional

Determining if Ratios are Proportional (Cross Multiplication)

Square Roots (Area Application)

