

Harmony Public Schools

Budget Department

2025 – 2026

June 20, 2026

Board Meeting



Harmony Public Schools

Budget Department

2025 - 2026

All Funds

System Wide All Funds

June 20, 2026 Board Meeting

All Funds Budget Amendments/Income Statement

County/District

Harmony Public Schools

	Budget				Actual		
Revenue	**Initial July 01, 2025**	**Amended November 15, 2025**	**Amended March 28, 2026**	**Amended June 20, 2026**	**07/01 - 06/30**	**Percent**	**Amended % Change**
00-5742 Interest Revenue	$5,591,010	$5,591,010	$5,591,010	$6,770,849	$6,770,848	100.00%	21.10%
00-5743 Rent	$0	$75,833	$252,200	$781,845	$675,794	86.44%	210.01%
00-5744 Gifts & Bequests	$4,798,305	$8,074,452	$17,305,804	$24,516,788	$23,510,183	95.89%	41.67%
00-5749 Local Sources Revenue	$3,270,120	$3,629,870	$4,206,318	$5,665,431	$1,822,264	32.16%	34.69%
00-5751 Food Service-Charged	$2,128,914	$2,128,914	$2,128,914	$2,663,307	$2,695,408	101.21%	25.10%
00-5755 Activity Fund Revenue	$4,048,000	$4,059,157	$4,127,052	$4,680,423	$3,853,047	82.32%	13.41%
00-5810 ASF-Per Capita & Foundation School Program	$567,787,252	$568,459,822	$564,436,038	$575,208,935	$575,208,935	100.00%	1.91%
00-5829 State Program Revenues-IM, etc.	$5,166,647	$7,064,113	$7,250,246	$7,905,956	$4,644,569	58.75%	9.04%
00-5831 TRS on Behalf Revenues	$16,600,411	$16,600,411	$16,600,411	$21,349,448	$21,349,448	100.00%	28.61%
00-5839 State Rev from State Agencies (Other than TEA)	$0	$0	$0	$0	$0	0.00%	0.00%
00-5919 Fed Rev Distr Thru Other Agencies	$9,525	$9,525	$9,525	$9,525	$9,525	100.00%	0.00%
00-5921 National School Breakfast Program	$3,190,611	$3,190,611	$3,190,611	$3,551,232	$3,551,232	100.00%	11.30%
00-5922 National School Lunch Program	$14,298,882	$14,298,882	$14,298,882	$16,338,541	$16,338,542	100.00%	14.26%
00-5929 Federal Revenues Distributed by TEA	$30,632,939	$30,676,047	$31,419,841	$32,259,732	$25,269,209	78.33%	2.67%
00-5931 School Health and Related Services (SHARS)	$0	$0	$0	$158,171	$158,171	100.00%	0.00%
00-5939 Federal Rev Distrib by State Agencies (Other than TEA)	$139,000	$139,000	$139,000	$0	$0	0.00%	-100.00%
00-5949 Federal Revenues Distributed by Federal Government	$89,987	$89,987	$89,987	$125,660	$125,660	100.00%	39.64%
Total Revenue	**$657,751,603**	**$664,087,634**	**$671,045,839**	**$701,985,844**	**$685,982,836**	**97.72%**	**4.61%**
Expenditure							
11-6000 Instruction	$327,752,902	$318,241,769	$317,270,501	$332,139,003	$329,874,967	99.32%	4.69%
12-6000 Library	$10,000	$76,510	$73,286	$77,583	$77,234	99.55%	5.86%
13-6000 Curriculum	$29,794,119	$34,003,085	$33,501,876	$35,803,940	$34,882,096	97.43%	6.87%
21-6000 Instructional Leadership	$2,314,605	$2,321,667	$2,505,563	$2,838,350	$2,841,686	100.12%	13.28%
23-6000 School Leadership	$53,764,289	$54,624,016	$57,417,198	$59,511,625	$59,006,773	99.15%	3.65%
31-6000 Counseling	$18,441,939	$23,591,969	$19,002,414	$23,529,524	$22,260,986	94.61%	23.82%
33-6000 Health Services	$449,513	$388,598	$400,333	$404,753	$404,133	99.85%	1.10%
34-6000 Transportation	$1,719,000	$1,794,179	$1,751,831	$2,198,978	$2,188,149	99.51%	25.52%
35-6000 Food Services	$21,733,455	$21,733,369	$22,043,726	$24,273,011	$22,510,751	92.74%	10.11%
36-6000 Extracurricular Activities	$6,597,917	$6,596,414	$6,963,089	$7,185,249	$6,417,597	89.32%	3.19%
41-6000 Administration	$38,880,415	$39,527,115	$41,077,657	$42,224,362	$42,039,034	99.56%	2.79%
51-6000 Maintenance	$88,132,777	$87,762,189	$88,856,069	$92,002,364	$91,762,652	99.74%	3.54%
52-6000 Security	$6,794,304	$8,466,088	$8,340,854	$8,447,346	$8,123,210	96.16%	1.28%
53-6000 Data Processing	$14,218,871	$14,101,997	$15,236,591	$15,521,325	$15,260,121	98.32%	1.87%
61-6000 Community Services	$0	$0	$0	$710,455	$710,455	100.00%	0.00%
71-6000 Debt Service	$36,997,741	$36,997,741	$36,997,741	$41,942,287	$40,886,946	97.48%	13.36%
81-6000 Capital Improvement	$0	$1,809,149	$1,822,149	$1,901,904	$375,505	19.74%	4.38%
Total Expenditure	**$647,601,846**	**$652,035,855**	**$653,260,877**	**$690,712,060**	**$679,622,296**	**98.39%**	**5.73%**
Overall Totals	**$10,149,757**	**$12,051,779**	**$17,784,962**	**$11,273,784**	**$6,360,540**		**-36.61%**

Central Texas All Funds

June 20, 2026 Board Meeting

All Funds Budget Amendments/Income Statement

County/District 227-816

Harmony Public Schools - Central Texas

	Budget				Actual		
Revenue	**Initial July 01, 2025**	**Amended November 15, 2025**	**Amended March 28, 2026**	**Amended June 20, 2026**	**07/01 - 06/30**	**Percent**	**Amended % Change**
00-5742 Interest Revenue	$231,190	$231,190	$231,190	$356,915	$356,915	100.00%	54.38%
00-5743 Rent	$0	$0	$0	$0	$0	0.00%	0.00%
00-5744 Gifts & Bequests	$437,214	$614,714	$3,823,624	$3,938,817	$3,918,067	99.47%	3.01%
00-5745 Insurance Recovery	$0	$0	$0	$0	$0	0.00%	0.00%
00-5749 Local Sources Revenue	$271,594	$271,694	$281,694	$290,144	$178,296	61.45%	3.00%
00-5751 Food Service-Charged	$285,000	$285,000	$285,000	$368,158	$368,158	100.00%	29.18%
00-5755 Activity Fund Revenue	$259,000	$263,700	$304,800	$404,757	$322,007	79.56%	32.79%
00-5810 ASF-Per Capita & Foundation School Program	$68,752,339	$68,752,339	$64,617,435	$65,940,709	$65,940,709	100.00%	2.05%
00-5829 State Program Revenues-IM, etc.	$875,410	$879,330	$913,395	$968,908	$637,090	65.75%	6.08%
00-5831 TRS on Behalf Revenues	$1,702,345	$1,702,345	$1,702,345	$2,224,757	$2,224,757	100.00%	30.69%
00-5839 State Rev from State Agencies (Other than TEA)	$0	$0	$0	$0	$0	0.00%	0.00%
00-5919 Fed Rev Distr Thru Other Agencies	$400	$400	$400	$400	$400	100.00%	0.00%
00-5921 National School Breakfast Program	$306,352	$306,352	$306,352	$314,125	$314,125	100.00%	2.54%
00-5922 National School Lunch Program	$1,414,896	$1,414,896	$1,414,896	$1,325,763	$1,325,762	100.00%	-6.30%
00-5929 Federal Revenues Distributed by TEA	$2,501,190	$2,544,297	$2,571,882	$2,586,002	$1,986,158	76.80%	0.55%
00-5931 School Health and Related Services (SHARS)	$0	$0	$0	$20,396	$20,396	100.00%	0.00%
00-5939 Federal Rev Distrib by State Agencies (Other than TEA)	$12,500	$12,500	$12,500	$0	$0	0.00%	-100.00%
00-5949 Federal Revenues Distributed by Federal Government	$0	$0	$0	$0	$0	0.00%	0.00%
Total Revenue	**$77,049,430**	**$77,278,757**	**$76,465,513**	**$78,739,849**	**$77,592,840**	**98.54%**	**2.97%**
Expenditure							
11-6000 Instruction	$36,956,784	$36,316,034	$34,925,681	$35,908,502	$35,823,723	99.76%	2.81%
12-6000 Library	$2,000	$70,510	$70,786	$73,126	$72,780	99.53%	3.31%
13-6000 Curriculum	$3,740,385	$3,933,897	$3,962,587	$4,007,417	$4,037,384	100.75%	1.13%
21-6000 Instructional Leadership	$317,270	$317,757	$333,346	$370,618	$370,005	99.83%	11.18%
23-6000 School Leadership	$6,227,108	$6,259,591	$6,563,234	$6,849,474	$6,839,147	99.85%	4.36%
31-6000 Counseling	$1,746,870	$2,309,090	$2,063,161	$2,536,909	$2,512,071	99.02%	22.96%
33-6000 Health Services	$24,400	$25,602	$32,058	$40,587	$37,649	92.76%	26.61%
34-6000 Transportation	$594,000	$547,000	$603,350	$586,494	$583,752	99.53%	-2.79%
35-6000 Food Services	$2,671,219	$2,671,219	$2,765,381	$2,578,040	$2,788,650	108.17%	-6.77%
36-6000 Extracurricular Activities	$516,980	$555,736	$645,991	$714,764	$627,530	87.80%	10.65%
41-6000 Administration	$4,442,519	$4,488,346	$4,383,928	$4,432,365	$4,401,191	99.30%	1.10%
51-6000 Maintenance	$12,256,715	$11,975,801	$12,065,781	$11,901,941	$12,137,965	101.98%	-1.36%
52-6000 Security	$727,756	$936,163	$887,175	$938,662	$885,497	94.34%	5.80%
53-6000 Data Processing	$1,281,992	$1,293,707	$1,414,153	$1,418,619	$1,413,947	99.67%	0.32%
61-6000 Community Services	$0	$0	$0	$19,221	$19,221	100.00%	0.00%
71-6000 Debt Service	$4,391,977	$4,391,977	$4,391,977	$5,241,005	$5,139,157	98.06%	19.33%
81-6000 Capital Improvement	$0	$0	$13,000	$13,000	$10,531	81.01%	0.00%
Total Expenditure	**$75,897,975**	**$76,092,429**	**$75,121,588**	**$77,630,743**	**$77,700,202**	**100.09%**	**3.34%**
Overall Totals	**$1,151,455**	**$1,186,328**	**$1,343,926**	**$1,109,107**	**-$107,362**		**-17.47%**

North Texas All Funds

June 20, 2026 Board Meeting

All Funds Budget Amendments/Income Statement

County/District 161-807

Harmony Public Schools - North Texas

	Budget				Actual		
Revenue	**Initial July 01, 2025**	**Amended November 15, 2025**	**Amended March 28, 2026**	**Amended June 20, 2026**	**07/01 - 06/30**	**Percent**	**Amended % Change**
00-5742 Interest Revenue	$1,869,841	$1,869,841	$1,869,841	$2,193,490	$2,193,490	100.00%	17.31%
00-5743 Rent	$0	$0	$176,367	$652,680	$573,295	87.84%	270.07%
00-5744 Gifts & Bequests	$0	$17,689	$1,763,444	$1,831,794	$1,830,392	99.92%	3.88%
00-5745 Insurance Recovery	$0	$0	$0	$0	$0	0.00%	0.00%
00-5749 Local Sources Revenue	$483,902	$493,374	$522,262	$539,437	$323,974	60.06%	3.29%
00-5751 Food Service-Charged	$465,000	$465,000	$465,000	$544,368	$544,368	100.00%	17.07%
00-5755 Activity Fund Revenue	$940,000	$940,000	$953,036	$1,072,121	$855,071	79.76%	12.50%
00-5810 ASF-Per Capita & Foundation School Program	$132,189,530	$132,189,530	$131,547,079	$133,594,680	$133,594,680	100.00%	1.56%
00-5829 State Program Revenues-IM, etc.	$725,584	$739,758	$764,424	$931,400	$471,247	50.60%	21.84%
00-5831 TRS on Behalf Revenues	$3,902,812	$3,902,812	$3,902,812	$4,955,310	$4,955,310	100.00%	26.97%
00-5839 State Rev from State Agencies (Other than TEA)	$0	$0	$0	$0	$0	0.00%	0.00%
00-5919 Fed Rev Distr Thru Other Agencies	$0	$0	$0	$0	$0	0.00%	0.00%
00-5921 National School Breakfast Program	$686,758	$686,758	$686,758	$821,212	$821,212	100.00%	19.58%
00-5922 National School Lunch Program	$3,081,767	$3,081,767	$3,081,767	$3,749,991	$3,749,991	100.00%	21.68%
00-5929 Federal Revenues Distributed by TEA	$5,990,925	$5,990,925	$6,052,280	$6,163,884	$5,632,958	91.39%	1.84%
00-5931 School Health and Related Services (SHARS)	$0	$0	$0	$22,874	$22,874	100.00%	0.00%
00-5939 Federal Rev Distrib by State Agencies (Other than TEA)	$75,000	$75,000	$75,000	$0	$0	0.00%	-100.00%
00-5949 Federal Revenues Distributed by Federal Government	$0	$0	$0	$0	$0	0.00%	0.00%
Total Revenue	**$150,411,119**	**$150,452,454**	**$151,860,070**	**$157,073,240**	**$155,568,861**	**99.04%**	**3.43%**
Expenditure							
11-6000 Instruction	$75,313,833	$73,501,037	$73,672,604	$76,210,229	$75,949,294	99.66%	3.44%
12-6000 Library	$0	$0	$0	$0	$0	0.00%	0.00%
13-6000 Curriculum	$7,025,882	$7,395,782	$7,422,480	$7,649,147	$7,547,650	98.67%	3.05%
21-6000 Instructional Leadership	$472,983	$470,093	$527,533	$593,362	$586,150	98.78%	12.48%
23-6000 School Leadership	$13,088,266	$13,105,044	$13,855,546	$14,294,100	$14,274,785	99.86%	3.17%
31-6000 Counseling	$6,191,265	$7,238,390	$5,242,534	$7,164,389	$7,045,990	98.35%	36.66%
33-6000 Health Services	$110,350	$44,425	$50,429	$57,300	$60,275	105.19%	13.62%
34-6000 Transportation	$182,000	$57,120	$7,641	$6,531	$1,875	28.70%	-14.52%
35-6000 Food Services	$5,172,840	$5,172,754	$5,531,827	$5,978,078	$5,149,474	86.14%	8.07%
36-6000 Extracurricular Activities	$1,395,000	$1,408,170	$1,475,410	$1,529,651	$1,379,754	90.20%	3.68%
41-6000 Administration	$8,174,243	$8,208,233	$8,291,358	$8,108,472	$8,082,807	99.68%	-2.21%
51-6000 Maintenance	$18,528,694	$18,705,851	$19,468,850	$20,320,728	$19,469,863	95.81%	4.38%
52-6000 Security	$1,530,091	$1,932,525	$1,847,966	$1,683,269	$1,547,952	91.96%	-8.91%
53-6000 Data Processing	$2,777,246	$2,773,906	$2,958,028	$2,996,797	$2,969,003	99.07%	1.31%
61-6000 Community Services	$0	$0	$0	$117,443	$117,443	100.00%	0.00%
71-6000 Debt Service	$8,571,218	$8,571,218	$8,571,218	$8,921,676	$8,740,213	97.97%	4.09%
81-6000 Capital Improvement	$0	$18,789	$18,789	$28,499	$30,859	108.28%	51.68%
Total Expenditure	**$148,533,910**	**$148,603,335**	**$148,942,215**	**$155,659,672**	**$152,953,388**	**98.26%**	**4.51%**
Overall Totals	**$1,877,209**	**$1,849,119**	**$2,917,855**	**$1,413,569**	**$2,615,473**		**-51.55%**

West Texas All Funds

June 20, 2026 Board Meeting

All Funds Budget Amendments/Income Statement

County/District 071-806

Harmony Public Schools - West Texas

	Budget				Actual		
Revenue	**Initial July 01, 2025**	**Amended November 15, 2025**	**Amended March 28, 2026**	**Amended June 20, 2026**	**07/01 - 06/30**	**Percent**	**Amended % Change**
00-5742 Interest Revenue	$697,403	$697,403	$697,403	$739,845	$739,845	100.00%	6.09%
00-5743 Rent	$0	$0	$0	$0	$0	0.00%	0.00%
00-5744 Gifts & Bequests	$2,072,618	$3,584,500	$5,646,627	$5,676,727	$5,676,727	100.00%	0.53%
00-5745 Insurance Recovery	$0	$0	$0	$0	$0	0.00%	0.00%
00-5749 Local Sources Revenue	$77,963	$77,963	$88,553	$88,553	$48,817	55.13%	0.00%
00-5751 Food Service-Charged	$415,000	$415,000	$415,000	$516,921	$516,921	100.00%	24.56%
00-5755 Activity Fund Revenue	$403,000	$403,000	$403,000	$525,144	$491,468	93.59%	30.31%
00-5810 ASF-Per Capita & Foundation School Program	$75,075,167	$75,075,167	$76,175,006	$77,894,799	$77,894,799	100.00%	2.26%
00-5829 State Program Revenues-IM, etc.	$617,345	$1,830,193	$1,856,497	$2,006,508	$497,595	24.80%	8.08%
00-5831 TRS on Behalf Revenues	$1,833,937	$1,833,937	$1,833,937	$2,405,719	$2,405,719	100.00%	31.18%
00-5839 State Rev from State Agencies (Other than TEA)	$0	$0	$0	$0	$0	0.00%	0.00%
00-5919 Fed Rev Distr Thru Other Agencies	$0	$0	$0	$0	$0	0.00%	0.00%
00-5921 National School Breakfast Program	$466,812	$466,812	$466,812	$508,701	$508,701	100.00%	8.97%
00-5922 National School Lunch Program	$2,259,341	$2,259,341	$2,259,341	$2,657,204	$2,657,204	100.00%	17.61%
00-5929 Federal Revenues Distributed by TEA	$4,329,486	$4,329,487	$4,393,981	$4,559,284	$3,695,154	81.05%	3.76%
00-5931 School Health and Related Services (SHARS)	$0	$0	$0	$26,312	$26,312	100.00%	0.00%
00-5939 Federal Rev Distrib by State Agencies (Other than TEA)	$3,500	$3,500	$3,500	$0	$0	0.00%	-100.00%
00-5949 Federal Revenues Distributed by Federal Government	$0	$0	$0	$0	$0	0.00%	0.00%
Total Revenue	**$88,251,572**	**$90,976,303**	**$94,239,657**	**$97,605,717**	**$95,159,263**	**97.49%**	**3.57%**
Expenditure							
11-6000 Instruction	$41,690,612	$40,371,242	$40,240,586	$42,759,604	$42,429,133	99.23%	6.26%
12-6000 Library	$0	$0	$0	$0	$0	0.00%	0.00%
13-6000 Curriculum	$4,712,545	$5,301,428	$5,048,230	$5,563,069	$5,316,015	95.56%	10.20%
21-6000 Instructional Leadership	$390,917	$409,058	$434,724	$510,974	$504,485	98.73%	17.54%
23-6000 School Leadership	$7,503,726	$7,503,444	$7,863,913	$8,231,489	$8,167,986	99.23%	4.67%
31-6000 Counseling	$2,271,886	$2,801,520	$2,390,091	$2,578,455	$2,356,704	91.40%	7.88%
33-6000 Health Services	$63,900	$62,571	$59,165	$57,647	$59,231	102.75%	-2.57%
34-6000 Transportation	$153,000	$188,374	$171,113	$170,383	$178,998	105.06%	-0.43%
35-6000 Food Services	$3,113,960	$3,113,960	$2,781,958	$3,542,203	$3,380,341	95.43%	27.33%
36-6000 Extracurricular Activities	$727,500	$747,112	$772,966	$867,503	$828,113	95.46%	12.23%
41-6000 Administration	$4,749,182	$4,743,717	$4,800,235	$5,080,183	$4,867,740	95.82%	5.83%
51-6000 Maintenance	$15,079,685	$15,132,492	$15,479,875	$15,976,658	$15,971,705	99.97%	3.21%
52-6000 Security	$1,145,600	$1,366,079	$1,481,004	$1,511,217	$1,423,987	94.23%	2.04%
53-6000 Data Processing	$1,701,819	$1,662,012	$1,806,634	$1,776,607	$1,735,436	97.68%	-1.66%
61-6000 Community Services	$0	$0	$0	$118,395	$118,395	100.00%	0.00%
71-6000 Debt Service	$3,367,614	$3,367,614	$3,367,614	$6,335,476	$6,306,239	99.54%	88.13%
81-6000 Capital Improvement		$1,197,083	$1,197,083	$1,237,084	$30,437	2.46%	3.34%
Total Expenditure	**$86,671,946**	**$87,967,708**	**$87,895,190**	**$96,316,946**	**$93,674,947**	**97.26%**	**9.58%**
Overall Totals	**$1,579,626**	**$3,008,595**	**$6,344,467**	**$1,288,771**	**$1,484,315**		**-79.69%**

Houston North All Funds

June 20, 2026 Board Meeting

All Funds Budget Amendments/Income Statement

County/District 101-858

Harmony Public Schools - Houston North

	Budget				Actual		
Revenue	**Initial July 01, 2025**	**Amended November 15, 2025**	**Amended March 28, 2026**	**Amended June 20, 2026**	**07/01 - 06/30**	**Percent**	**Amended % Change**
00-5742 Interest Revenue	$944,737	$944,737	$944,737	$1,324,378	$1,324,378	100.00%	40.18%
00-5743 Rent	$0	$0	$0	$0	$0	0.00%	0.00%
00-5744 Gifts & Bequests	$1,300,000	$1,375,000	$2,463,062	$2,482,937	$2,451,707	98.74%	0.81%
00-5745 Insurance Recovery	$0	$0	$0	$0	$0	0.00%	0.00%
00-5749 Local Sources Revenue	$383,427	$387,194	$409,464	$426,925	$271,140	63.51%	4.26%
00-5751 Food Service-Charged	$420,000	$420,000	$420,000	$544,714	$576,814	105.89%	29.69%
00-5755 Activity Fund Revenue	$856,000	$860,759	$860,759	$917,947	$855,605	93.21%	6.64%
00-5810 ASF-Per Capita & Foundation School Program	$102,321,763	$102,321,763	$100,952,249	$103,474,461	$103,474,461	100.00%	2.50%
00-5829 State Program Revenues-IM, etc.	$1,152,105	$1,154,993	$1,197,382	$1,250,202	$1,033,621	82.68%	4.41%
00-5831 TRS on Behalf Revenues	$2,714,744	$2,714,744	$2,714,744	$3,512,861	$3,512,861	100.00%	29.40%
00-5839 State Rev from State Agencies (Other than TEA)	$0	$0	$0	$0	$0	0.00%	0.00%
00-5919 Fed Rev Distr Thru Other Agencies	$0	$0	$0	$0	$0	0.00%	0.00%
00-5921 National School Breakfast Program	$700,590	$700,590	$700,590	$742,437	$742,437	100.00%	5.97%
00-5922 National School Lunch Program	$2,726,653	$2,726,653	$2,726,653	$3,068,913	$3,068,913	100.00%	12.55%
00-5929 Federal Revenues Distributed by TEA	$5,905,081	$5,905,081	$6,006,413	$6,210,951	$4,168,781	67.12%	3.41%
00-5931 School Health and Related Services (SHARS)	$0	$0	$0	$500	$500	100.00%	0.00%
00-5939 Federal Rev Distrib by State Agencies (Other than TEA)	$10,500	$10,500	$10,500	$0	$0	0.00%	-100.00%
00-5949 Federal Revenues Distributed by Federal Government	$0	$0	$0	$0	$0	0.00%	0.00%
Total Revenue	**$119,435,600**	**$119,522,014**	**$119,406,553**	**$123,957,225**	**$121,481,216**	**98.00%**	**3.81%**
Expenditure							
11-6000 Instruction	$60,142,794	$58,405,418	$58,773,882	$61,890,830	$61,137,083	98.78%	5.30%
12-6000 Library	$1,000	$0	$0	$0	$0	0.00%	0.00%
13-6000 Curriculum	$5,836,165	$6,447,943	$6,816,173	$7,248,433	$7,114,829	98.16%	6.34%
21-6000 Instructional Leadership	$324,620	$316,684	$344,688	$397,016	$398,542	100.38%	15.18%
23-6000 School Leadership	$10,089,609	$10,099,149	$10,430,240	$10,479,626	$10,462,178	99.83%	0.47%
31-6000 Counseling	$2,082,176	$2,797,889	$2,445,594	$2,887,870	$2,411,631	83.51%	18.08%
33-6000 Health Services	$98,400	$76,607	$72,249	$62,500	$63,055	100.89%	-13.49%
34-6000 Transportation	$474,000	$558,000	$554,123	$560,169	$567,414	101.29%	1.09%
35-6000 Food Services	$4,003,242	$4,003,242	$4,055,732	$4,532,066	$4,180,547	92.24%	11.74%
36-6000 Extracurricular Activities	$1,228,450	$1,216,494	$1,252,825	$1,251,878	$1,025,651	81.93%	-0.08%
41-6000 Administration	$5,902,085	$5,968,104	$6,003,058	$6,015,636	$5,890,142	97.91%	0.21%
51-6000 Maintenance	$16,094,388	$15,667,349	$15,742,274	$16,183,188	$16,399,226	101.33%	2.80%
52-6000 Security	$1,057,400	$1,292,180	$1,359,636	$1,468,413	$1,439,382	98.02%	8.00%
53-6000 Data Processing	$2,223,767	$2,197,432	$2,368,835	$2,414,365	$2,421,814	100.31%	1.92%
61-6000 Community Services	$0	$0	$0	$177,286	$177,286	100.00%	0.00%
71-6000 Debt Service	$7,908,684	$7,908,684	$7,908,684	$7,977,193	$7,833,408	98.20%	0.87%
81-6000 Capital Improvement	$0	$0	$0	$0	$0	100.00%	0.00%
Total Expenditure	**$117,466,779**	**$116,955,174**	**$118,127,992**	**$123,546,469**	**$121,522,186**	**98.36%**	**4.59%**
Overall Totals	**$1,968,821**	**$2,566,840**	**$1,278,561**	**$410,757**	**-$40,970**		**-67.87%**

Houston South All Funds

June 20, 2026 Board Meeting

All Funds Budget Amendments/Income Statement

County/District 101-846

Harmony Public Schools - Houston South

	Budget				Actual		
Revenue	**Initial July 01, 2025**	**Amended November 15, 2025**	**Amended March 28, 2026**	**Amended June 20, 2026**	**07/01 - 06/30**	**Percent**	**Amended % Change**
00-5742 Interest Revenue	$650,605	$650,605	$650,605	$779,924	$779,924	100.00%	19.88%
00-5743 Rent	$0	$75,833	$75,833	$75,833	$75,833	100.00%	0.00%
00-5744 Gifts & Bequests	$0	$0	$350,126	$5,373,251	$5,353,251	99.63%	1434.66%
00-5745 Insurance Recovery	$0	$0	$0	$0	$0	0.00%	0.00%
00-5749 Local Sources Revenue	$575,992	$593,152	$643,152	$652,171	$399,052	61.19%	1.40%
00-5751 Food Service-Charged	$0	$0	$0	$0	$0	0.00%	0.00%
00-5755 Activity Fund Revenue	$242,000	$242,000	$242,000	$296,000	$224,258	75.76%	22.31%
00-5810 ASF-Per Capita & Foundation School Program	$48,293,182	$48,408,182	$50,864,309	$52,430,126	$52,430,126	100.00%	3.08%
00-5829 State Program Revenues-IM, etc.	$609,781	$674,021	$687,486	$739,552	$586,814	79.35%	7.57%
00-5831 TRS on Behalf Revenues	$2,467,494	$2,467,494	$2,467,494	$3,204,954	$3,204,954	100.00%	29.89%
00-5839 State Rev from State Agencies (Other than TEA)	$0	$0	$0	$0	$0	0.00%	0.00%
00-5919 Fed Rev Distr Thru Other Agencies	$0	$0	$0	$0	$0	0.00%	0.00%
00-5921 National School Breakfast Program	$254,092	$254,092	$254,092	$271,665	$271,665	100.00%	6.92%
00-5922 National School Lunch Program	$1,233,977	$1,233,977	$1,233,977	$1,466,940	$1,466,940	100.00%	18.88%
00-5929 Federal Revenues Distributed by TEA	$3,793,715	$3,793,715	$3,886,276	$3,970,917	$3,160,887	79.60%	2.18%
00-5931 School Health and Related Services (SHARS)	$0	$0	$0	$47,337	$47,337	100.00%	0.00%
00-5939 Federal Rev Distrib by State Agencies (Other than TEA)	$6,500	$6,500	$6,500	$0	$0	0.00%	-100.00%
00-5949 Federal Revenues Distributed by Federal Government	$0	$0	$0	$0	$0	0.00%	0.00%
Total Revenue	**$58,127,338**	**$58,399,571**	**$61,361,850**	**$69,308,671**	**$68,001,042**	**98.11%**	**12.95%**
Expenditure							
11-6000 Instruction	$32,270,506	$30,731,700	$30,390,764	$32,742,468	$32,565,812	99.46%	7.74%
12-6000 Library	$1,500	$2,500	$2,500	$4,165	$4,163	99.95%	66.60%
13-6000 Curriculum	$2,639,014	$3,085,490	$3,617,181	$4,032,554	$3,906,729	96.88%	11.48%
21-6000 Instructional Leadership	$334,227	$334,227	$350,664	$390,972	$389,293	99.57%	11.49%
23-6000 School Leadership	$4,941,739	$5,354,408	$5,724,935	$6,224,798	$5,891,608	94.65%	8.73%
31-6000 Counseling	$1,452,354	$2,418,714	$2,093,799	$2,769,068	$2,719,793	98.22%	32.25%
33-6000 Health Services	$21,636	$18,547	$22,738	$23,660	$21,164	89.45%	4.06%
34-6000 Transportation	$0	$11,000	$12,919	$47,419	$47,219	99.58%	267.05%
35-6000 Food Services	$1,619,620	$1,619,621	$1,636,613	$1,766,040	$1,651,294	93.50%	7.91%
36-6000 Extracurricular Activities	$482,887	$465,650	$484,170	$512,226	$489,594	95.58%	5.79%
41-6000 Administration	$2,755,029	$2,751,070	$2,765,229	$3,437,798	$3,332,955	96.95%	24.32%
51-6000 Maintenance	$6,435,931	$6,320,784	$6,667,947	$6,479,670	$6,333,141	97.74%	-2.82%
52-6000 Security	$622,046	$724,773	$718,892	$612,514	$601,207	98.15%	-14.80%
53-6000 Data Processing	$1,107,482	$1,086,798	$1,238,287	$1,314,709	$1,306,790	99.40%	6.17%
61-6000 Community Services	$0	$0	$0	$68,664	$68,664	100.00%	0.00%
71-6000 Debt Service	$2,563,287	$2,563,287	$2,563,287	$2,568,892	$2,352,894	91.59%	0.22%
81-6000 Capital Improvement	$0	$63,190	$63,190	$93,235	$50,505	54.17%	47.55%
Total Expenditure	**$57,247,259**	**$57,551,759**	**$58,353,114**	**$63,088,853**	**$61,732,823**	**97.85%**	**8.12%**
Overall Totals	**$880,079**	**$847,812**	**$3,008,736**	**$6,219,818**	**$6,268,219**		**106.73%**

Houston West All Funds

June 20, 2026 Board Meeting

All Funds Budget Amendments/Income Statement

County/District 101-862

Harmony Public Schools - Houston West

	Budget				Actual		
Revenue	**Initial July 01, 2025**	**Amended November 15, 2025**	**Amended March 28, 2026**	**Amended June 20, 2026**	**07/01 - 06/30**	**Percent**	**Amended % Change**
00-5742 Interest Revenue	$567,108	$567,108	$567,108	$667,022	$667,022	100.00%	17.62%
00-5743 Rent	$0	$0	$0	$0	$0	0.00%	0.00%
00-5744 Gifts & Bequests	$0	$200,000	$219,886	$255,074	$96,731	37.92%	16.00%
00-5745 Insurance Recovery	$0	$0	$0	$0	$0	0.00%	0.00%
00-5749 Local Sources Revenue	$508,315	$521,516	$524,666	$495,302	$183,004	36.95%	-5.60%
00-5751 Food Service-Charged	$365,000	$365,000	$365,000	$380,218	$380,217	100.00%	4.17%
00-5755 Activity Fund Revenue	$996,000	$996,000	$996,000	$1,077,595	$837,060	77.68%	8.19%
00-5810 ASF-Per Capita & Foundation School Program	$78,262,610	$78,820,180	$79,281,037	$80,737,085	$80,737,085	100.00%	1.84%
00-5829 State Program Revenues-IM, etc.	$782,772	$1,143,912	$1,151,013	$1,216,984	$1,027,775	84.45%	5.73%
00-5831 TRS on Behalf Revenues	$2,290,312	$2,290,312	$2,290,312	$2,919,170	$2,919,170	100.00%	27.46%
00-5839 State Rev from State Agencies (Other than TEA)	$0	$0	$0	$0	$0	0.00%	0.00%
00-5919 Fed Rev Distr Thru Other Agencies	$0	$0	$0	$0	$0	0.00%	0.00%
00-5921 National School Breakfast Program	$285,566	$285,566	$285,566	$325,655	$325,655	100.00%	14.04%
00-5922 National School Lunch Program	$1,412,745	$1,412,745	$1,412,745	$1,742,517	$1,742,517	100.00%	23.34%
00-5929 Federal Revenues Distributed by TEA	$3,405,892	$3,405,892	$3,385,820	$3,575,154	$3,138,378	87.78%	5.59%
00-5931 School Health and Related Services (SHARS)	$0	$0	$0	$24,359	$24,359	100.00%	0.00%
00-5939 Federal Rev Distrib by State Agencies (Other than TEA)	$15,000	$15,000	$15,000	$0	$0	0.00%	-100.00%
00-5949 Federal Revenues Distributed by Federal Government	$0	$0	$0	$0	$0	0.00%	0.00%
Total Revenue	**$88,891,320**	**$90,023,231**	**$90,494,153**	**$93,416,134**	**$92,078,971**	**98.57%**	**3.23%**
Expenditure							
11-6000 Instruction	$45,830,666	$45,390,054	$45,268,664	$47,198,439	$46,943,403	99.46%	4.26%
12-6000 Library	$2,000	$0	$0	$292	$292	100.00%	0.00%
13-6000 Curriculum	$4,270,793	$4,721,559	$4,904,304	$5,202,586	$5,146,647	98.92%	6.08%
21-6000 Instructional Leadership	$163,687	$163,687	$176,618	$206,555	$203,735	98.63%	16.95%
23-6000 School Leadership	$6,916,125	$7,022,512	$7,562,603	$7,821,470	$7,793,620	99.64%	3.42%
31-6000 Counseling	$2,895,280	$3,353,499	$2,390,256	$2,888,311	$2,849,847	98.67%	20.84%
33-6000 Health Services	$21,000	$44,570	$48,226	$52,436	$52,111	99.38%	8.73%
34-6000 Transportation	$25,000	$158,935	$148,935	$409,011	$409,011	100.00%	174.62%
35-6000 Food Services	$2,117,813	$2,117,814	$2,191,021	$2,691,503	$2,319,534	86.18%	22.84%
36-6000 Extracurricular Activities	$1,422,800	$1,406,854	$1,461,815	$1,566,207	$1,413,383	90.24%	7.14%
41-6000 Administration	$4,456,961	$4,512,259	$4,560,861	$4,546,950	$4,522,365	99.46%	-0.31%
51-6000 Maintenance	$11,486,294	$11,342,151	$11,693,560	$11,656,497	$11,804,649	101.27%	-0.32%
52-6000 Security	$703,500	$960,888	$947,593	$943,891	$933,645	98.91%	-0.39%
53-6000 Data Processing	$1,817,210	$1,802,770	$1,954,084	$1,906,252	$1,875,554	98.39%	-2.45%
61-6000 Community Services	$0	$0	$0	$107,688	$107,688	100.00%	0.00%
71-6000 Debt Service	$5,208,701	$5,208,701	$5,208,701	$5,272,816	$5,052,528	95.82%	1.23%
81-6000 Capital Improvement	$0	$292,097	$292,097	$292,097	$10,289	3.52%	0.00%
Total Expenditure	**$87,337,832**	**$88,498,350**	**$88,809,339**	**$92,763,002**	**$91,438,299**	**98.57%**	**4.45%**
Overall Totals	**$1,553,488**	**$1,524,881**	**$1,684,814**	**$653,132**	**$640,672**		**-61.23%**

South Texas All Funds

June 20, 2026 Board Meeting

All Funds Budget Amendments/Income Statement

County/District 015-828

Harmony Public Schools - South Texas

	Budget				Actual		
Revenue	**Initial July 01, 2025**	**Amended November 15, 2025**	**Amended March 28, 2026**	**Amended June 20, 2026**	**07/01 - 06/30**	**Percent**	**Amended % Change**
00-5742 Interest Revenue	$454,649	$454,649	$454,649	$448,015	$448,015	100.00%	-1.46%
00-5743 Rent	$0	$0	$0	$0	$0	0.00%	0.00%
00-5744 Gifts & Bequests	$988,473	$1,089,723	$1,764,109	$2,643,289	$1,868,409	70.69%	49.84%
00-5745 Insurance Recovery	$0	$0	$0	$0	$0	0.00%	0.00%
00-5749 Local Sources Revenue	$433,927	$434,977	$445,657	$449,137	$277,415	61.77%	0.78%
00-5751 Food Service-Charged	$178,914	$178,914	$178,914	$308,929	$308,929	100.00%	72.67%
00-5755 Activity Fund Revenue	$352,000	$353,698	$367,457	$386,858	$267,579	69.17%	5.28%
00-5810 ASF-Per Capita & Foundation School Program	$62,892,661	$62,892,661	$60,998,923	$61,137,075	$61,137,075	100.00%	0.23%
00-5829 State Program Revenues-IM, etc.	$403,650	$641,906	$680,049	$792,403	$390,427	49.27%	16.52%
00-5831 TRS on Behalf Revenues	$1,688,767	$1,688,767	$1,688,767	$2,126,677	$2,126,677	100.00%	25.93%
00-5839 State Rev from State Agencies (Other than TEA)	$0	$0	$0	$0	$0	0.00%	0.00%
00-5919 Fed Rev Distr Thru Other Agencies	$9,125	$9,125	$9,125	$9,125	$9,125	100.00%	0.00%
00-5921 National School Breakfast Program	$490,441	$490,441	$490,441	$567,438	$567,437	100.00%	15.70%
00-5922 National School Lunch Program	$2,169,503	$2,169,503	$2,169,503	$2,327,214	$2,327,215	100.00%	7.27%
00-5929 Federal Revenues Distributed by TEA	$4,706,650	$4,706,650	$5,123,189	$5,193,541	$3,486,894	67.14%	1.37%
00-5931 School Health and Related Services (SHARS)	$0	$0	$0	$16,392	$16,392	100.00%	0.00%
00-5939 Federal Rev Distrib by State Agencies (Other than TEA)	$16,000	$16,000	$16,000	$0	$0	0.00%	-100.00%
00-5949 Federal Revenues Distributed by Federal Government	$0	$0	$0	$0	$0	0.00%	0.00%
Total Revenue	**$74,784,760**	**$75,127,014**	**$74,386,783**	**$76,406,093**	**$73,231,589**	**95.85%**	**2.71%**
Expenditure							
11-6000 Instruction	$35,916,739	$33,895,318	$34,367,353	$35,797,963	$35,395,551	98.88%	4.16%
12-6000 Library	$3,500	$3,500	$0	$0	$0	0.00%	0.00%
13-6000 Curriculum	$3,849,720	$5,395,537	$4,083,896	$4,203,643	$3,966,448	94.36%	2.93%
21-6000 Instructional Leadership	$310,902	$310,161	$337,991	$365,228	$385,851	105.65%	8.06%
23-6000 School Leadership	$6,473,844	$6,755,996	$6,892,854	$7,086,797	$7,053,577	99.53%	2.81%
31-6000 Counseling	$1,802,109	$2,572,866	$2,369,480	$2,604,522	$2,352,950	90.34%	9.92%
33-6000 Health Services	$109,827	$116,277	$115,468	$110,623	$110,647	100.02%	-4.20%
34-6000 Transportation	$291,000	$273,750	$253,750	$418,971	$399,881	95.44%	65.11%
35-6000 Food Services	$3,034,760	$3,034,760	$3,081,194	$3,185,081	$3,040,911	95.47%	3.37%
36-6000 Extracurricular Activities	$824,300	$796,398	$869,912	$743,022	$653,572	87.96%	-14.59%
41-6000 Administration	$4,378,093	$4,436,689	$4,502,312	$4,446,039	$4,416,510	99.34%	-1.25%
51-6000 Maintenance	$9,883,955	$9,281,104	$9,053,395	$9,519,451	$9,642,660	101.29%	5.15%
52-6000 Security	$866,911	$1,054,482	$899,588	$1,010,380	$1,010,468	100.01%	12.32%
53-6000 Data Processing	$1,380,618	$1,374,581	$1,595,596	$1,532,112	$1,512,812	98.74%	-3.98%
61-6000 Community Services	$0	$0	$0	$101,757	$101,757	100.00%	0.00%
71-6000 Debt Service	$4,519,403	$4,519,403	$4,519,403	$4,863,890	$4,701,167	96.65%	7.62%
81-6000 Capital Improvement	$0	$237,989	$237,989	$237,989	$242,883	102.06%	0.00%
Total Expenditure	**$73,645,681**	**$74,058,810**	**$73,180,180**	**$76,227,467**	**$74,987,645**	**98.37%**	**4.16%**
Overall Totals	**$1,139,079**	**$1,068,204**	**$1,206,603**	**$178,626**	**-$1,756,056**		**-85.20%**

Central Office All Funds

June 20, 2026 Board Meeting

All Funds Budget Amendments/Income Statement

County/District

Harmony Public Schools

	Budget				Actual		
Revenue	**Initial July 01, 2025**	**Amended November 15, 2025**	**Amended March 28, 2026**	**Amended June 20, 2026**	**07/01 - 06/30**	**Percent**	**Amended % Change**
00-5742 Interest Revenue	$175,477	$175,477	$175,477	$261,261	$261,261	100.00%	48.89%
00-5743 Rent	$0	$0	$0	$53,332	$26,666	50.00%	0.00%
00-5744 Gifts & Bequests	$0	$1,192,826	$1,274,926	$2,314,899	$2,314,899	100.00%	81.57%
00-5745 Insurance Recovery	$0	$0	$0	$0	$0	0.00%	0.00%
00-5749 Local Sources Revenue	$37,438,192	$37,753,192	$38,194,062	$39,626,954	$39,010,474	98.44%	3.75%
00-5751 Food Service-Charged	$0	$0	$0	$0	$0	0.00%	0.00%
00-5755 Activity Fund Revenue	$0	$0	$0	$0	$0	0.00%	0.00%
00-5810 ASF-Per Capita & Foundation School Program	$0	$0	$0	$0	$0	0.00%	0.00%
00-5829 State Program Revenues-IM, etc.	$0	$0	$0	$0	$0	0.00%	0.00%
00-5831 TRS on Behalf Revenues	$0	$0	$0	$0	$0	0.00%	0.00%
00-5839 State Rev from State Agencies (Other than TEA)	$0	$0	$0	$0	$0	0.00%	0.00%
00-5919 Fed Rev Distr Thru Other Agencies	$0	$0	$0	$0	$0	0.00%	0.00%
00-5921 National School Breakfast Program	$0	$0	$0	$0	$0	0.00%	0.00%
00-5922 National School Lunch Program	$0	$0	$0	$0	$0	0.00%	0.00%
00-5929 Federal Revenues Distributed by TEA	$0	$0	$0	$0	$0	0.00%	0.00%
00-5931 School Health and Related Services (SHARS)	$0	$0	$0	$0	$0	0.00%	0.00%
00-5939 Federal Rev Distrib by State Agencies (Other than TEA)	$0	$0	$0	$0	$0	0.00%	0.00%
00-5949 Federal Revenues Distributed by Federal Government	$89,987	$89,987	$89,987	$125,660	$125,660	100.00%	39.64%
Total Revenue	**$37,703,656**	**$39,211,482**	**$39,734,452**	**$42,382,106**	**$41,738,960**	**98.48%**	**6.66%**
Expenditure							
11-6000 Instruction	$0	$0	$0	$0	$0	0.00%	0.00%
12-6000 Library	$0	$0	$0	$0	$0	0.00%	0.00%
13-6000 Curriculum	$4,731,220	$4,733,056	$4,658,632	$4,908,698	$4,858,001	98.97%	5.37%
21-6000 Instructional Leadership	$0	$0	$0	$3,625	$3,625	100.00%	0.00%
23-6000 School Leadership	$0	$0	$0	$0	$0	0.00%	0.00%
31-6000 Counseling	$0	$100,000	$7,500	$100,000	$12,000	12.00%	1233.33%
33-6000 Health Services	$0	$0	$0	$0	$0	0.00%	0.00%
34-6000 Transportation	$0	$0	$0	$0	$0	0.00%	0.00%
35-6000 Food Services	$0	$0	$0	$0	$0	0.00%	0.00%
36-6000 Extracurricular Activities	$0	$0	$0	$0	$0	0.00%	0.00%
41-6000 Administration	$26,533,249	$26,929,374	$28,281,354	$28,667,867	$29,036,272	101.29%	1.37%
51-6000 Maintenance	$2,057,433	$3,027,246	$2,374,977	$3,654,550	$3,693,762	101.07%	53.88%
52-6000 Security	$141,000	$199,000	$199,000	$279,000	$281,072	100.74%	40.20%
53-6000 Data Processing	$3,773,897	$3,755,950	$3,746,133	$4,007,024	$3,869,925	96.58%	6.96%
61-6000 Community Services	$0	$0	$0	$0	$0	0.00%	0.00%
71-6000 Debt Service	$466,855	$466,855	$466,855	$761,340	$761,340	100.00%	63.08%
81-6000 Capital Improvement	$0	$0	$0	$0	$0	0.00%	0.00%
Total Expenditure	**$37,703,656**	**$39,211,482**	**$39,734,452**	**$42,382,108**	**$42,515,998**	**100.32%**	**6.66%**
Overall Totals	**$0**	**$0**	**$0**	**$0**	**-$777,038**		



Harmony Public Schools

Budget Department

2025 – 2026

420 Funds

System Wide 420 Funds

June 20, 2026 Board Meeting

420 Funds Budget Amendments/Income Statement

County/District

Harmony Public Schools

	Budget				Actual		
Revenue	**Initial July 01, 2025**	**Amended November 15, 2025**	**Amended March 28, 2026**	**Amended June 20, 2026**	**07/01 - 06/30**	**Percent**	**Amended % Change**
00-5742 Interest Revenue	$5,591,010	$5,591,010	$5,591,010	$6,770,849	$6,770,848	100.00%	21.10%
00-5743 Rent	$0	$75,833	$252,200	$781,845	$675,794	86.44%	210.01%
00-5744 Gifts & Bequests	$4,798,305	$7,486,675	$16,701,672	$22,759,027	$22,759,135	100.00%	36.27%
00-5745 Insurance Recovery	$0	$0	$0	$0	$0	0.00%	0.00%
00-5749 Local Sources Revenue	$535,000	$894,750	$1,402,698	$2,881,481	$2,227,879	77.32%	105.42%
00-5810 ASF-Per Capita & Foundation School Program	$567,787,252	$568,459,822	$564,436,038	$575,208,935	$575,208,935	100.00%	1.91%
00-5829 State Program Revenues-IM, etc.	$0	$0	$0	$0	$0	0.00%	0.00%
00-5831 TRS on Behalf Revenues	$16,600,411	$16,600,411	$16,600,411	$21,349,448	$21,349,448	100.00%	28.61%
00-5931 School Health and Related Services (SHARS)	$0	$0	$0	$158,171	$158,171	100.00%	0.00%
Total Revenue	**$595,311,978**	**$599,108,501**	**$604,984,029**	**$629,909,756**	**$629,150,210**	**99.88%**	**4.12%**
Expenditure							
11-6000 Instruction	$295,795,740	$293,501,443	$290,700,966	$305,484,734	$304,673,860	99.73%	5.09%
12-6000 Library	$10,000	$76,510	$73,286	$77,583	$77,234	99.55%	5.86%
13-6000 Curriculum	$27,336,126	$28,404,110	$28,313,086	$30,709,877	$30,288,754	98.63%	8.47%
21-6000 Instructional Leadership	$2,314,605	$2,321,667	$2,505,563	$2,838,350	$2,819,562	99.34%	13.28%
23-6000 School Leadership	$53,764,289	$54,624,016	$57,417,198	$59,476,445	$58,991,646	99.18%	3.59%
31-6000 Counseling	$17,116,882	$17,497,687	$13,397,231	$16,455,250	$16,351,113	99.37%	22.83%
33-6000 Health Services	$449,513	$388,598	$400,333	$404,753	$404,133	99.85%	1.10%
34-6000 Transportation	$1,719,000	$1,794,179	$1,751,831	$2,178,978	$2,188,149	100.42%	24.38%
35-6000 Food Services	$702,075	$701,990	$1,354,755	$1,328,705	$1,328,706	100.00%	-1.92%
36-6000 Extracurricular Activities	$2,549,917	$2,536,754	$2,767,034	$2,441,294	$2,320,066	95.03%	-11.77%
41-6000 Administration	$38,790,429	$39,430,613	$40,981,154	$42,057,186	$41,900,977	99.63%	2.63%
51-6000 Maintenance	$88,132,777	$87,690,180	$88,784,060	$91,812,386	$90,493,317	98.56%	3.41%
52-6000 Security	$6,794,304	$8,449,246	$8,324,012	$8,167,698	$7,870,899	96.37%	-1.88%
53-6000 Data Processing	$14,218,871	$14,101,997	$15,236,591	$15,521,325	$15,260,121	98.32%	1.87%
61-6000 Community Services	$0	$0	$0	$11,215	$11,215	100.00%	0.00%
71-6000 Debt Service	$34,262,621	$34,262,621	$34,262,621	$39,236,837	$39,236,836	100.00%	14.52%
81-6000 Capital Improvement	$0	$70,038	$83,038	$162,793	$158,016	97.07%	96.05%
Total Expenditure	**$583,957,148**	**$585,851,650**	**$586,352,759**	**$618,365,410**	**$614,374,602**	**99.35%**	**5.46%**
Overall Totals	**$11,354,830**	**$13,256,851**	**$18,631,270**	**$11,544,346**	**$14,775,608**		**-38.04%**

Central Texas 420 Funds

June 20, 2026 Board Meeting

420 Funds Budget Amendments/Income Statement

County/District 227-816

Harmony Public Schools - Central Texas

	Budget				Actual		
Revenue	**Initial July 01, 2025**	**Amended November 15, 2025**	**Amended March 28, 2026**	**Amended June 20, 2026**	**07/01 - 06/30**	**Percent**	**Amended % Change**
00-5742 Interest Revenue	$231,190	$231,190	$231,190	$356,915	$356,915	100.00%	54.38%
00-5743 Rent	$0	$0	$0	$0	$0	0.00%	0.00%
00-5744 Gifts & Bequests	$437,214	$437,214	$3,635,124	$3,640,667	$3,640,667	100.00%	0.15%
00-5745 Insurance Recovery				$0	$0	0.00%	0.00%
00-5749 Local Sources Revenue	$0	$100	$100	$8,550	$8,550	100.00%	8450.00%
00-5811 ASF-Per Capita				$2,007,916	$2,007,916	100.00%	0.00%
00-5812 FSP-Foundation School Program				$63,932,793	$63,932,793	100.00%	0.00%
00-5819 Other Foundation School Program Act Revenues				$0	$0	0.00%	0.00%
00-5810 ASF-Per Capita & Foundation School Program	$68,752,339	$68,752,339	$64,617,435	$65,940,709	$65,940,709	100.00%	2.05%
00-5829 State Program Revenues-IM, etc.	$0	$0	$0	$0	$0	0.00%	0.00%
00-5831 TRS on Behalf Revenues	$1,702,345	$1,702,345	$1,702,345	$2,224,757	$2,224,757	100.00%	30.69%
00-5931 School Health and Related Services (SHARS)	$0	$0	$0	$20,396	$20,396	100.00%	0.00%
Total Revenue	**$71,123,088**	**$71,123,188**	**$70,186,194**	**$72,191,994**	**$72,191,994**	**100.00%**	**2.86%**
Expenditure							
11-6000 Instruction	$33,748,279	$33,415,173	$31,817,628	$32,783,358	$32,666,674	99.64%	3.04%
12-6000 Library	$2,000	$70,510	$70,786	$73,126	$72,780	99.53%	3.31%
13-6000 Curriculum	$3,579,259	$3,559,950	$3,677,877	$3,792,400	$3,787,328	99.87%	3.11%
21-6000 Instructional Leadership	$317,270	$317,757	$333,346	$370,618	$370,005	99.83%	11.18%
23-6000 School Leadership	$6,227,108	$6,259,591	$6,563,234	$6,849,474	$6,839,147	99.85%	4.36%
31-6000 Counseling	$1,746,870	$1,989,740	$1,800,115	$2,121,686	$2,136,773	100.71%	17.86%
33-6000 Health Services	$24,400	$25,602	$32,058	$40,587	$37,649	92.76%	26.61%
34-6000 Transportation	$594,000	$547,000	$603,350	$586,494	$583,752	99.53%	-2.79%
35-6000 Food Services	$421,509	$421,509	$515,671	$497,571	$497,571	100.00%	-3.51%
36-6000 Extracurricular Activities	$257,980	$292,036	$331,191	$300,007	$276,546	92.18%	-9.42%
41-6000 Administration	$4,442,519	$4,488,346	$4,383,928	$4,432,365	$4,399,877	99.27%	1.10%
51-6000 Maintenance	$12,256,715	$11,975,801	$12,065,781	$11,901,941	$12,043,592	101.19%	-1.36%
52-6000 Security	$727,756	$936,163	$887,175	$913,386	$863,046	94.49%	2.95%
53-6000 Data Processing	$1,281,992	$1,293,707	$1,414,153	$1,418,619	$1,413,947	99.67%	0.32%
61-6000 Community Services	$0	$0	$0	$291	$291	100.00%	0.00%
71-6000 Debt Service	$4,120,384	$4,120,384	$4,120,384	$4,969,411	$4,969,411	100.00%	20.61%
81-6000 Capital Improvement	$0	$0	$13,000	$13,000	$10,531	81.01%	0.00%
Total Expenditure	**$69,748,041**	**$69,713,268**	**$68,629,677**	**$71,064,333**	**$70,968,920**	**99.87%**	**3.55%**
Overall Totals	**$1,375,047**	**$1,409,920**	**$1,556,517**	**$1,127,661**	**$1,223,074**		**-27.55%**

North Texas 420 Funds

June 20, 2026 Board Meeting

420 Funds Budget Amendments/Income Statement

County/District 161-807

Harmony Public Schools - North Texas

	Budget				Actual		
Revenue	**Initial July 01, 2025**	**Amended November 15, 2025**	**Amended March 28, 2026**	**Amended June 20, 2026**	**07/01 - 06/30**	**Percent**	**Amended % Change**
00-5742 Interest Revenue	$1,869,841	$1,869,841	$1,869,841	$2,193,490	$2,193,490	100.00%	17.31%
00-5743 Rent	$0	$0	$176,367	$652,680	$573,295	87.84%	270.07%
00-5744 Gifts & Bequests	$0	$178	$1,745,933	$1,749,633	$1,749,742	100.01%	0.21%
00-5745 Insurance Recovery	$0	$0	$0	$0	$0	0.00%	0.00%
00-5749 Local Sources Revenue	$0	$9,472	$14,360	$21,535	$21,535	100.00%	49.97%
00-5819 Other Foundation School Program Act Revenues				$0	$0	0.00%	0.00%
00-5810 ASF-Per Capita & Foundation School Program	$132,189,530	$132,189,530	$131,547,079	$133,594,680	$133,594,680	100.00%	1.56%
00-5829 State Program Revenues-IM, etc.	$0	$0	$0	$0	$0	0.00%	0.00%
00-5831 TRS on Behalf Revenues	$3,902,812	$3,902,812	$3,902,812	$4,955,310	$4,955,310	100.00%	26.97%
00-5931 School Health and Related Services (SHARS)	$0	$0	$0	$22,874	$22,874	100.00%	0.00%
Total Revenue	**$137,962,183**	**$137,971,833**	**$139,256,392**	**$143,190,203**	**$143,110,926**	**99.94%**	**2.82%**
Expenditure							
11-6000 Instruction	$69,066,878	$68,624,736	$68,651,897	$71,146,754	$71,025,362	99.83%	3.63%
12-6000 Library	$0	$0	$0	$0	$0	0.00%	0.00%
13-6000 Curriculum	$6,575,254	$6,644,804	$6,834,332	$7,261,673	$7,206,122	99.24%	6.25%
21-6000 Instructional Leadership	$472,983	$470,093	$527,533	$593,362	$586,150	98.78%	12.48%
23-6000 School Leadership	$13,088,266	$13,105,044	$13,855,546	$14,294,100	$14,274,785	99.86%	3.17%
31-6000 Counseling	$6,191,265	$6,136,903	$4,036,602	$5,630,888	$5,578,414	99.07%	39.50%
33-6000 Health Services	$110,350	$44,425	$50,429	$57,300	$60,275	105.19%	13.62%
34-6000 Transportation	$182,000	$57,120	$7,641	$6,531	$1,875	28.70%	-14.52%
35-6000 Food Services	$75,680	$75,595	$434,668	$292,633	$292,633	100.00%	-32.68%
36-6000 Extracurricular Activities	$455,000	$467,668	$497,872	$433,028	$418,100	96.55%	-13.02%
41-6000 Administration	$8,174,243	$8,208,233	$8,291,358	$8,108,472	$8,082,807	99.68%	-2.21%
51-6000 Maintenance	$18,528,694	$18,705,851	$19,468,850	$20,320,728	$19,283,862	94.90%	4.38%
52-6000 Security	$1,530,091	$1,932,525	$1,847,966	$1,614,992	$1,486,249	92.03%	-12.61%
53-6000 Data Processing	$2,777,246	$2,773,906	$2,958,028	$2,996,797	$2,969,003	99.07%	1.31%
61-6000 Community Services	$0	$0	$0	$2,153	$2,153	100.00%	0.00%
71-6000 Debt Service	$8,087,316	$8,087,316	$8,087,316	$8,437,774	$8,437,774	100.00%	4.33%
81-6000 Capital Improvement	$0	$18,789	$18,789	$28,499	$30,859	108.28%	51.68%
Total Expenditure	**$135,315,266**	**$135,353,006**	**$135,568,828**	**$141,225,684**	**$139,736,423**	**98.95%**	**4.17%**
Overall Totals	**$2,646,917**	**$2,618,827**	**$3,687,564**	**$1,964,518**	**$3,374,502**		**-46.73%**

West Texas 420 Funds

June 20, 2026 Board Meeting

420 Funds Budget Amendments/Income Statement

County/District 071-806

Harmony Public Schools - West Texas

	Budget				Actual		
Revenue	**Initial July 01, 2025**	**Amended November 15, 2025**	**Amended March 28, 2026**	**Amended June 20, 2026**	**07/01 - 06/30**	**Percent**	**Amended % Change**
00-5742 Interest Revenue	$697,403	$697,403	$697,403	$739,845	$739,845	100.00%	6.09%
00-5743 Rent	$0	$0	$0	$0	$0	0.00%	0.00%
00-5744 Gifts & Bequests	$2,072,618	$3,574,500	$5,636,627	$5,638,327	$5,638,327	100.00%	0.03%
00-5745 Insurance Recovery	$0	$0	$0	$0	$0	0.00%	0.00%
00-5749 Local Sources Revenue	$0	$0	$90	$90	$90	100.00%	0.00%
00-5811 ASF-Per Capita				$2,439,666	$2,439,666	100.00%	0.00%
00-5812 FSP-Foundation School Program				$75,455,133	$75,455,133	100.00%	0.00%
00-5819 Other Foundation School Program Act Revenues				$0	$0	0.00%	0.00%
00-5810 ASF-Per Capita & Foundation School Program	$75,075,167	$75,075,167	$76,175,006	$77,894,799	$77,894,799	100.00%	2.26%
00-5829 State Program Revenues-IM, etc.	$0	$0	$0	$0	$0	0.00%	0.00%
00-5831 TRS on Behalf Revenues	$1,833,937	$1,833,937	$1,833,937	$2,405,719	$2,405,719	100.00%	31.18%
00-5931 School Health and Related Services (SHARS)	$0	$0	$0	$26,312	$26,312	100.00%	0.00%
Total Revenue	**$79,679,125**	**$81,181,007**	**$84,343,063**	**$86,705,092**	**$86,705,092**	**100.00%**	**2.80%**
Expenditure							
11-6000 Instruction	$37,548,481	$37,302,261	$37,000,352	$39,521,866	$39,274,506	99.37%	6.81%
12-6000 Library	$0	$0	$0	$0	$0	0.00%	0.00%
13-6000 Curriculum	$4,303,034	$4,382,498	$4,001,100	$4,443,326	$4,355,890	98.03%	11.05%
21-6000 Instructional Leadership	$390,917	$409,058	$434,724	$510,974	$504,485	98.73%	17.54%
23-6000 School Leadership	$7,503,726	$7,503,444	$7,863,913	$8,231,489	$8,167,986	99.23%	4.67%
31-6000 Counseling	$1,886,632	$1,826,771	$1,623,996	$1,684,963	$1,682,211	99.84%	3.75%
33-6000 Health Services	$63,900	$62,571	$59,165	$57,647	$59,231	102.75%	-2.57%
34-6000 Transportation	$153,000	$188,374	$171,113	$170,383	$178,998	105.06%	-0.43%
35-6000 Food Services	$37,494	$37,494	$47,901	$82,989	$82,990	100.00%	73.25%
36-6000 Extracurricular Activities	$324,500	$344,112	$359,466	$337,328	$319,833	94.81%	-6.16%
41-6000 Administration	$4,749,182	$4,743,717	$4,800,235	$5,080,183	$4,867,740	95.82%	5.83%
51-6000 Maintenance	$15,079,685	$15,132,492	$15,479,875	$15,971,189	$15,674,700	98.14%	3.17%
52-6000 Security	$1,145,600	$1,366,079	$1,481,004	$1,482,058	$1,397,755	94.31%	0.07%
53-6000 Data Processing	$1,701,819	$1,662,012	$1,806,634	$1,776,607	$1,735,436	97.68%	-1.66%
61-6000 Community Services	$0	$0	$0	$1,355	$1,355	100.00%	0.00%
71-6000 Debt Service	$3,289,651	$3,289,651	$3,289,651	$6,257,512	$6,257,512	100.00%	90.22%
81-6000 Capital Improvement	$0	$0	$0	$40,000	$30,437	76.09%	0.00%
Total Expenditure	**$78,177,621**	**$78,250,535**	**$78,419,128**	**$85,649,868**	**$84,591,066**	**98.76%**	**9.22%**
Overall Totals	**$1,501,504**	**$2,930,472**	**$5,923,935**	**$1,055,224**	**$2,114,026**		**-82.19%**

Houston North 420 Funds

June 20, 2026 Board Meeting

420 Funds Budget Amendments/Income Statement

County/District 101-858

Harmony Public Schools - Houston North

	Budget				Actual		
Revenue	**Initial July 01, 2025**	**Amended November 15, 2025**	**Amended March 28, 2026**	**Amended June 20, 2026**	**07/01 - 06/30**	**Percent**	**Amended % Change**
00-5742 Interest Revenue	$944,737	$944,737	$944,737	$1,324,378	$1,324,378	100.00%	40.18%
00-5743 Rent	$0	$0	$0	$0	$0	0.00%	0.00%
00-5744 Gifts & Bequests	$1,300,000	$1,300,000	$2,388,062	$2,388,562	$2,388,562	100.00%	0.02%
00-5745 Insurance Recovery	$0	$0	$0	$0	$0	0.00%	0.00%
00-5749 Local Sources Revenue	$0	$3,767	$14,037	$31,498	$31,498	100.00%	124.39%
00-5811 ASF-Per Capita				$3,331,538	$3,331,538	100.00%	0.00%
00-5812 FSP-Foundation School Program				$100,142,923	$100,142,923	100.00%	0.00%
00-5819 Other Foundation School Program Act Revenues				$0	$0	0.00%	0.00%
00-5810 ASF-Per Capita & Foundation School Program	$102,321,763	$102,321,763	$100,952,249	$103,474,461	$103,474,461	100.00%	2.50%
00-5829 State Program Revenues-IM, etc.	$0	$0	$0	$0	$0	0.00%	0.00%
00-5831 TRS on Behalf Revenues	$2,714,744	$2,714,744	$2,714,744	$3,512,861	$3,512,861	100.00%	29.40%
00-5931 School Health and Related Services (SHARS)	$0	$0	$0	$500	$500	100.00%	0.00%
Total Revenue	**$107,281,244**	**$107,285,011**	**$107,013,829**	**$110,732,260**	**$110,732,259**	**100.00%**	**3.47%**
Expenditure							
11-6000 Instruction	$54,105,859	$53,677,764	$53,785,514	$57,150,482	$56,537,155	98.93%	6.26%
12-6000 Library	$1,000	$0	$0	$0	$0	0.00%	0.00%
13-6000 Curriculum	$5,335,698	$5,358,920	$5,913,164	$6,222,163	$6,205,955	99.74%	5.23%
21-6000 Instructional Leadership	$324,620	$316,684	$344,688	$397,016	$398,542	100.38%	15.18%
23-6000 School Leadership	$10,089,609	$10,099,149	$10,430,240	$10,479,626	$10,462,178	99.83%	0.47%
31-6000 Counseling	$1,572,704	$1,489,805	$1,068,489	$1,327,052	$1,321,025	99.55%	24.20%
33-6000 Health Services	$98,400	$76,607	$72,249	$62,500	$63,055	100.89%	-13.49%
34-6000 Transportation	$474,000	$558,000	$554,123	$560,169	$567,414	101.29%	1.09%
35-6000 Food Services	$56,719	$56,719	$109,209	$127,021	$127,022	100.00%	16.31%
36-6000 Extracurricular Activities	$372,450	$355,735	$380,066	$321,930	$289,903	90.05%	-15.30%
41-6000 Administration	$5,902,085	$5,968,104	$6,003,058	$6,009,386	$5,883,892	97.91%	0.11%
51-6000 Maintenance	$16,094,388	$15,667,349	$15,742,274	$16,183,188	$16,114,619	99.58%	2.80%
52-6000 Security	$1,057,400	$1,292,180	$1,359,636	$1,431,833	$1,406,640	98.24%	5.31%
53-6000 Data Processing	$2,223,767	$2,197,432	$2,368,835	$2,414,365	$2,421,814	100.31%	1.92%
61-6000 Community Services	$0	$0	$0	$2,336	$2,336	100.00%	0.00%
71-6000 Debt Service	$7,525,257	$7,525,257	$7,525,257	$7,593,766	$7,593,766	100.00%	0.91%
81-6000 Capital Improvement	$0	$0	$0	$0	$0	0.00%	0.00%
Total Expenditure	**$105,233,957**	**$104,639,705**	**$105,656,801**	**$110,282,835**	**$109,395,315**	**99.20%**	**4.38%**
Overall Totals	**$2,047,287**	**$2,645,306**	**$1,357,028**	**$449,425**	**$1,336,945**		**-66.88%**

Houston South 420 Funds

June 20, 2026 Board Meeting

420 Funds Budget Amendments/Income Statement

County/District 101-846

Harmony Public Schools - Houston South

	Budget				Actual		
Revenue	**Initial July 01, 2025**	**Amended November 15, 2025**	**Amended March 28, 2026**	**Amended June 20, 2026**	**07/01 - 06/30**	**Percent**	**Amended % Change**
00-5742 Interest Revenue	$650,605	$650,605	$650,605	$779,924	$779,924	100.00%	19.88%
00-5743 Rent	$0	$75,833	$75,833	$75,833	$75,833	100.00%	0.00%
00-5744 Gifts & Bequests	$0	$0	$350,126	$5,350,126	$5,350,126	100.00%	1428.06%
00-5745 Insurance Recovery	$0	$0	$0	$0	$0	0.00%	0.00%
00-5749 Local Sources Revenue	$0	$17,160	$67,160	$76,179	$39,057	51.27%	13.43%
00-5811 ASF-Per Capita				$1,629,004	$1,629,004	100.00%	0.00%
00-5812 FSP-Foundation School Program				$50,801,122	$50,801,122	100.00%	0.00%
00-5819 Other Foundation School Program Act Revenues				$0	$0	0.00%	0.00%
00-5810 ASF-Per Capita & Foundation School Program	$48,293,182	$48,408,182	$50,864,309	$52,430,126	$52,430,126	100.00%	3.08%
00-5829 State Program Revenues-IM, etc.	$0	$0	$0	$0	$0	0.00%	0.00%
00-5831 TRS on Behalf Revenues	$2,467,494	$2,467,494	$2,467,494	$3,204,954	$3,204,954	100.00%	29.89%
00-5931 School Health and Related Services (SHARS)	$0	$0	$0	$47,337	$47,337	100.00%	0.00%
Total Revenue	**$51,411,281**	**$51,619,274**	**$54,475,527**	**$61,964,480**	**$61,927,357**	**99.94%**	**13.75%**
Expenditure							
11-6000 Instruction	$28,097,711	$27,849,255	$27,254,239	$29,804,679	$29,765,617	99.87%	9.36%
12-6000 Library	$1,500	$2,500	$2,500	$4,165	$4,163	99.95%	66.60%
13-6000 Curriculum	$2,414,377	$2,472,646	$2,950,066	$3,399,086	$3,301,161	97.12%	15.22%
21-6000 Instructional Leadership	$334,227	$334,227	$350,664	$390,972	$389,293	99.57%	11.49%
23-6000 School Leadership	$4,941,739	$5,354,408	$5,724,935	$6,224,798	$5,891,608	94.65%	8.73%
31-6000 Counseling	$1,452,354	$1,511,524	$1,388,936	$1,770,942	$1,764,590	99.64%	27.50%
33-6000 Health Services	$21,636	$18,547	$22,738	$23,660	$21,164	89.45%	4.06%
34-6000 Transportation	$0	$11,000	$12,919	$47,419	$47,219	99.58%	267.05%
35-6000 Food Services	$33,203	$33,203	$50,195	$64,365	$64,364	100.00%	28.23%
36-6000 Extracurricular Activities	$240,887	$223,650	$242,170	$216,226	$209,538	96.91%	-10.71%
41-6000 Administration	$2,755,029	$2,751,070	$2,765,229	$3,434,673	$3,329,830	96.95%	24.21%
51-6000 Maintenance	$6,435,931	$6,310,335	$6,657,498	$6,469,221	$6,256,819	96.72%	-2.83%
52-6000 Security	$622,046	$718,758	$712,877	$577,172	$568,959	98.58%	-19.04%
53-6000 Data Processing	$1,107,482	$1,086,798	$1,238,287	$1,314,709	$1,306,790	99.40%	6.17%
61-6000 Community Services	$0	$0	$0	$2,074	$2,074	100.00%	0.00%
71-6000 Debt Service	$1,987,295	$1,987,295	$1,987,295	$1,992,899	$1,992,899	100.00%	0.28%
81-6000 Capital Improvement	$0	$20,460	$20,460	$50,505	$50,505	100.00%	146.85%
Total Expenditure	**$50,445,417**	**$50,685,676**	**$51,381,006**	**$55,787,564**	**$54,966,592**	**98.53%**	**8.58%**
Overall Totals	**$965,864**	**$933,598**	**$3,094,521**	**$6,176,916**	**$6,960,765**		**99.61%**

Houston West 420 Funds

June 20, 2026 Board Meeting

420 Funds Budget Amendments/Income Statement

County/District 101-862

Harmony Public Schools - Houston West

	Budget				Actual		
Revenue	**Initial July 01, 2025**	**Amended November 15, 2025**	**Amended March 28, 2026**	**Amended June 20, 2026**	**07/01 - 06/30**	**Percent**	**Amended % Change**
00-5742 Interest Revenue	$567,108	$567,108	$567,108	$667,022	$667,022	100.00%	17.62%
00-5743 Rent	$0	$0	$0	$0	$0	0.00%	0.00%
00-5744 Gifts & Bequests	$0	$0	$19,886	$23,824	$23,824	100.00%	19.80%
00-5745 Insurance Recovery	$0	$0	$0	$0	$0	0.00%	0.00%
00-5749 Local Sources Revenue	$0	$13,201	$13,351	$13,657	$13,657	100.00%	2.29%
00-5811 ASF-Per Capita				$2,926,245	$2,926,245	100.00%	0.00%
00-5812 FSP-Foundation School Program				$77,810,840	$77,810,840	100.00%	0.00%
00-5819 Other Foundation School Program Act Revenues				$0	$0	0.00%	0.00%
00-5810 ASF-Per Capita & Foundation School Program	$78,262,610	$78,820,180	$79,281,037	$80,737,085	$80,737,085	100.00%	1.84%
00-5829 State Program Revenues-IM, etc.	$0	$0	$0	$0	$0	0.00%	0.00%
00-5831 TRS on Behalf Revenues	$2,290,312	$2,290,312	$2,290,312	$2,919,170	$2,919,170	100.00%	27.46%
00-5931 School Health and Related Services (SHARS)	$0	$0	$0	$24,359	$24,359	100.00%	0.00%
Total Revenue	**$81,120,030**	**$81,690,801**	**$82,171,694**	**$84,385,117**	**$84,385,116**	**100.00%**	**2.69%**
Expenditure							
11-6000 Instruction	$41,947,475	$42,086,705	$41,895,218	$43,928,545	$43,842,294	99.80%	4.85%
12-6000 Library	$2,000	$0	$0	$292	$292	100.00%	0.00%
13-6000 Curriculum	$3,970,646	$4,013,241	$4,374,497	$4,641,071	$4,612,413	99.38%	6.09%
21-6000 Instructional Leadership	$163,687	$163,687	$176,618	$206,555	$203,735	98.63%	16.95%
23-6000 School Leadership	$6,916,125	$7,022,512	$7,562,603	$7,821,470	$7,793,620	99.64%	3.42%
31-6000 Counseling	$2,895,280	$2,974,882	$1,916,197	$2,208,059	$2,250,620	101.93%	15.23%
33-6000 Health Services	$21,000	$44,570	$48,226	$52,436	$52,111	99.38%	8.73%
34-6000 Transportation	$25,000	$158,935	$148,935	$409,011	$409,011	100.00%	174.62%
35-6000 Food Services	$27,308	$27,308	$100,516	$120,741	$120,741	100.00%	20.12%
36-6000 Extracurricular Activities	$426,800	$410,854	$462,815	$485,611	$476,670	98.16%	4.93%
41-6000 Administration	$4,456,961	$4,512,259	$4,560,861	$4,543,825	$4,522,365	99.53%	-0.37%
51-6000 Maintenance	$11,486,294	$11,280,591	$11,632,000	$11,594,937	$11,599,281	100.04%	-0.32%
52-6000 Security	$703,500	$950,061	$936,766	$889,993	$884,619	99.40%	-4.99%
53-6000 Data Processing	$1,817,210	$1,802,770	$1,954,084	$1,906,252	$1,875,554	98.39%	-2.45%
61-6000 Community Services	$0	$0	$0	$1,678	$1,678	100.00%	0.00%
71-6000 Debt Service	$4,700,386	$4,700,386	$4,700,386	$4,794,171	$4,794,171	100.00%	2.00%
81-6000 Capital Improvement	$0	$10,289	$10,289	$10,289	$10,289	100.00%	0.00%
Total Expenditure	**$79,559,672**	**$80,159,050**	**$80,480,011**	**$83,614,935**	**$83,449,462**	**99.80%**	**3.90%**
Overall Totals	**$1,560,358**	**$1,531,751**	**$1,691,683**	**$770,181**	**$935,654**		**-54.47%**

South Texas 420 Funds

June 20, 2026 Board Meeting

420 Funds Budget Amendments/Income Statement

County/District 015-828

Harmony Public Schools - South Texas

	Budget				Actual		
Revenue	**Initial July 01, 2025**	**Amended November 15, 2025**	**Amended March 28, 2026**	**Amended June 20, 2026**	**07/01 - 06/30**	**Percent**	**Amended % Change**
00-5742 Interest Revenue	$454,649	$454,649	$454,649	$448,015	$448,015	100.00%	-1.46%
00-5743 Rent	$0	$0	$0	$0	$0	0.00%	0.00%
00-5744 Gifts & Bequests	$988,473	$988,473	$1,657,504	$1,659,504	$1,659,504	100.00%	0.12%
00-5745 Insurance Recovery	$0	$0	$0	$0	$0	0.00%	0.00%
00-5749 Local Sources Revenue	$0	$1,050	$2,730	$6,210	$6,210	100.00%	127.47%
00-5811 ASF-Per Capita				$2,037,832	$2,037,832	100.00%	0.00%
00-5812 FSP-Foundation School Program				$59,099,243	$59,099,243	100.00%	0.00%
00-5819 Other Foundation School Program Act Revenues				$0	$0	0.00%	0.00%
00-5810 ASF-Per Capita & Foundation School Program	$62,892,661	$62,892,661	$60,998,923	$61,137,075	$61,137,075	100.00%	0.23%
00-5829 State Program Revenues-IM, etc.	$0	$0	$0	$0	$0	0.00%	0.00%
00-5831 TRS on Behalf Revenues	$1,688,767	$1,688,767	$1,688,767	$2,126,677	$2,126,677	100.00%	25.93%
00-5931 School Health and Related Services (SHARS)	$0	$0	$0	$16,392	$16,392	100.00%	0.00%
Total Revenue	**$66,024,550**	**$66,025,600**	**$64,802,573**	**$65,393,873**	**$65,393,873**	**100.00%**	**0.91%**
Expenditure							
11-6000 Instruction	$31,650,089	$30,914,581	$30,665,150	$31,518,083	$31,931,284	101.31%	2.78%
12-6000 Library	$3,500	$3,500	$0	$0	$0	0.00%	0.00%
13-6000 Curriculum	$3,438,244	$4,250,601	$2,915,024	$3,053,065	$2,973,490	97.39%	4.74%
21-6000 Instructional Leadership	$310,902	$310,161	$337,991	$365,228	$364,851	99.90%	8.06%
23-6000 School Leadership	$6,473,844	$6,755,996	$6,892,854	$7,051,617	$7,038,449	99.81%	2.30%
31-6000 Counseling	$1,371,777	$1,468,062	$1,555,396	$1,611,661	$1,605,479	99.62%	3.62%
33-6000 Health Services	$109,827	$116,277	$115,468	$110,623	$110,647	100.02%	-4.20%
34-6000 Transportation	$291,000	$273,750	$253,750	$398,971	$399,881	100.23%	57.23%
35-6000 Food Services	$50,162	$50,162	$96,596	$143,385	$143,385	100.00%	48.44%
36-6000 Extracurricular Activities	$472,300	$442,700	$493,455	$347,163	$329,476	94.91%	-29.65%
41-6000 Administration	$4,378,093	$4,436,689	$4,502,312	$4,423,539	$4,402,210	99.52%	-1.75%
51-6000 Maintenance	$9,883,955	$9,281,104	$9,053,395	$9,406,951	$9,517,002	101.17%	3.91%
52-6000 Security	$866,911	$1,054,482	$899,588	$979,264	$982,559	100.34%	8.86%
53-6000 Data Processing	$1,380,618	$1,374,581	$1,595,596	$1,532,112	$1,512,812	98.74%	-3.98%
61-6000 Community Services	$0	$0	$0	$1,327	$1,327	100.00%	0.00%
71-6000 Debt Service	$4,085,476	$4,085,476	$4,085,476	$4,429,962	$4,429,962	100.00%	8.43%
81-6000 Capital Improvement	$0	$20,500	$20,500	$20,500	$25,395	123.88%	0.00%
Total Expenditure	**$64,766,697**	**$64,838,623**	**$63,482,551**	**$65,393,452**	**$65,768,210**	**100.57%**	**3.01%**
Overall Totals	**$1,257,853**	**$1,186,977**	**$1,320,022**	**$421**	**-$374,336**		**-99.97%**

Central Office 420 Funds

June 20, 2026 Board Meeting

420 Funds Budget Amendments/Income Statement

County/District

Harmony Public Schools

	Budget				Actual		
Revenue	**Initial July 01, 2025**	**Amended November 15, 2025**	**Amended March 28, 2026**	**Amended June 20, 2026**	**07/01 - 06/30**	**Percent**	**Amended % Change**
00-5742 Interest Revenue	$175,477	$175,477	$175,477	$261,261	$261,261	100.00%	48.89%
00-5743 Rent	$0	$0	$0	$53,332	$26,666	50.00%	0.00%
00-5744 Gifts & Bequests	$0	$1,186,310	$1,268,410	$2,308,383	$2,308,383	100.00%	81.99%
00-5745 Insurance Recovery	$0	$0	$0	$0	$0	0.00%	0.00%
00-5749 Local Sources Revenue	$37,438,192	$37,753,192	$38,194,062	$39,626,954	$39,010,474	98.44%	3.75%
00-5811 ASF-Per Capita	$0	$0	$0	$0	$0	0.00%	0.00%
00-5812 FSP-Foundation School Program	$0	$0	$0	$0	$0	0.00%	0.00%
00-5819 Other Foundation School Program Act Revenı	$0	$0	$0	$0	$0	0.00%	0.00%
00-5810 ASF-Per Capita & Foundation School Program	$0	$0	$0	$0	$0	0.00%	0.00%
00-5829 State Program Revenues-IM, etc.	$0	$0	$0	$0	$0	0.00%	0.00%
00-5831 TRS on Behalf Revenues	$0	$0	$0	$0	$0	0.00%	0.00%
Total Revenue	**$37,613,669**	**$39,114,979**	**$39,637,949**	**$42,249,930**	**$41,606,785**	**98.48%**	**6.59%**
Expenditure							
11-6000 Instruction	$0	$0	$0	$0	$0	0.00%	0.00%
12-6000 Library	$0	$0	$0	$0	$0	0.00%	0.00%
13-6000 Curriculum	$4,731,220	$4,733,056	$4,658,632	$4,908,698	$4,858,001	98.97%	5.37%
21-6000 Instructional Leadership	$0	$0	$0	$3,625	$2,501	68.99%	0.00%
23-6000 School Leadership	$0	$0	$0	$0	$0	0.00%	0.00%
31-6000 Counseling	$0	$100,000	$7,500	$100,000	$12,000	12.00%	1233.33%
33-6000 Health Services	$0	$0	$0	$0	$0	0.00%	0.00%
34-6000 Transportation	$0	$0	$0	$0	$0	0.00%	0.00%
35-6000 Food Services	$0	$0	$0	$0	$0	0.00%	0.00%
36-6000 Extracurricular Activities	$0	$0	$0	$0	$0	0.00%	0.00%
41-6000 Administration	$26,443,263	$26,832,871	$28,184,852	$28,535,692	$28,923,205	101.36%	1.24%
51-6000 Maintenance	$2,057,433	$3,027,246	$2,374,977	$3,654,550	$3,693,762	101.07%	53.88%
52-6000 Security	$141,000	$199,000	$199,000	$279,000	$281,072	100.74%	40.20%
53-6000 Data Processing	$3,773,897	$3,755,950	$3,746,133	$4,007,024	$3,869,925	96.58%	6.96%
61-6000 Community Services	$0	$0	$0	$0	$0	0.00%	0.00%
71-6000 Debt Service	$466,855	$466,855	$466,855	$761,340	$761,340	100.00%	63.08%
81-6000 Capital Improvement	$0	$0	$0	$0	$0	0.00%	0.00%
Total Expenditure	**$37,613,669**	**$39,114,979**	**$39,637,949**	**$42,249,930**	**$42,401,806**	**100.36%**	**6.59%**
Overall Totals	**$0**	**$0**	**$0**	**$0**	**-$795,021**		**-57.45%**



Harmony Public Schools

Budget Department

2025 - 2026

Edulink+

Gradulet

Edulink+ All Funds

June 20, 2026 Board Meeting

All Funds Budget Amendments/Income Statement

County/District

Edulink+

	Budget				Actual	
Revenue	**Initial July 01, 2025**	**Amended November 15, 2025**	**Amended March 28, 2026**	**Amended June 20, 2026**	**07/01 - 06/30**	**Percent**
00-5742 Interest Revenue	$ -	$ -	$ -	$ -	$ -	0.00%
00-5743 Rent	$ -	$ -	$ -	$ -	$ -	0.00%
00-5744 Gifts & Bequests	$ 377,841	$ 377,841	$ 453,692	$ 453,692	$ 280,000	61.72%
00-5745 Insurance Recovery	$ -	$ -	$ -	$ -	$ -	0.00%
00-5749 Local Sources Revenue	$ 285,849	$ 285,849	$ 400,190	$ 610,190	$ 413,388	67.75%
00-5751 Food Service-Charged	$ -	$ -	$ -	$ -	$ -	0.00%
00-5755 Activity Fund Revenue	$ -	$ -	$ -	$ -	$ -	0.00%
00-5811 ASF-Per Capita	$ -	$ -	$ -	$ -	$ -	0.00%
00-5812 FSP-Foundation School Program	$ -	$ -	$ -	$ -	$ -	0.00%
00-5819 Other Foundation School Program Act Revenues	$ -	$ -	$ -	$ -	$ -	0.00%
00-5829 State Program Revenues-IM, etc.	$ -	$ -	$ -	$ -	$ -	0.00%
00-5831 TRS on Behalf Revenues	$ -	$ -	$ -	$ -	$ -	0.00%
00-5839 State Rev from State of Texas Government Agencies (Other than TEA)	$ -	$ -	$ -	$ -	$ -	0.00%
00-5921 National School Breakfast Program	$ -	$ -	$ -	$ -	$ -	0.00%
00-5922 National School Lunch Program	$ -	$ -	$ -	$ -	$ -	0.00%
00-5929 Federal Revenues Distributed by TEA	$ -	$ -	$ -	$ -	$ -	0.00%
00-5931 School Health and Related Services (SHARS)	$ -	$ -	$ -	$ -	$ -	0.00%
00-5939 Federal Rev Distrib by State of TX Govt Agencies (Other than TEA)	$ -	$ -	$ -	$ -	$ -	0.00%
00-5949 Federal Revenues Distributed by Federal Government	$ -	$ -	$ -	$ -	$ -	0.00%
Total Revenue	**$ 663,690**	**$ 663,690**	**$ 853,882**	**$ 1,063,882**	**$ 693,388**	**65.18%**
Expenditure						
11-6000 Instruction	$ -	$ -	$ 35,840	$ 35,840	$ -	0.00%
12-6000 Library	$ -	$ -	$ -	$ -	$ -	0.00%
13-6000 Curriculum	$ -	$ -	$ -	$ 347,719	$ 189,729	54.56%
21-6000 Instructional Leadership	$ 347,719	$ 347,719	$ 347,719	$ -	$ -	0.00%
23-6000 School Leadership	$ -	$ -	$ -	$ -	$ -	0.00%
31-6000 Counseling	$ -	$ -	$ -	$ -	$ -	0.00%
33-6000 Health Services	$ -	$ -	$ -	$ -	$ -	0.00%
34-6000 Transportation	$ -	$ -	$ -	$ -	$ -	0.00%
35-6000 Food Services	$ -	$ -	$ -	$ -	$ -	0.00%
36-6000 Extracurricular Activities	$ -	$ -	$ -	$ -	$ -	0.00%
41-6000 Administration	$ 315,971	$ 315,971	$ 470,323	$ 680,323	$ 505,228	74.26%
51-6000 Maintenance	$ -	$ -	$ -	$ -	$ -	0.00%
52-6000 Security	$ -	$ -	$ -	$ -	$ -	0.00%
53-6000 Data Processing	$ -	$ -	$ -	$ -	$ -	0.00%
61-6000 Community Services	$ -	$ -	$ -	$ -	$ -	0.00%
71-6000 Debt Service	$ -	$ -	$ -	$ -	$ -	0.00%
81-6000 Capital Improvement	$ -	$ -	$ -	$ -	$ -	0.00%
Total Expenditure	**$ 663,690**	**$ 663,690**	**$ 853,882**	**$ 1,063,882**	**$ 694,957**	**65.32%**
Overall Totals	**$ -**	**$ -**	**$ 0**	**$ -**	**$ (1,569)**	

June 20, 2026 Board Meeting
County/District

GraduLet All Funds
All Funds Budget Amendments/Income Statement
Harmony GraduLet

	Budget				Actual	
	Initial July 01, 2025	Amended November 15, 2025	Amended March 28, 2026	Amended June 20, 2026	07/01 - 06/30	Percent
Revenue						
00-5742 Interest Revenue	$ -	$ -	$ -	$ -	$ -	0.00%
00-5743 Rent	$ -	$ -	$ -	$ -	$ -	0.00%
00-5744 Gifts & Bequests	$ 50,000	$ 50,000	$ 50,000	$ 50,000	$ -	0.00%
00-5745 Insurance Recovery	$ -	$ -	$ -	$ -	$ -	0.00%
00-5749 Local Sources Revenue	$ 90,442	$ 90,442	$ 90,442	$ 90,442	$ 151,658	167.68%
00-5751 Food Service-Charged	$ -	$ -	$ -	$ -	$ -	0.00%
00-5755 Activity Fund Revenue	$ -	$ -	$ -	$ -	$ -	0.00%
00-5811 ASF-Per Capita	$ -	$ -	$ -	$ -	$ -	0.00%
00-5812 FSP-Foundation School Program	$ -	$ -	$ -	$ -	$ -	0.00%
00-5819 Other Foundation School Program Act Revenues	$ -	$ -	$ -	$ -	$ -	0.00%
00-5829 State Program Revenues-IM, etc.	$ -	$ -	$ -	$ -	$ -	0.00%
00-5831 TRS on Behalf Revenues	$ -	$ -	$ -	$ -	$ -	0.00%
00-5839 State Rev from State of Texas Government Agencies (Other than TEA)	$ -	$ -	$ -	$ -	$ -	0.00%
00-5921 National School Breakfast Program	$ -	$ -	$ -	$ -	$ -	0.00%
00-5922 National School Lunch Program	$ -	$ -	$ -	$ -	$ -	0.00%
00-5929 Federal Revenues Distributed by TEA	$ -	$ -	$ -	$ -	$ -	0.00%
00-5931 School Health and Related Services (SHARS)	$ -	$ -	$ -	$ -	$ -	0.00%
00-5939 Federal Rev Distrib by State of TX Govt Agencies (Other than TEA)	$ -	$ -	$ -	$ -	$ -	0.00%
00-5949 Federal Revenues Distributed by Federal Government	$ -	$ -	$ -	$ -	$ -	0.00%
Total Revenue	**$ 140,442**	**$ 140,442**	**$ 140,442**	**$ 140,442**	**$ 151,658**	**107.99%**
Expenditure						
11-6000 Instruction	$ -	$ -	$ -	$ -	$ -	0.00%
12-6000 Library	$ -	$ -	$ -	$ -	$ -	0.00%
13-6000 Curriculum	$ -	$ -	$ -	$ 86,092	$ 86,092	100.00%
21-6000 Instructional Leadership	$ -	$ -	$ -	$ -	$ -	0.00%
23-6000 School Leadership	$ -	$ -	$ -	$ -	$ -	0.00%
31-6000 Counseling	$ -	$ -	$ -	$ -	$ -	0.00%
33-6000 Health Services	$ -	$ -	$ -	$ -	$ -	0.00%
34-6000 Transportation	$ -	$ -	$ -	$ -	$ -	0.00%
35-6000 Food Services	$ -	$ -	$ -	$ -	$ -	0.00%
36-6000 Extracurricular Activities	$ -	$ -	$ -	$ -	$ -	0.00%
41-6000 Administration	$ 137,442	$ 137,442	$ 129,942	$ 43,850	$ 39,952	91.11%
51-6000 Maintenance	$ 3,000	$ 3,000	$ 10,500	$ 10,500	$ 3,000	28.57%
52-6000 Security	$ -	$ -	$ -	$ -	$ -	0.00%
53-6000 Data Processing	$ -	$ -	$ -	$ -	$ -	0.00%
61-6000 Community Services	$ -	$ -	$ -	$ -	$ -	0.00%
71-6000 Debt Service	$ -	$ -	$ -	$ -	$ -	0.00%
81-6000 Capital Improvement	$ -	$ -	$ -	$ -	$ -	0.00%
Total Expenditure	**$ 140,442**	**$ 140,442**	**$ 140,442**	**$ 140,442**	**$ 129,044**	**91.88%**
Overall Totals	**$ -**	**$ -**	**$ -**	**$ -**	**$ 22,614**	