Class of 2021

ANNUAL REPORT OF GRADUATE OUTCOME DATA

(6 months post-graduation)

Prepared by
Jennifer Tockman
Harrington Center for Experiential Learning,
Data collection collaboration with Office of Advancement



Charles Graffius '22, Exercise Science
at internship site, Maine Strong Balance Center, Scarborough, ME

Colby·Sawyer College

Highlights from the Class of 2021 Graduate Survey

- Survey delivered [end] Oct., 2021, data collected Nov. 2021 through Feb. 2022, *survey reflects an overlap in time as we gradually return to normal academic procedures and social/community events post pandemic*;
- Of our 176 graduating students in the Class of 2021, the data in this report based on 75 completed graduate surveys and additional data collected from professional social media site (primarily *LinkedIn*) on 63 additional graduates, therefore, providing data on a total of 138 graduates;
- 88% of our alumni are employed, 19% are in graduate school; 99% Employed and/or in Graduate School (as there is overlap between the two);
- 74% of alumni employed are working in an industry directly or somewhat directly related to their major;
- 54% of alumni were offered a job from their experiential learning site (internship, clinical or field experience site), this does not assume they accepted those offers;
- Of those employed, 14% are working in their experiential learning site;
- 47% of alumni receive an annual salary between $30k - $40k, and 36% of alumni are receiving above a $40k range, of which 6% are making between $60k - $75k and of which 3% are making over $75k.
- Two alumni are working outside of the U.S. in Greece and Italy, five are working in New London, NH, and 51 are working in the state of NH;
- 72% of alumni felt that they “very much” achieved having met CSC’s learning outcomes; another 20% felt that they “somewhat” achieved meeting CSC’s learning outcomes; and,
- 5% of alumni had a study abroad or away experience while at CSC.

Colby-Sawyer College Employment, Class of 2021

Year	Graduating Class w/data available of 176	Employed* (of 138)	Attending Graduate School* (of 138)	Volunteering (of 138)	Seeking Employment* (of 138)	Military* (of 138)	Choosing Not to Work (of 138)	Employed and/or Attending Graduate School* (of 138)
2021	138	122	26	0	4	2	0	**136**
	78.41%	88.41%	18.84%	0.00%	2.90%	1.45%	0.00%	98.55%

Total Graduating Class = 176

** Overlap in employment status: 7 employed and in graduate school, 3 employed and seeking employment, 1 military and employed.*

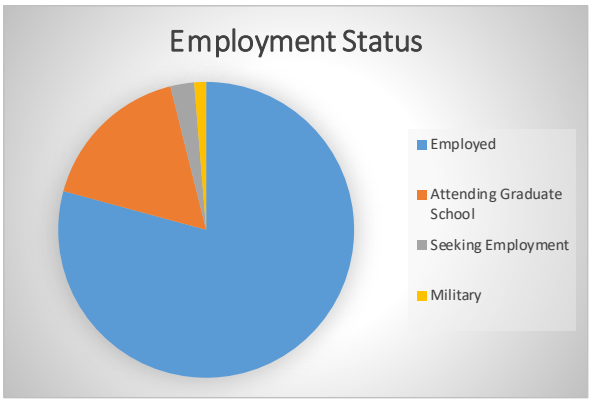

Five-Year Graduate Data Comparison

Class of	Graduating Class	Employed	Attending Graduate School	Volunteering	Seeking Employment	Military	Choosing Not to Work	Employed and/or Attending Graduate School (of data collected)
2021	138 of 176	122	26	0	4	2	0	136
	78.40%	88.41%	18.84%	0.00%	2.90%	1.45%	0.00%	98.55%
2020	178 of 200	153	30	3	12	1	1	171
	89.00%	85.96%	16.85%	1.69	6.74%	<1%	<1%	96.07%
2019	165 of 209	158	18	1	2	0	0	161
	78.94%	95.76%	10.91%	<1%	1.21%	0.00%	0.00%	97.58%
2018	178 of 248	167	19	1	7	0	0	176
	71.77%	93.29%	10.67%	<1%	3.93%	0.00%	0.00%	98.88%
2017	171 of 279	153	16	2	12	0	1	169
	61.29%	89.47%	9.35%	1.17%	7.02%	0.00%	<1%	98.83

Class of 2021 Employment by Major

Major	Total students in major graduated	Data Collected from major	% Data collected from major	FT Employment	% FT Employment	PT Employment	% PT Employment	Attending Grad School	% Attending Grad School	Volun-teering	% Volun-teering	Seeking Employ-ment	% Seeking Employ-ment	Serving in Military	Serving in Military	Choosing Not to Work	% Choosing Not to Work
Art (BA degree)	2	0	0.00%	0	0.00%	0	0.00%	0	0.00%	0	0.00%	0	0.00%	0	0.00%	0	0.00%
Athletic Training	7	5	71.43%	5	100.00%	0	0.00%	0	0.00%	0	0.00%	0	0.00%	0	0.00%	0	0.00%
Biology	6	6	100.00%	5	83.33%	1	16.67%	1	16.67%	0	0.00%	0	0.00%	0	0.00%	0	0.00%
Business Administration (includes MBA candidates)	34	30	88.24%	19	63.33%	2	6.67%	14	46.67%	0	0.00%	0	0.00%	0	0.00%	0	0.00%
Child Development	4	4	100.00%	4	100.00%	0	0.00%	0	0.00%	0	0.00%	0	0.00%	0	0.00%	0	0.00%
Creative Writing and Literatu	3	3	100.00%	3	100.00%	0	0.00%	0	0.00%	0	0.00%	0	0.00%	0	0.00%	0	0.00%
Crime and Legal Studies	2	2	100.00%	1	50.00%	1	50.00%	0	0.00%	0	0.00%	0	0.00%	0	0.00%	0	0.00%
Environmental Science	5	3	60.00%	2	66.67%	1	33.33%	0	0.00%	0	0.00%	0	0.00%	0	0.00%	0	0.00%
Environmental Studies	2	2	100.00%	2	100.00%	0	0.00%	0	0.00%	0	0.00%	0	0.00%	0	0.00%	0	0.00%
Exercise Science	15	12	80.00%	7	58.33%	1	8.33%	3	25.00%	0	0.00%	0	0.00%	1	8.33%	0	0.00%
Graphic Design BA	3	2	66.67%	0	0.00%	2	100.00%	0	0.00%	0	0.00%	1	50.00%	0	0.00%	0	0.00%
Graphic Design BFA	3	3	100.00%	2	66.67%	0	0.00%	0	0.00%	0	0.00%	1	33.33%	0	0.00%	0	0.00%
History Political Studies	4	4	100.00%	4	100.00%	0	0.00%	1	25.00%	0	0.00%	0	0.00%	0	0.00%	0	0.00%
Health Science (AS)	4	4	100.00%	4	100.00%	0	0.00%	0	0.00%	0	0.00%	0	0.00%	0	0.00%	0	0.00%
Liberal Arts (AS)	2	0	0.00%	0	0.00%	0	0.00%	0	0.00%	0	0.00%	0	0.00%	0	0.00%	0	0.00%
Media and Communication	3	2	66.67%	2	100.00%	0	0.00%	0	0.00%	0	0.00%	0	0.00%	0	0.00%	0	0.00%
Nursing	40	22	55.00%	20	90.91%	1	4.55%	0	0.00%	0	0.00%	0	0.00%	1	4.55%	0	0.00%
Psychology	8	8	100.00%	3	37.50%	2	25.00%	3	37.50%	0	0.00%	0	0.00%	0	0.00%	0	0.00%
Public Health	10	10	100.00%	8	80.00%	1	10.00%	1	10.00%	0	0.00%	0	0.00%	0	0.00%	0	0.00%
RNBS	5	5	100.00%	5	100.00%	0	0.00%	0	0.00%	0	0.00%	0	0.00%	0	0.00%	0	0.00%
SDM	6	5	83.33%	2	40.00%	1	20.00%	2	40.00%	0	0.00%	0	0.00%	0	0.00%	0	0.00%
Sociology	2	2	100.00%	2	100.00%	0	0.00%	0	0.00%	0	0.00%	0	0.00%	0	0.00%	0	0.00%
Sport Management	5	4	80.00%	4	100.00%	0	0.00%	0	0.00%	0	0.00%	1	25.00%	0	0.00%	0	0.00%

Note: all employment status columns do not equal data collected column due to overlap in multiple status (e.g. full time and graduate school or part-time and seeking employment)

Employment Related to Major, Class of 2021					
Indicating Employed	Employment Directly Related to Major	Employment Somewhat Related to Major	Not Related But Did Not Look for Related Employment to Major	Employment But Could Not Find Employment Related To Major	No Data/Did Not Indicate
138 of 176*	70	25	4	2	75
78.41%	45.75%	16.34%	2.61%	1.31%	49.02%
138= total graduates with collected data, 122= number of which data indicated employment (101=number out of 138 that responded to this survey question, 75 did not respond to it)					

Survey Respondents Indicating Relatedness				
Employment as Related to Major	Employment Directly Related to Major	Employment Somewhat Related to Major	Not Related But Did Not Look for Related Employment to Major	Employment But Could Not Find Employment Related to Major
101** of 122	70	25	4	2
82.79%	54.26%	19.38%	3.10%	1.55%
**101= the total graduates who indicated employment in relation to major (129= 84+24+7+14)*				

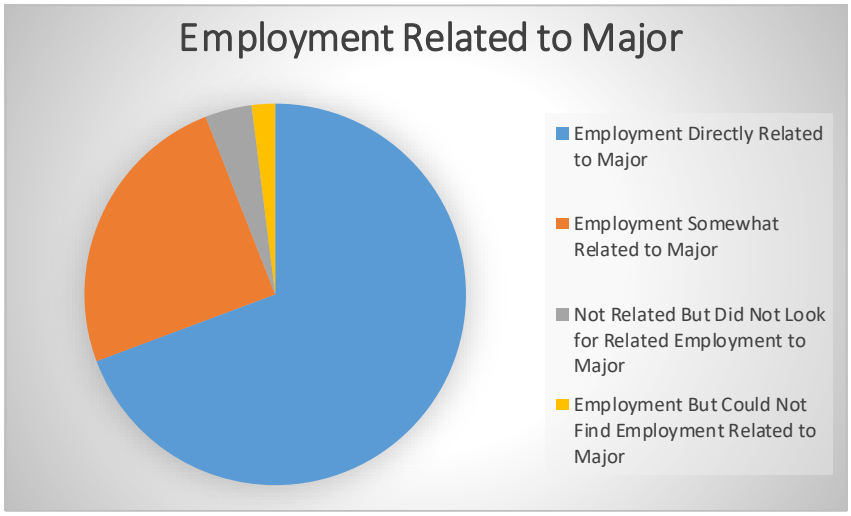

Reporting a Job Offer from Experiential Learning Site Class of 2021

Data collected indicating employment	Of those indicating employment, received job offer by Internship, Clinical or Field Experience Site	Of those indicating employment, received no job offer by Internship, Clinical or Field Experience Site	Of those indicating employment, did not indicate either way/no data
122 of 138*	45	38	39
88.41%	36.89%	31.15%	31.97%

*138= the total graduates which collected data, 122= number of which data indicated employment

Respondents reporting employment who Indicated an offer or no offer	Received job offer by Internship, Clinical or Field Experience Site of those reporting	Received no job offer by Internship, Clinical or Field Experience Site of those reporting
83**	45	38
68.03%	54.22%	45.78%
**83= total who either indicated an offer or no offer		



Reporting the Source of Current Job Discovery, Class of 2021

CSC Staff/Faculty Referral	Direct Application to Employer	Internship, Clinical, Field Experience	Networking	Online job opportunity site or social media site	Recruiter	Work for Same Employer in the Past	Other
6	10	12	7	21	3	9	1
6.74%	11.24%	13.48%	7.87%	23.60%	3.37%	10.11%	1.12%

69= Total Respondents Reporting Source of Job Discovery

**Other Includes: mandated military enrollment*

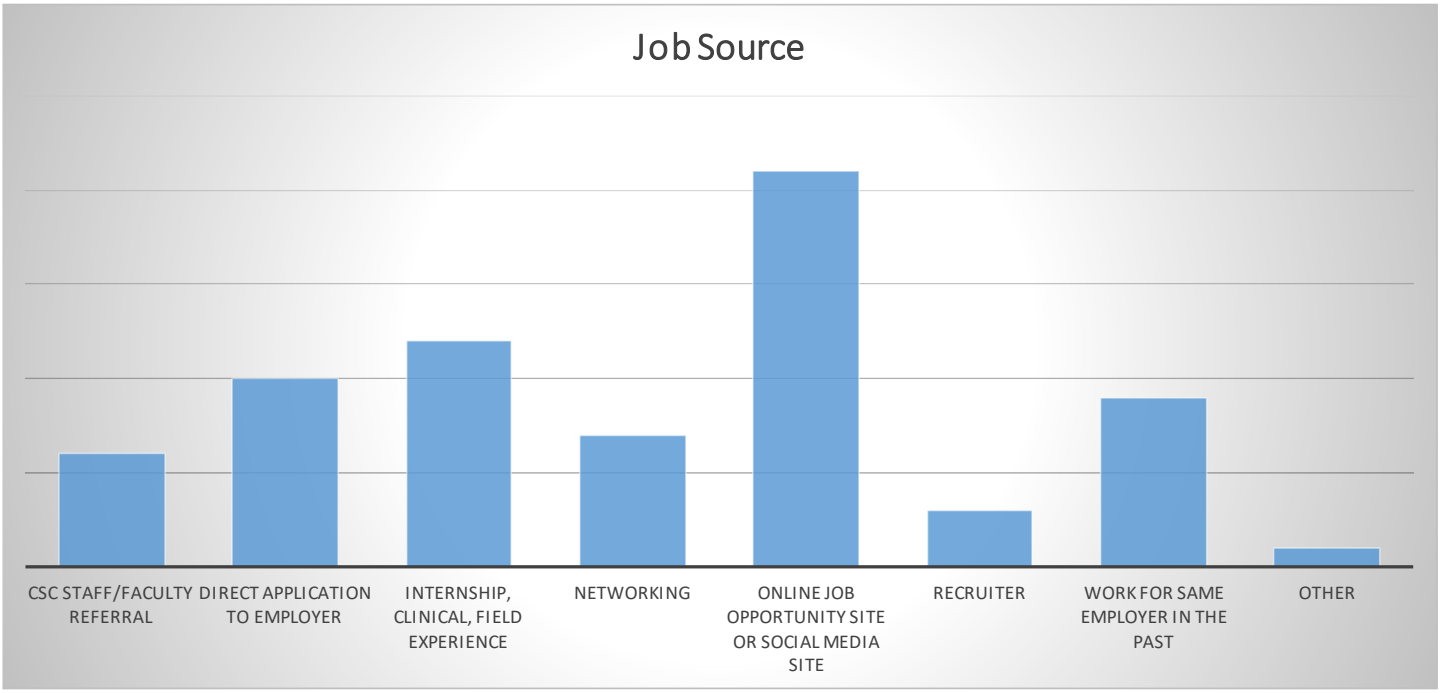

Salary Survey of Class of 2021

0-$20,000	$20,001 - 30,000	$30,001 - 40,000	$40,001 - 50,000	$50,001 - 60,000	$60,001 - 75,000	$75,001 - 100,000	Over $100,000	Prefer Not to Share
4	13	16	5	11	4	2	0	7
6.45%	20.97%	25.81%	8.06%	17.74%	6.45%	3.23%	0.00%	11.29%

62= Respondents Reporting Salary Information



Employment by Location, Class of 2021

City	State	No.
Goodyear	AZ	1
New London	CT	1
Stafford Springs	CT	1
Gainsville	FL	1
Miami	FL	1
Boise	ID	1
Beverly	MA	1
Boston	MA	6
Brockton	MA	1
Chestnut Hill	MA	1
Concord	MA	1
Danvers	MA	1
Dedham	MA	1
Gloucester	MA	1
Lunenburg	MA	1
Lynn	MA	1
Medford	MA	1
Metheun	MA	1
Needham	MA	1
Newport	MA	1
North Andover	MA	1
Woburn	MA	1
Unknown	MA	1
Hagerstown	MD	1
Biddleford	ME	1
Fryeburg	ME	1
Portland	ME	1
York Harbor	ME	1
Raleigh	NC	1
Fort Ann	NY	1
New York	NY	1
Lincoln	RI	1
N. Providence	RI	1
Smithfield	RI	1
Warwick	RI	1
Knoxville	TN	1
Austin	TX	1
Round Rock	TX	1
Ogden	UT	1
Park City	UT	1
Warrenton	VA	1
Burlington	VT	2
Franklin County	VT	1
Norwich	VT	1
St. Johnsbury	VT	1
White River Junction	VT	2
Unknown	VT	2
Total Working in US Except	**NH**	**55**

City	State	No.
Andover	NH	1
Bedford	NH	1
Bradford	NH	1
Claremont	NH	2
Concord	NH	3
Derry	NH	1
Dorchester	NH	1
Goffstown	NH	1
Hanover	NH	3
Keene	NH	1
Lebanon	NH	15
Londonderry	NH	1
Manchester	NH	2
Merrimack	NH	2
N. Sutton	NH	1
Nashua	NH	2
New London	NH	5
Northfield	NH	1
Pembroke	NH	1
Plainfield	NH	1
Portsmouth	NH	1
Sommersworth	NH	1
Temple	NH	1
Windham	NH	1
Windsor	NH	1
Total Working in	**NH**	**51**

Larissa	Greece	1
Rome	Italy	1
Total Working	**Int'l**	**2**

Unknown location
68 Graduates

Graduate Schools Attending, Class of 2021

Graduate School	Masters Degree, unless noted
Anna Maria College	Counseling
Antioch University NE	Clinical Psychology
Colby-Sawyer College	MBA **(13 graduates)**
MGH Institute of Health Professions	Dr. Physical Therapy
New York University	Sports Business
Northeastern University	International Management
Nova Southeastern University Shepard Broad College of Law	Law
Olympic Management Institute	Sports Management and Coaching
South College	Dr. Physical Therapy
Southern New Hampshire University	Psychology
University of New Hampshire Manchester	Public Health
University of Florida	Veterinary Medicine
University of Oxford	Higher Education

Study Abroad/Away Experience, Class of 2021		
Number of those who participated in a Study Abroad or Study Away Experience	8	5%
Number of those who did not Study Abroad or Away	168	95%
Total Graduates	176	100%

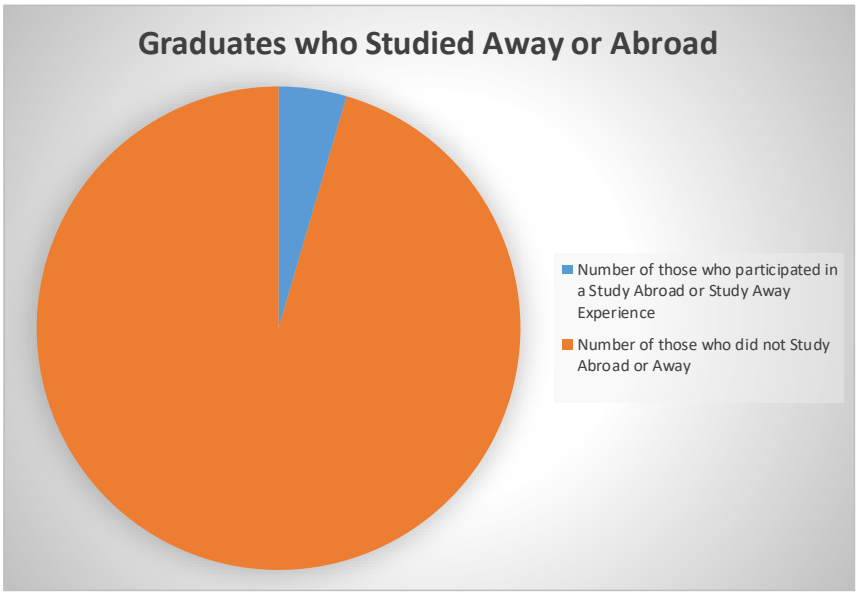

Self-Assessment of Meeting Colby-Sawyer's Learning Outcomes, Class of 2021

	Very much		Somewhat		A little		Not at all	
Learn and use a broad body of knowledge, with depth in your major field	44	66.67%	18	27.27%	3	4.55%	1	1.52%
Enrich and deepen your self-knowledge	43	65.15%	19	28.79%	3	4.55%	1	1.52%
Think creatively and critically	45	68.18%	18	27.27%	2	3.03%	1	1.52%
Communicate and interact effectively	52	78.79%	13	19.70%	0	0.00%	1	1.52%
Act ethically and professionally	52	78.79%	11	16.67%	3	4.55%	0	0.00%
Understand and employ multiple perspectives	50	75.76%	12	18.18%	3	4.55%	1	1.52%

66= Total graduates who responded to outcome survey questions

Major	Occupational Title	Employer
AT	Athletic Trainer	CPTE (Merrimack Clinic & Merrimack HS)
AT	Athletic Trainer; Post Grad Intern	Proctor Academy
AT	Bootcamp	US Army
AT	Head Athletic Trainer	Safe Sports Network
BA	Recruiter	Signature Consultants
BA	Accounting Clerk	North Coast Seafoods
BA	Area Manager	Amazon.com
BA	Audit Associate	Johnson Lamberts
BA	Bank Representative/Customer Serice	Citizen's Bank
BA	Bookkeeper	Hannafords
BA	Budget Engineer	Turner Construction
BA	Commercial Credit Administration Rep.	Rockland Trust
BA	Entry-Level Accountant	Bean Counters Financial Services
BA	Financial Representative	Northwestern Mutual
BA	Graduate Assistant	Colby-Sawyer College
BA	Graduate Assistant	Colby-Sawyer College
BA	Helen Gurley Brown Arts Administration Fellow	Northern Stage
BA	Jr. Accountant	Red Curve Solutions
BA	Learning and Development	Novocure
BA	Loan Officer Assistant	Title Mortgage
BA	Marketing Intern	Labsphere
BA	Merchandiser	Mondelez International
BA	Physician Recruiter	Medicus Healthcare Solutions
BA	Risk Analyst	Fidelity Investments
BA	Vice President of Operations	Hickory Ridge, Inc.
BIO	Asst. Conference Venue Manager	Gordon Research Conferences
BIO	Histology Lab Assistant	Cellnetix
BIO	Lab Technician	Biofuel Company
BIO	Quality Engineer	Philip Morris International
BIO	Research Intern	Cold Regions Research and Engineering Laboratory
BIO	Riding Instructor	Haile Equestrian Center
CD	Associate recruiter	Signature consultants
CD	Teacher	Little Sprouts
CD	Teacher	Spaulding Youth Center
CD	UPCA/LNA Trainee	Dartmouth Hitchcock Medical Center
CLS	Supervisor	Justice Resource Institute
CLS	Unknown	Northwestern Counseling and Support Services
COM	Membership Concierge	Lifetime Fitness
COM	Sales Representative	Target
CRW	Citizenship Education Coordinator	Colby-Sawyer College
CRW	Customer Sales Representative	Spicher's Appliances and Security
CRW	Farmer, Marketing & Communications Associate	Boggy Creek Farm
ES	Data Entry Specialist	Tufts University
ES	Dog Walker	Rover
ES	Exercise Physiologist	Parkland Medical Center
ES	Exercise Specalist	Dartmouth-Hitchcock Medical Center
ES	Fryeburg Recreation Programmer	Fryeburg Recreation Department
ES	Health Mentor and InSHAPE Case Manager	West Central Behavorial Health
ES	Medical Assistant	Orthopedic Affiliates
ES	Nanny	Private
ES	PT Assistant	404 General Military Hospital
ESC	Food Access Manager	Kearsarge Food Hub
ESC	Instructor	Hurricane Island Outward Bound
ESC	Land Steward	Virginia Outdoors Foundation
EST	Mountain Ecology Technician	Vermont Center for Ecostudies
EST	Program Assistant	UNH Cooperative Extension
GD	Continental Breakfast Server	York Harbor Inn
GD	Graphic Designer and Marketing Coordinator	Giann Brands LLC
GD	Lead Graphic Designer	Wayne Chalou's Custom World & Autobody
GD	Production Artist	Flash Photo
HPS	Behavioral Health Technician	Miracle Behavior Corp.

Major	Occupational Title	Employer
HPS	Business Development Sales Executive	Tripadvisor
HPS	Legal Assistant	McHaffey & Nice, LLC
HPS	Youth Workforce Project Assistant	Madison Park Development Corporation
HS	Certified Clinical Medical Assistant	Cheshire Medical Center
HS	Certified Clinical Medical Assistant	Dartmouth-Hitchcock Medical Center
HS	Certified Clinical Medical Assistant	Dartmouth-Hitchcock Medical Center
HS	Certified Pharmacy Technician	Dartmouth-Hitchcock Medical Center
NUR	Oncology RN	Concord Hospital
NUR	Registered Nurse	Banner Health Estrella Medical Center
NUR	Registered Nurse	Boston Childrens Hospital
NUR	Registered Nurse	Dartmouth-Hitchcock Medical Center
NUR	Registered Nurse	Dartmouth-Hitchcock Medical Center
NUR	Registered Nurse	Dartmouth-Hitchcock Medical Center
NUR	Registered Nurse	Dartmouth-Hitchcock Medical Center
NUR	Registered Nurse	Dartmouth-Hitchcock Medical Center
NUR	Registered nurse	Dartmouth-Hitchcock Medical Center
NUR	Registered Nurse	Home Health and Hospice Care
NUR	Registered Nurse	Maine Health
NUR	Registered Nurse	Our Lady of Fatima Hospital
NUR	Registered Nurse	SNHMC, the arbors at dracut
NUR	Registered Nurse	Southern NH Medical Center
NUR	Registered Nurse	Tufts Medical Center
NUR	Registered Nurse Labor and Delivery	Northeastern Vermont Reg. Hospital
NUR	RN	Southern Maine Health Care
NUR	RN	UVM Medical Center
NUR	RN Labor and Delivery	Dartmouth-Hitchcock Medical Center
NUR	Step-Down Unit Nurse	Dartmouth-Hitchcock Medical Center
PBH	Assistant Teacher	Wediko School
PBH	Employee Health Coordinator	Central Vermont Medical Center
PBH	Equity Vaccination Clinic Coordinator	NH Department of Health and Human Services
PBH	Fellow	Roca Inc.
PBH	Food svc safety worker	Beth Israel Lahey Hospitals
PBH	HOPE Monitor	Health and Observation in a Protected Env't
PBH	Project coordinator	Dartmouth Hitchcock
PBH	Research Coordinator	Dartmouth-Hitchcock Medical Center
PSY	Barista	Jet Nutrition
PSY	Caretaker	Lukas Community
PSY	Education coordinator	Boys and Girls Clubs of America
PSY	Manager	Plainfield Country Store
PSY	Patient Access Specialist	Dartmouth Hitchcock
PSY	Registered Behavior Specialist	Sargent Rehabilitation Center
PSY	Residential Recovery Specialist	Sound Community Services Inc.
RNBS	Registered Nurse	Concord Hospital
RNBS	Registered Nurse	Dartmouth-Hitchcock Medical Center
RNBS	Registered Nurse	Dartmouth-Hitchcock Medical Center
RNBS	Registered Nurse	Dartmouth-Hitchcock Medical Center
RNBS	Registered Nurse	Veterans Administration
SLFDES	Delivery Specialist	National Powersports
SLFDES	Environmental Education Coordinator	Green Woodlands Foundation
SLFDES	Paralegal	Unknown
SM	Assistant Facility Coordinator	Golden Goal Sports Park
SM	Operations staff	Stafford Motor Speedway
SM	Regional Service Technician	Marker Dalbello Völkl USA
SM	Technical Recruiter	Delphi-US, LLC
SOC	Foreman	Advantage Tennis Inc.
SOC	Management Trainee	Enterprise Holdings

END REPORT