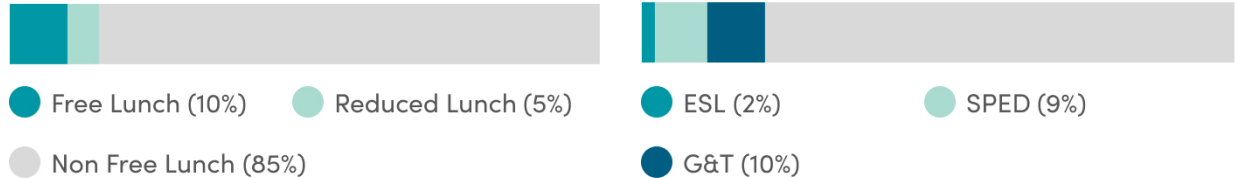
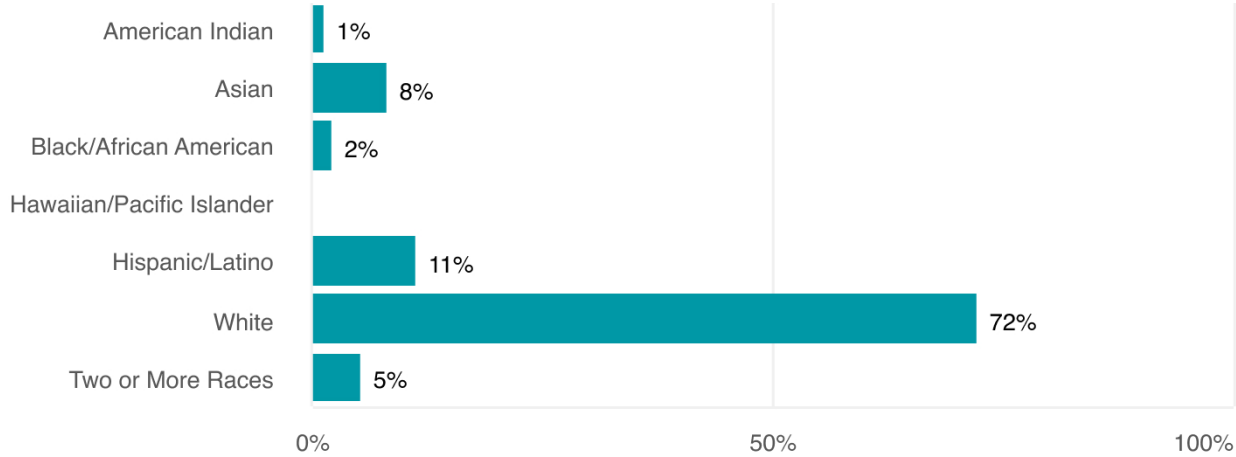


# Bentonville

## HIGH SCHOOL

### Demographic Data

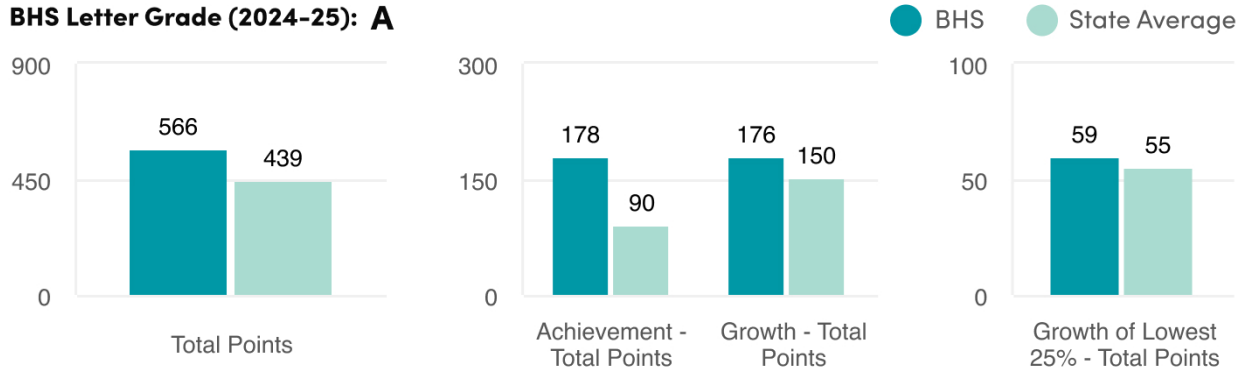


### Arkansas State Accountability Report

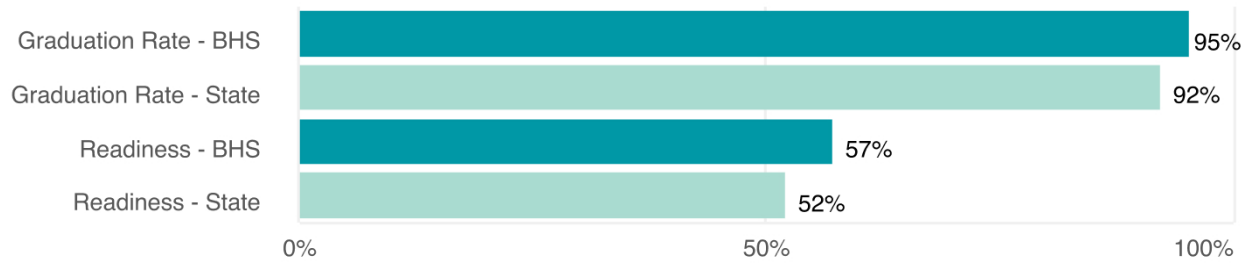
(Complete report card: <http://myschoolinfo.arkansas.gov>)

The state accountability system reports student achievement and improvement on standardized tests and other indicators from year to year. The indicators represented below are based on the 2024-25 school year.

#### BHS Letter Grade (2024-25): **A**



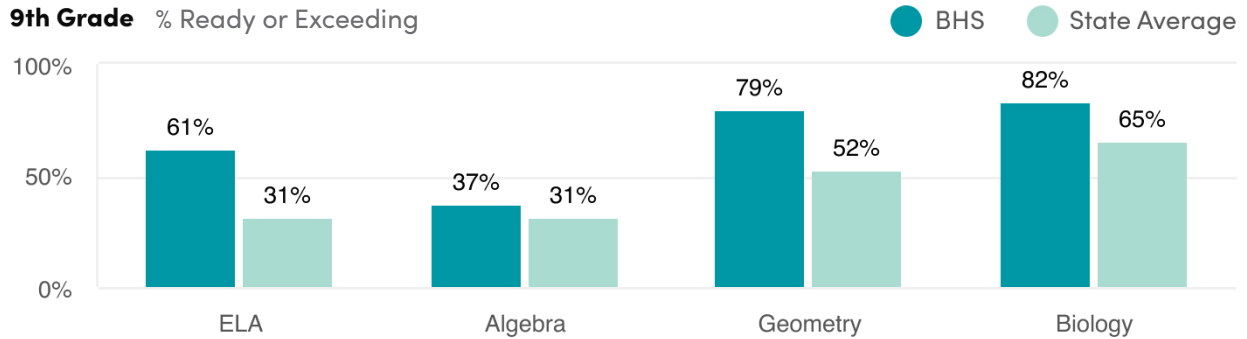
**Graduation Rate and Readiness**



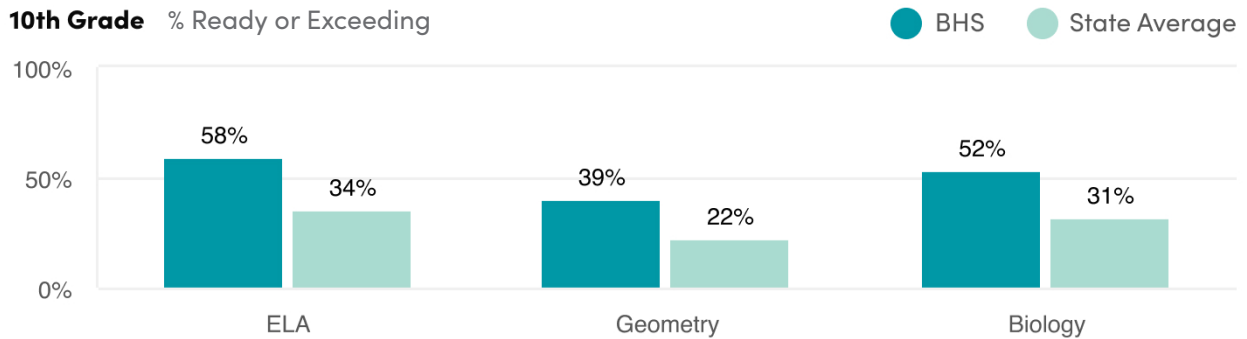
**ATLAS - At or Above Grade Level Mastery**

ATLAS measures learner progress from third grade through tenth on a performance level, connecting each grade level to the next. This assessment provides summative information for English, math, and science at the conclusion of the school year.

**9th Grade % Ready or Exceeding**

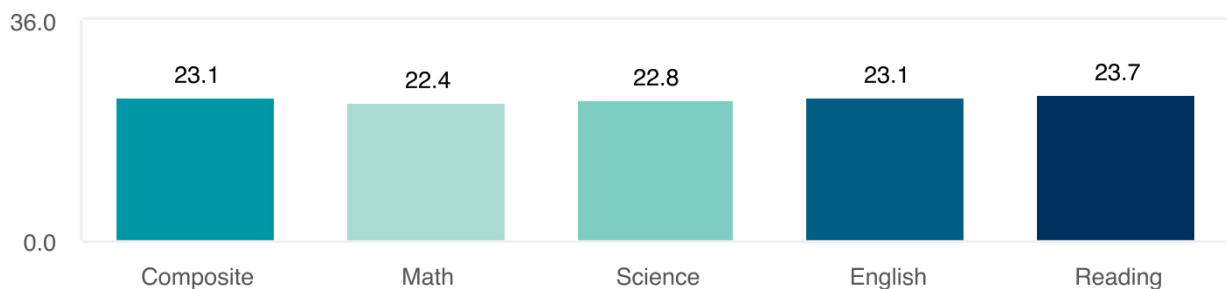


**10th Grade % Ready or Exceeding**



**ACT College Readiness Assessment 2025**

Every eleventh grader in Bentonville takes the ACT test. Students may choose to take the assessment at other times.



# Stats for the class of 2025

Total Class Count  <b>833</b>	Honors Graduates  <b>119</b>	High Honors Graduates  <b>271</b>	National Merit Finalists  <b>11</b>
National Merit Semifinalists  <b>11</b>	AP Scholars (of any/all levels)  <b>536</b> <i>(8 capstone diplomas)</i>	Total \$ value of community scholarships within district program  <b>\$76,250</b>	Total \$ value of accepted college/university/military scholarships  <b>\$8,256,109</b>

**Overall Scholarship Total: \$8,332,359**

**Total AP Exams taken in BHS: 2,531**