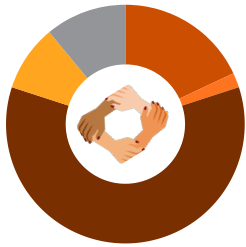
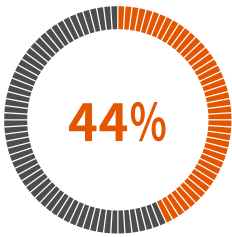


STUDENT POPULATION

TOTAL ENROLLMENT: 614



| | |
|-------------|-----|
| White | 60% |
| Black | 18% |
| Two or More | 9% |
| Asian | 2% |
| Hispanic | 11% |




Low Income Student Rate

ATTENDANCE RATE

92%

Total percentage of students who attend school everyday!



MISSION AND VISION



SCHOOL CULTURE

✓ RESPECTFUL

✓ SAFE

75%

Students With No Referrals

ESSENTIALS SURVEY RESULTS*

Student - Teacher Trust 47 → 57

Parent - Teacher Trust 45 → 51

✓ RESPONSIBLE

Parent - Teacher Trust 35 → 61

86%

Students Who Are on Time All The Time

School Safety 40 → 47

Student Peer Relationships 40 → 47

*Increase from 2024 to 2026

PYTHON PATHWAYS



"IT'S A GREAT DAY TO BE A PYTHON!"

STUDENT INVOLVEMENT

30+

Students in grades 5 - 8 have more than 30 opportunities to get involved in clubs, sports, or other school sponsored activities!

SPECIAL EDUCATION



PJHS is the ONLY junior high school in Unit 5 that provides the full continuum of specialized services




SCHOOL IMPROVEMENT GOALS

Literacy Goal:

PJHS students in grades 6-8 will collectively show a 2% increase in Fall to Spring STAR Reading assessment scores

RESULTS FOR 25-26 SCHOOL YEAR

6 2.0% GROWTH 7 1.1% GROWTH 8 1.2% GROWTH



Equity Goal:

By Spring 2026, PJHS will decrease major disruptive referrals by 2% among students eligible for Free/Reduced Meals.

RESULTS FOR 25-26 SCHOOL YEAR

10% DECREASE

50 YEARS STRONG: PARKSIDE'S IMPACT GROWS ON