




Learning Fun in the Summer Sun **June** Grades 2 & 3



Calvert County Public Schools Suggested Summer Learning Activities for Families

HAPPY SUMMER, CCPS FAMILIES! Summertime is the perfect time to explore the world around us. After all, school is not the only place where we can learn. Look around, learning opportunities are everywhere! To spark a few ideas, we've included activities across a wide range of subjects. Perhaps you'll enjoy a book under a shade tree, notice the stars in the evening sky, look up the strange bug in your garden, look for math patterns in a favorite song, or organize a fun water obstacle course. Feel free to pick and choose a few activities each week that seem interesting and fun! Consider keeping a journal or notebook to keep track of your activities. *Look for a new Learning Fun grid each month on the CCPS website. Visit calvertnet.k12.md.us/SummerLearning*

<p>Draw a portrait of a friend or family member.</p>	<p>Perform a song for an audience- someone at home or your favorite stuffed animal. Before you perform, teach them how to be a good audience.</p>	<p><u>Dance Break</u> Put on your favorite song and dance to the music.</p>	<p>Draw yourself as an original superhero or draw an imaginary place. Be sure to include lots of detail.</p>	<p><u>Mindful Snacking</u> Pay attention to the taste, feel, sound, smell, and look of the snack you're eating. What do you notice?</p>
<p>Measure yourself. Stand next to a tree in your yard. Use your height to estimate the height of the tree using repeated addition or multiplication.</p>	 <p>Make your own bubble solution using things found at home. What could you use as bubble wands?</p>	<p>All About Your School Create an <i>All About Book</i> that explains all about your school for a new enrolling student. What's most important for them to know? How many chapters will it be? What text features can you include?</p>	<p><u>Give Instead of Receive</u> Think of different ways you can give something to someone you love without it costing any money. Decide on your "gift" and give it to the person you love. How do you feel?</p>	<p>Let's go C.R.A.B.! Visit Calvert Library and access something or check out an e-book using your C.R.A.B. card. U: calv12345 (calvStudentID) P: 02152011 (8DigitDOB)</p>
<p>Triangle Tour! Set a timer for five minutes. Search around for triangles: Equilateral – three equal sides Isosceles – two equal sides Scalene – no equal sides Count how many of each you find. When time's up, graph your results. Next, ask someone else to search for 5 minutes. Graph and compare their results to yours.</p>	<p>Tic-Tac-Toe Challenge Use the numbers 1-9 to create a sum of 15. Watch the video to learn more about this twist on Tic-Tac-Toe</p> 	<p>Listen to your favorite song and play along! Using items from around your house, keep a steady beat. *Challenge: Can you create a short rhythm over and over again while the music plays? (In music, this is called an <i>ostinato!</i>)</p>	 <p>Draw and color a picture of your favorite part of the virtual trip to Dutch Hollow Farm.</p>	<p>"A picture is worth a thousand words." Choose a personal photo (one from your family) or find a picture online with at least 2 people in the photograph. Identify the setting and key events that may be taking place in the picture.</p>

<p>No Words Needed Create a wordless picture book and show your story to a family member or friend.</p>	<p>Draw a picture of your bed before and after you make it.</p>	<p><u>Squat Challenge</u> How many squats can you do in one minute?</p>	<p><u>Yoga</u> Do 8 yoga poses and hold each pose for 10 seconds.</p>	<p>Shelve It Organize your home library by the author's last name.</p>
<p>Write an acrostic poem using the name of your favorite dessert or candy. Example: G ooey U pbeat M int</p>	<p>Keep in touch! Write a letter to a friend or relative and mail it. Let them know you are thinking about them. What can you say that will make them smile?</p>	<p>Map Your Money: Find 3-5 goods in your home. Read the label to see where they were made. Print out a world map and color and label where the goods you use come from.</p>	 Create mixtures in your kitchen by making lemonade from scratch or baking something fun.	 Learn a few card games that build math skills
<p><u>A Letter of Gratitude</u> Write a note or letter to a friend, coach, teacher, or family member expressing gratitude and appreciation. Read or send the letter to the person.</p>	 Use recyclable materials to create a Rube Goldberg machine that transfers energy at least three different times.	 Help Recycle City sort their recycling in this fun game.	<p>Play the game "hot and cold" to find a hidden object with singing, but instead of saying, "you're getting colder," sing softer. Instead of saying, "you're getting warmer" sing louder!</p>	 History Hike: Hike on one of Jefferson Patterson Park's trails and learn a little history along the way. Scan to find out about the trails.
<p>Look up today's <i>HIGH</i> and <i>LOW</i> temperature. Calculate the difference between the two temperatures. Try doing this for a whole week.</p>	<p>Create new lyrics to your favorite song. Sing them along to the melody.</p>	<p><u>Build It and They Will Come</u> Build a reading fort and read with your family, pets, or stuffed animals.</p>	<p><u>Keep It Up!</u> Play "keep it up" with a ball using your hands, feet, or a racket. Do this solo or with a partner. See how many times you can hit it before it drops.</p>	<p>Can you design and draw a building using only squares? What about using only triangles? Circles? Try it!</p>
<p>Family Photo Album: Look through a family photo album. Write captions for your favorite photos to capture the family story.</p>	<p>Brainstorm a list of all the things you want to do this summer in or around your home. Check the list once a week to see what you can check off.</p>	<p>The Perfect Day If you could plan a perfect day, who and what would it include? Create your plan and share it. What can you be responsible for so the day can happen?</p>	<p>Visit an area on the Chesapeake Bay to search for sharks' teeth.</p>	<p><u>Mindful Minute</u> Sit quietly. Use senses to notice as much as you can about your surroundings. Listen, observe, breathe, and feel.</p>