







Learning Fun in the Summer Sun **June** Grades K & 1



Calvert County Public Schools Suggested Summer Learning Activities for Families

HAPPY SUMMER, CCPS FAMILIES! Summertime is the perfect time to explore the world around us. After all, school is not the only place where we can learn. Look around, learning opportunities are everywhere! To spark a few ideas, we've included activities across a wide range of subjects. Perhaps you'll enjoy a book under a shade tree, notice the stars in the evening sky, look up the strange bug in your garden, look for math patterns in a favorite song, or organize a fun water obstacle course. Feel free to pick and choose a few activities each week that seem interesting and fun! Consider keeping a journal or notebook to keep track of your activities. *Look for a new Learning Fun grid each month on the CCPS website. Visit calvertnet.k12.md.us/SummerLearning*

<p>Sunny Day Fun Find your favorite spot outside and read a book!</p>	<p>What's your favorite color? How many things can you list that are that color?</p>	<p>Draw a portrait of a friend or family member.</p>	<p>Mapping Your World Make a map of your living room.</p>	<p><u>Dance Break</u> Put on your favorite song and dance to the music.</p>
<p>What's Your Superpower? If you could have a superpower, what would it be and what good would you do with it? Draw and label you with your superpower.</p>	 <p>Start a seed growing in a bag. You can start with a seed from inside a pepper, uncooked dried bean, or popcorn kernel.</p>	<p>Take a Verb Walk Name as many verbs as you can as you walk through the park or your neighborhood. Hint: Verbs are action words.</p>	<p>LET'S EAT! Illustrate, label, and describe your favorite summertime meal. It might be a picnic, cook-out, or even a favorite vacation spot.</p>	<p>Grab a deck of Uno cards and assign each color an action (i.e. red=hop on 1 foot). Select a card and do the action the number of times indicated on the card.</p>
<p>The First Day of Summer- June 21st Make a Summer Berry Pie . . . don't forget to write a grocery list first.</p> 	<p>Try one of these PBS ideas for exploring math outdoors with your little learners: https://www.pbs.org/video/everyday-math-outdoors-yhfivk/</p>	 <p>Write or draw with a paint brush and water. Observe what happens when you write in the sun compared to what happens when you write in the shade.</p>	<p>Make a Card Make a card for Father's Day or for someone special using pictures and words. Challenge: Write an acrostic poem on the front using FATHER or the person's name.</p>	 <p>Create a racetrack for a small ball or marble using the cardboard tubes inside paper towel rolls or pool noodles. Can you create a ramp that can have a small hill or curve near the end?</p>

<p>Sit outside- listen for sounds. Draw what you think made the sounds.</p>	<p>Make a Book Nook Set up your own reading nook. Use a tent, comfortable pillows, a few blankets, etc. Read or listen to books every day!</p>	<p>Take turns reading your favorite storybook or make up your own story. Use your voice in loud and soft ways to make the story more exciting.</p>	<p>Must Have Name three things you always want to find in your kitchen. Explain why you always want to find those things.</p>	<p>Draw and label a picture of your pet or a pet you wish you belonged to you.</p>
<p>Take a Noun Walk Name as many nouns as you can as you walk through the park or your neighborhood. Hint: Nouns are naming words.</p>	<p>Map Your Money: Read the label of products in your house to see where they came from. Label them on a world map to track the origin of your goods.</p>	<p>Create creatures who might live on each planet, showing attributes that would make them adapt to each planet's conditions.</p>	 <p>Do something to help insect pollinators in your backyard. Create a watering spot or a home for solitary bees.</p>	<p>Let's go C.R.A.B. Visit Calvert Library and access something or check out a book using your C.R.A.B. card! U: calv12345 (calvStudentID) P: 02122011 (8DigitDOB)</p>
<p>Draw 5 cards from a deck of cards. What patterns do you see? Which cards match? What makes them matching cards?</p>	 <p>Learn a few card games that build math skills</p>	<p>Listen to your favorite song and play along! Using items from around your house, keep a steady beat in time to the music.</p>	<p>Create an animated presentation to demonstrate a conversation carried on by two characters in a book of your choice. Be as creative as your heart desires!</p>	<p><u>Mindful Senses</u> - Find:</p> <ul style="list-style-type: none"> • 5 things you can see • 4 things you can feel • 3 things you can hear • 2 things you can smell • 1 thing you can taste
<p>Compose a song or rap OR write and perform a play or puppet show to teach an audience about a topic you love.</p>	<p><u>Animal Yoga</u> Do 5 yoga poses and hold each pose for 10 seconds. Make animal noises to match your pose.</p>	<p><u>Belly Breath</u> While lying in bed, place your hands on your stomach, and pay attention to the up and down of your belly as you breathe.</p>	<p>Be a Champion for Earth! Create a poster to encourage your family to take action to take care of our planet.</p>	<p>Ready, Set, Action! Dress up as your favorite character from a book and act out parts of the story in front of an audience.</p>
<p>Perform a song for an audience - someone at home or your favorite stuffed animal. Before you perform, teach them how to be a good audience.</p>	<p>Take turns performing songs in a family talent show! Can you sing your song on pitch? Make a theme such as sing all Disney songs or Nursery rhyme songs.</p>	<p>Spread the Joy: Make a card for a friend or family member showing why you appreciate them.</p>	<p>What is the best thing to eat for breakfast? Create a commercial describing why you like this food and why it is the best. Develop a funny phrase to convince people to eat this breakfast food. Act your commercial with a friend or family member!</p>	<p>Make Playdough Use the playdoh to roll and form thin ropes of different lengths. Use the ropes to create the letters in your name or make words.</p>