




Learning Fun in the Summer Sun **June** for Pre-K



Calvert County Public Schools Suggested Summer Learning Activities for Families

HAPPY SUMMER, CCPS FAMILIES! Summertime is the perfect time to explore the world around us. After all, school is not the only place where we can learn. Look around, learning opportunities are everywhere! To spark a few ideas, we've included activities across a wide range of subjects. Perhaps you'll enjoy a book under a shade tree, notice the stars in the evening sky, look up the strange bug in your garden, look for math patterns in a favorite song, or organize a fun water obstacle course. Feel free to pick and choose a few activities each week that seem interesting and fun! Consider keeping a journal or notebook to keep track of your activities. *Look for a new Learning Fun grid each month on the CCPS website. Visit calvertnet.k12.md.us/SummerLearning*

<p>Make jewelry with dry pasta and string. If you have paint you can paint the pasta first! Can you create a pattern?</p>	<p>Make a number line. Use sidewalk chalk or use paper plates. Draw a line on your driveway or on the sidewalk. Write your numbers 0-20 on the line. Hop and count your numbers.</p>	<p>Make A Name Collage Write your first name in large uppercase letters on paper. Rip paper from magazines, newspapers, or even junk mail into small pieces. Glue the little pieces of paper onto the letters to make your name collage.</p>	<p>Patterns! Patterns! Everywhere. Go on a pattern hunt in your environment. Apply it at dinnertime. Have your child tell the pattern when setting the table.</p>	<p>Make an instrument (use household items such as water in cups, beans in toilet paper tubes or spoons).</p>
<p>Chalk Writing Go outside to a driveway or sidewalk. Write letters of the alphabet with chalk. How many can you write?</p>	<p>Build a fort and read your favorite story inside it to a pet or stuffed animal.</p>	<p>Make a Card Make a card for Father's Day or for someone special using pictures and words.</p>	<p>Drama! Put on a play using puppets, dolls or just yourselves! Use a favorite book, classic tale or make up your own story. Find props and costumes for your play. Have fun!</p>	<p>Make a Book Nook Set up your own reading nook. Use a tent, comfortable pillows, a few blankets, etc. Read or listen to books every day!</p>
<p>Place an egg in vinegar and watch to see what happens. Check out this QR code for more details.</p> 	<p>Counting practice In Kindergarten, your child will learn to count to 100. Let's start practicing now. Try this: How long can you stand on one leg? Challenge someone to stand on one leg while you count. How high did you count before they put their leg down? How high can you count while someone runs around the house? What other challenges can you try?</p>	<p>Take a Walk Take a walk with your adult helper. Tell what you see up high in the sky or trees, on the ground, and under the ground. Listen as you walk. How many different sounds can you count? What do you think is making the sound? Can you draw a picture of something making a sound?</p>	<p>Make salt dough</p> <ul style="list-style-type: none"> • 1 cup salt • 2 cups flour • up to 1 cup warm water • food coloring <p>Mix until a dough forms. Knead for 5 minutes then have fun creating!</p> 	 <p>Bake something with an adult. Use the QR code in the other boxes to access healthy recipes. When baking or cooking, talk about the ingredients and the steps that need to be taken. Look at the mixture you've created before and after cooking.</p>