

SAU70 Annual Survey 2026: RMS

May 2026

2026 SAU70 Annual Survey: RMS only: 143 responses (+13.5%)

- April-May 2026 survey sent out to SAU70 parents/guardians
- Open from 4/29/25 until 5/15/25 with multiple reminders from Superintendent
- 64-Item survey: Results presented in both graph and table formats
- School-specific findings will be presented separately for each school
- Total SAU responses: 688. Total RMS responses: 143. All-SAU and other school responses available elsewhere
- Parents asked to complete survey once for each child
- Items included 30 free-text response questions and the ability to give free-text “something else” answers for 9 questions; see next slide for summary
- Redacted (to eliminate potentially identifiable information) free-text responses will be available separately; 53-page PDF
 - Free-text responses similar to “no”, “NA”, etc. were removed; “Specific Responses” remain
- By comparison:
 - 2022 SAU70 Strategic Planning Survey: 503 responses. RMS: 81
 - 2023 SAU70 Cost Survey: 556 responses: RMS: 104 (+28.4%)
 - 2025 SAU70 Annual Survey: 592 responses: RMS: 126 (+21.2%)

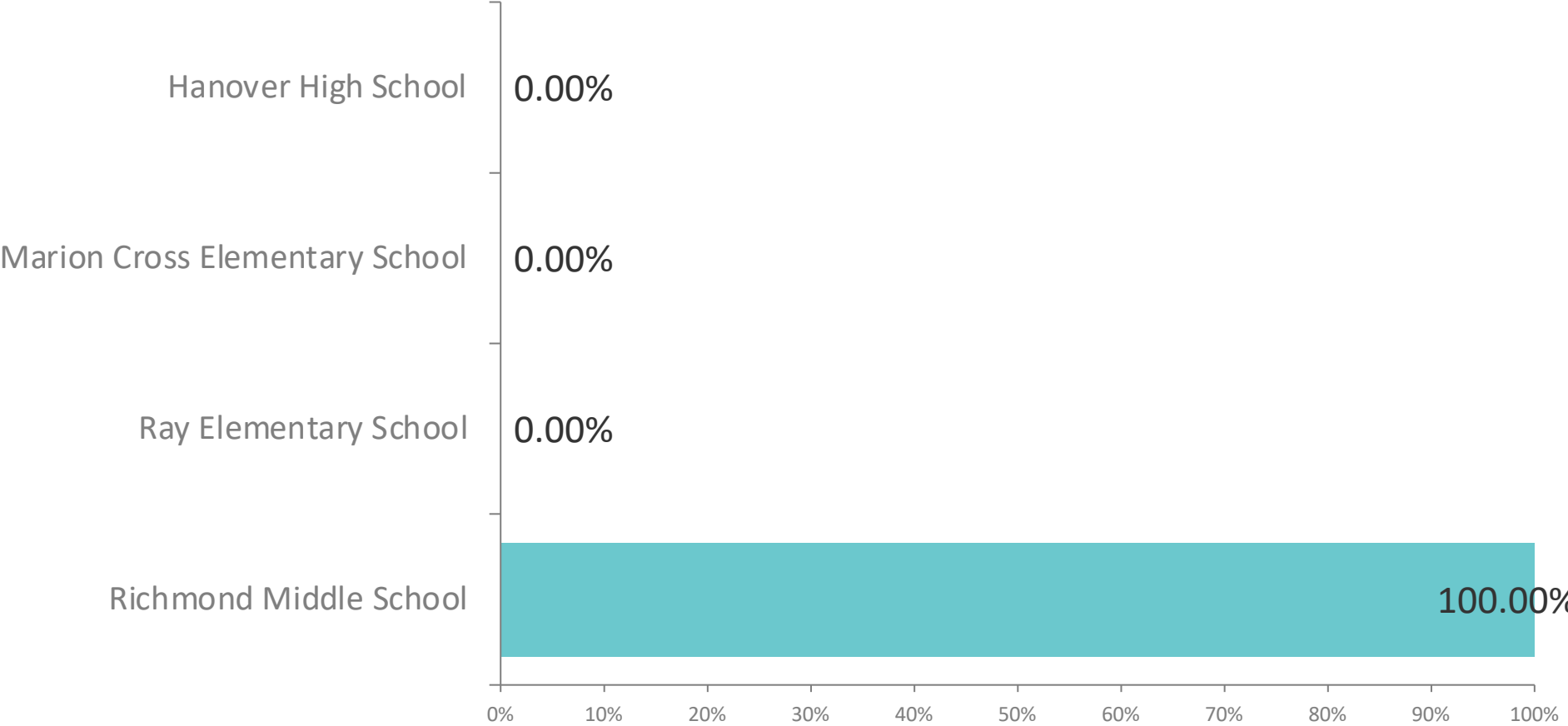
	Question	Subject	Responses	Specific	RMS
RMS Survey Count: 143	08	Events and Schedule	109	104	19
	10	School Quality for Towns	75	72	16
	12	Financially Challenging	97	95	21
	14	Satisfaction, General	139	136	35
	16	Satisfaction, Personnel	106	103	20
	18	Satisfaction, Subjects	164	161	35
Free-Text Counts →	20	Alternative Education	111	108	29
	22	Tutoring?	116	112	29
	24	Tutoring Subjects	52	48	12
	26	Tutoring Reasons	28 + 42 Other	25 + 42 Other	8 + 10 Other
	28	Athletics?	77	72	21
	30	Athletics Satisfaction	105	101	22
	32	Performing Arts	78	73	17

	Question	Subject	Responses	Specific	RMS
RMS Survey Count: 143	34	Arts Satisfaction	62	58	11
	36	Mental Behavioral Health	41	36	7
	38	Devices & Social Media	62 + 23 Other	57 + 19 Other	17 + 8 Other
	40	Smart Device Ban	91 + 43 Other	87 + 41 Other	21 + 8 Other
	42	Screens	109	105	29
	44	AI	118	115	25
Free-Text Counts →	46	Lunch	174	172	38
	48	Assessing Various Aspects	97	93	26
	50	After Graduation Plans	51	47	14
	52	Biggest Challenges	77 + 57 Other	75 + 55 Other	16 + 11 Other
	54	Academic Needs	48 + 72 Other	45 + 70 Other	14 + 14 Other
	56	Social Support Needs	31 + 31 Other	28 + 27 Other	11 + 6 Other
58	Concerns During School	40 + 55 Other	37 + 52 Other	9 + 11 Other ⁴	

	Question	Subject	Responses	Specific	RMS
RMS Survey Count: 143	60	Concerns Outside School	23 + 45 Other	20 + 43 Other	6 + 7 Other
	62	5-Year Large Initiatives	51 + 72 Other	48 + 67 Other	11 + 19 Other
	63	New Survey Questions	33	31	7
	64	Anything Else?	71	69	14
Free-Text Counts →	Totals	--	2,876	2,749	654

Q1: Which school does your student currently attend?

Answered: 143 Skipped: 0



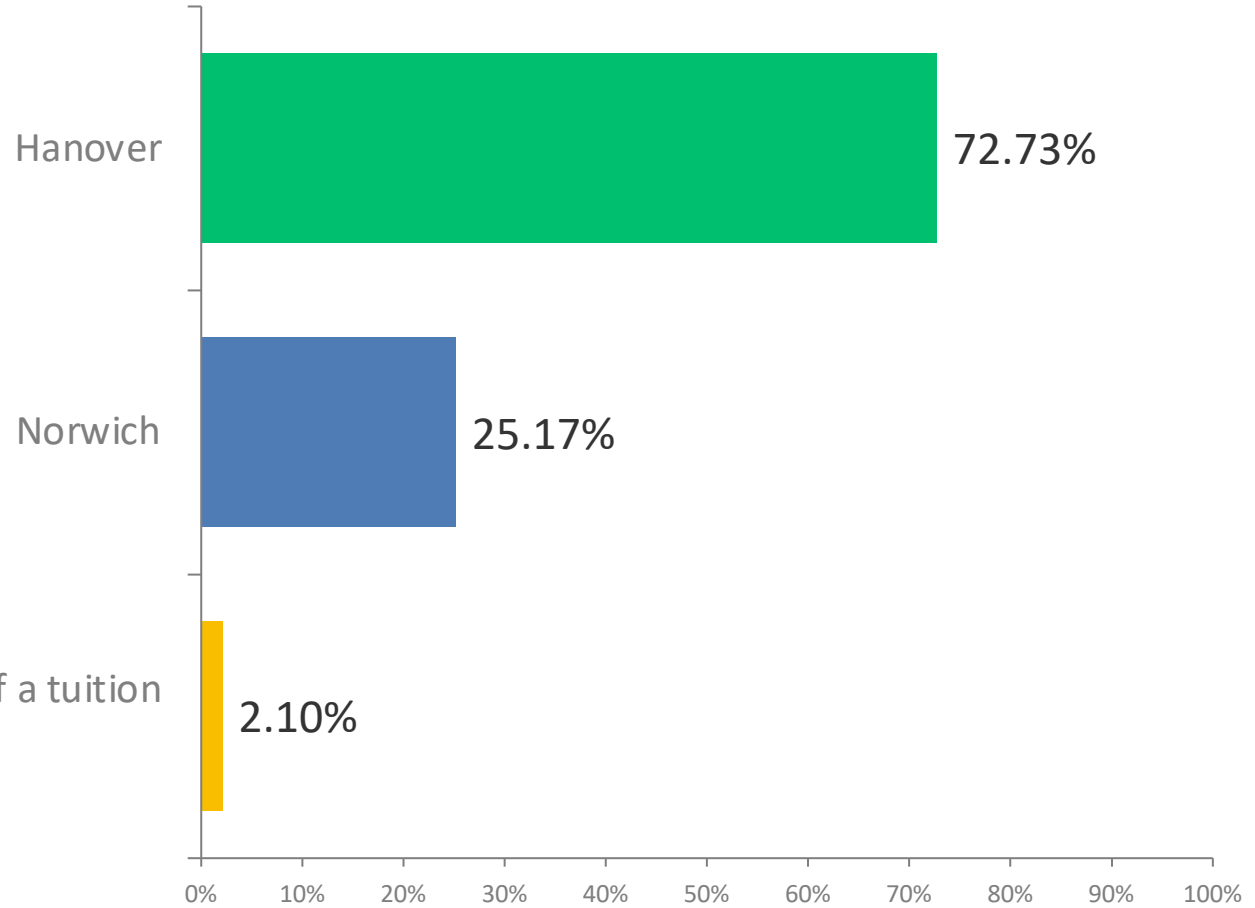
Q1: Which school does your student currently attend?

Answered: 143 Skipped: 0

ANSWER CHOICES	RESPONSES	
Hanover High School	0.00%	0
Marion Cross Elementary School	0.00%	0
Ray Elementary School	0.00%	0
Richmond Middle School	100.00%	143
TOTAL		143

Q2: Where do you live?

Answered: 143 Skipped: 0



Hanover

72.73%

Norwich

25.17%

Somewhere else: Parent/guardian of a tuition student

2.10%

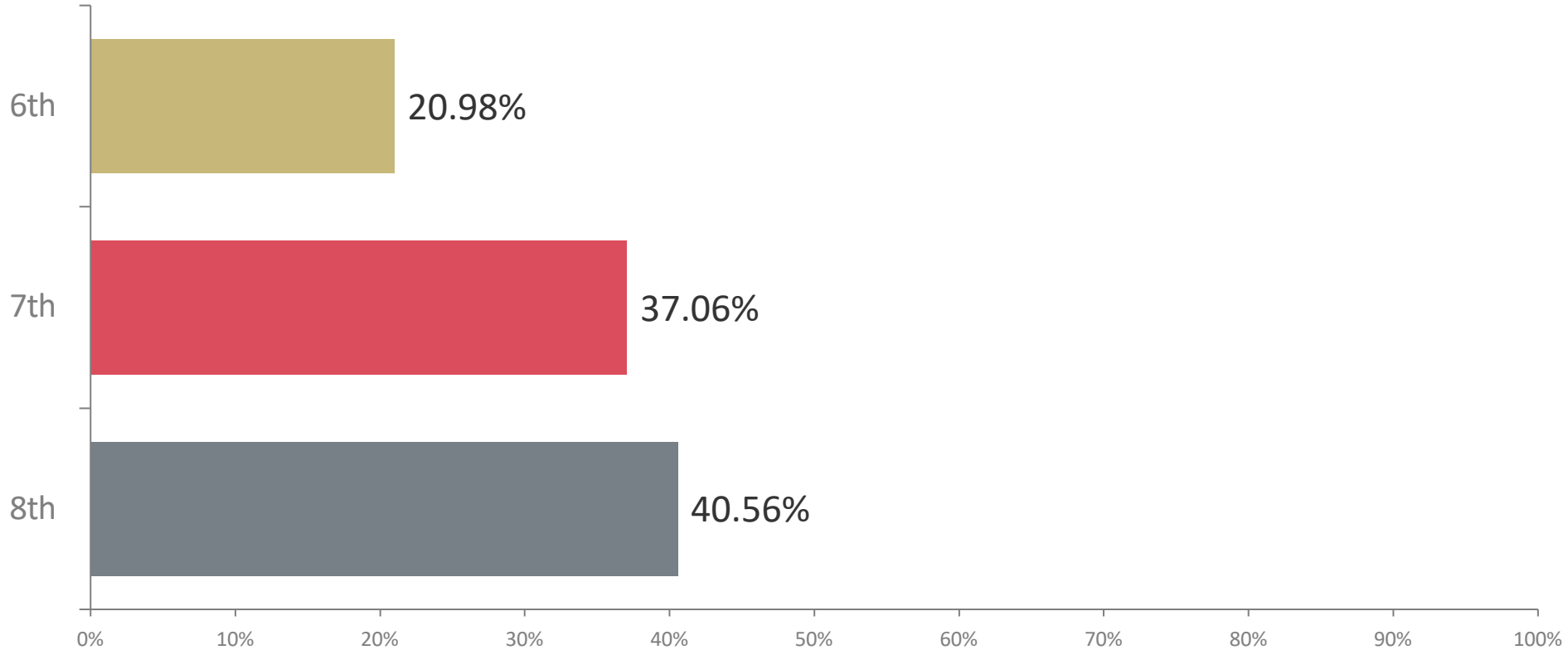
Q2: Where do you live?

Answered: 143 Skipped: 0

ANSWER CHOICES	RESPONSES	
Hanover	72.73%	104
Norwich	25.17%	36
Somewhere else: Parent/guardian of a tuition student	2.10%	3
TOTAL		143

Q3: What is your student's current grade?

Answered: 143 Skipped: 0



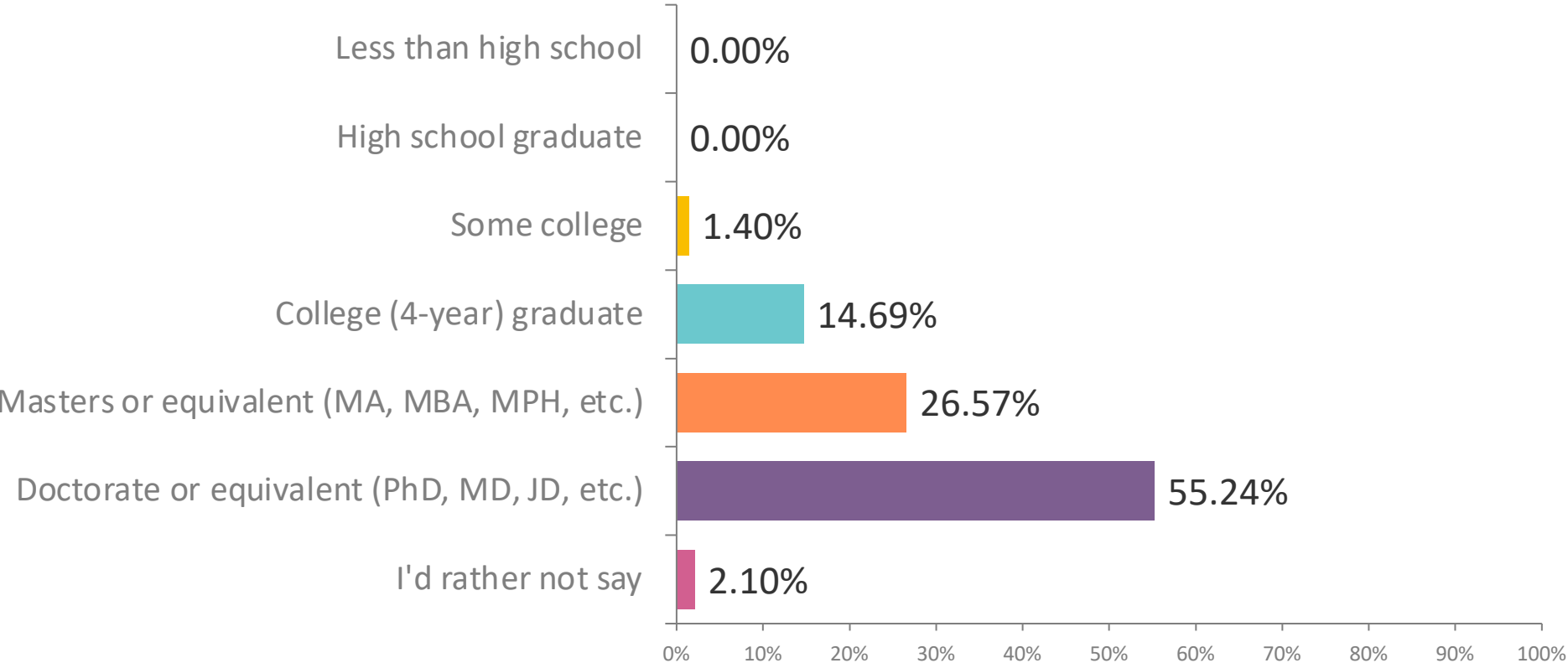
Q3: What is your student's current grade?

Answered: 143 Skipped: 0

ANSWER CHOICES	RESPONSES	
6th	20.98%	30
7th	37.06%	53
8th	40.56%	58
TOTAL		143

Q4: What is the highest educational attainment of a member of your immediate household?

Answered: 143 Skipped: 0



Q4: What is the highest educational attainment of a member of your immediate household?

Answered: 143 Skipped: 0

ANSWER CHOICES	RESPONSES	
Less than high school	0.00%	0
High school graduate	0.00%	0
Some college	1.40%	2
College (4-year) graduate	14.69%	21
Masters or equivalent (MA, MBA, MPH, etc.)	26.57%	38
Doctorate or equivalent (PhD, MD, JD, etc.)	55.24%	79
I'd rather not say	2.10%	3
TOTAL		143

Q5: What is your approximate household income?

Answered: 142 Skipped: 1



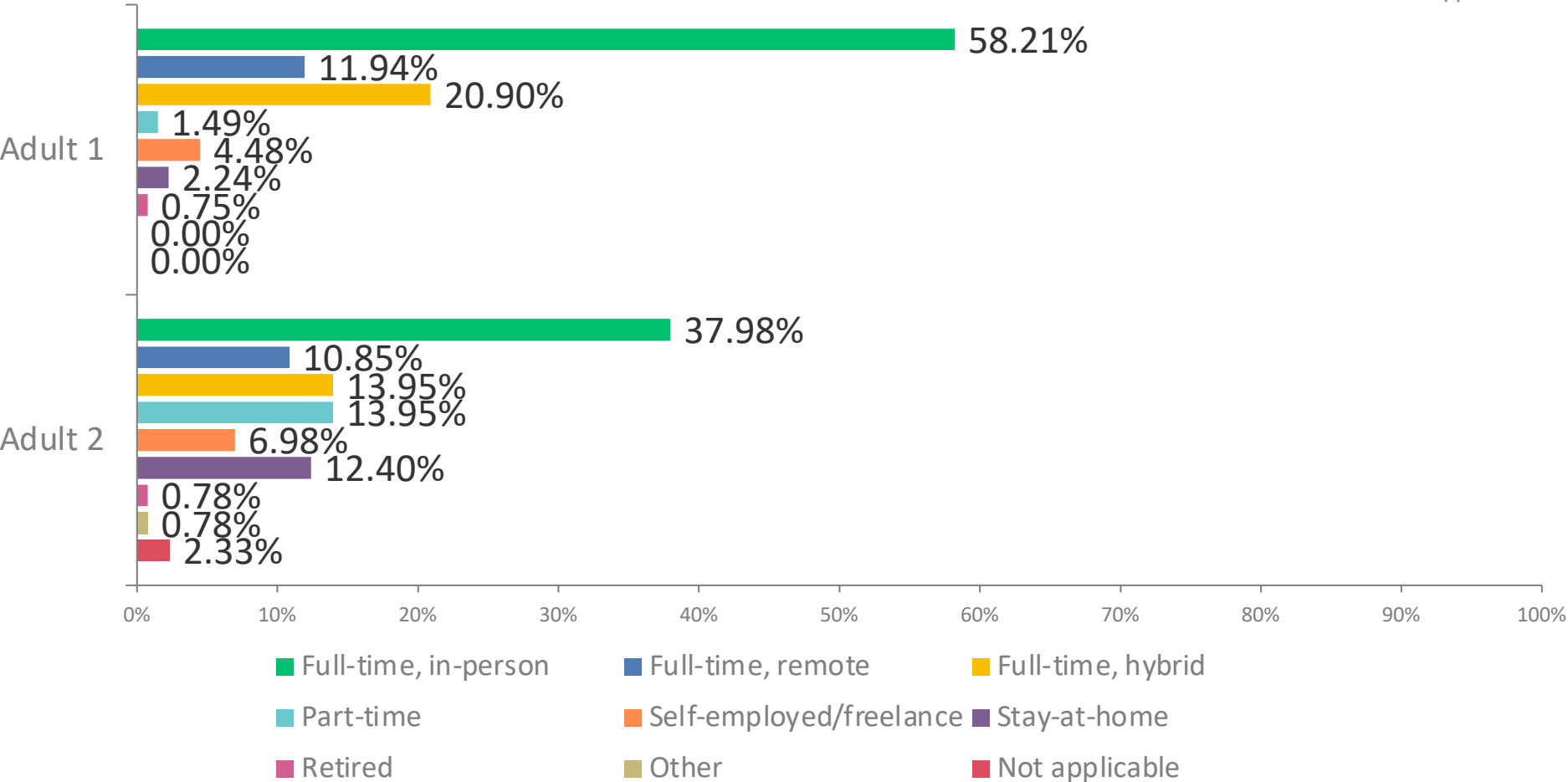
Q5: What is your approximate household income?

Answered: 142 Skipped: 1

ANSWER CHOICES	RESPONSES	
Less than \$35,000	0.70%	1
\$35,001 to \$50,000	0.70%	1
\$50,001 to \$100,000	4.23%	6
\$100,001 to \$150,000	5.63%	8
\$150,001 to \$200,000	10.56%	15
\$200,001 to \$300,000	23.24%	33
\$300,001 to \$500,000	29.58%	42
More than \$500,000	10.56%	15
I'd rather not say	14.79%	21
TOTAL		142

Q6: What is the current job status for parents/guardians living in your student's primary home?

Answered: 134 Skipped: 9



Q6: What is the current job status for parents/guardians living in your student's primary home?

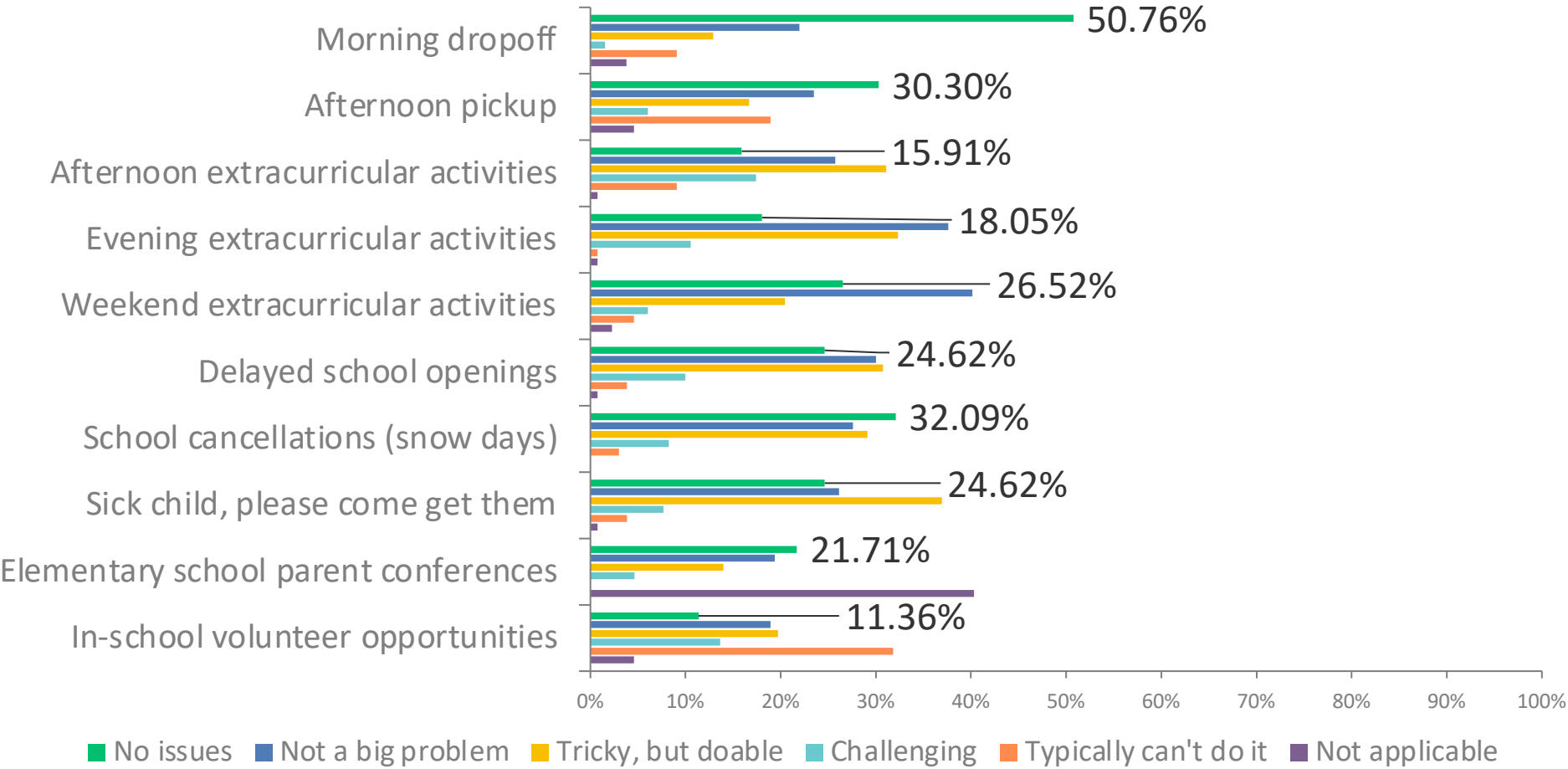
Answered: 134 Skipped: 9

	FULL-TIME, IN-PERSON	FULL-TIME, REMOTE	FULL-TIME, HYBRID	PART-TIME	SELF-EMPLOYED /FREELANCE	STAY-AT-HOME	RETIRED	OTHER	NOT APPLICABLE	TOTAL
Adult 1	58.21% 78	11.94% 16	20.90% 28	1.49% 2	4.48% 6	2.24% 3	0.75% 1	0.00% 0	0.00% 0	134
Adult 2	37.98% 49	10.85% 14	13.95% 18	13.95% 18	6.98% 9	12.40% 16	0.78% 1	0.78% 1	2.33% 3	129
Combined	48.29% 127	11.41% 30	17.49% 46	7.60% 20	5.70% 15	7.22% 19	0.76% 2	0.38% 1	1.14% 3	263

	Full-Time	Part-Time	Other
% Parents	77.19%	13.31%	9.51%

Q7: Generally, is it challenging for you to attend the following school events or late schedule changes?

Answered: 134 Skipped: 9



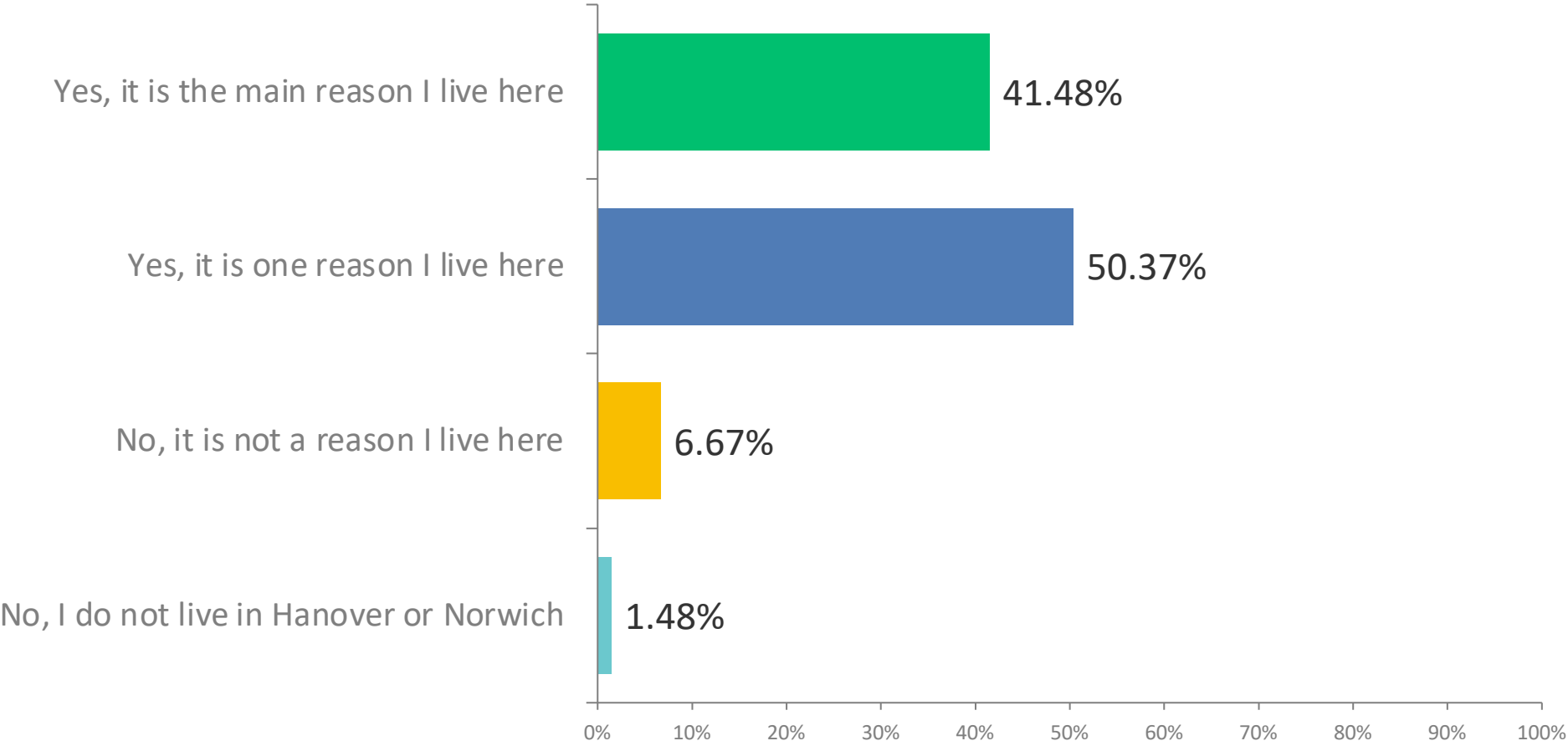
Q7: Generally, is it challenging for you to attend the following school events or late schedule changes?

Answered: 134 Skipped: 9

	NO ISSUES	NOT A BIG PROBLEM	TRICKY, BUT DOABLE	CHALLENGING	TYPICALLY CAN'T DO IT	NOT APPLICABLE	TOTAL
Morning dropoff	50.76%	21.97%	12.88%	1.52%	9.09%	3.79%	132
Afternoon pickup	30.30%	23.48%	16.67%	6.06%	18.94%	4.55%	132
Afternoon extracurricular activities	15.91%	25.76%	31.06%	17.42%	9.09%	0.76%	132
Evening extracurricular activities	18.05%	37.59%	32.33%	10.53%	0.75%	0.75%	133
Weekend extracurricular activities	26.52%	40.15%	20.45%	6.06%	4.55%	2.27%	132
Delayed school openings	24.62%	30.00%	30.77%	10.00%	3.85%	0.77%	130
School cancellations (snow days)	32.09%	27.61%	29.10%	8.21%	2.99%	0.00%	134
Sick child, please come get them	24.62%	26.15%	36.92%	7.69%	3.85%	0.77%	130
Elementary school parent conferences	21.71%	19.38%	13.95%	4.65%	0.00%	40.31%	129
In-school volunteer opportunities	11.36%	18.94%	19.70%	13.64%	31.82%	4.55%	132

Q9: Did the perceived quality of the SAU70 schools have an impact on your decision to live specifically in Hanover or Norwich?

Answered: 135 Skipped: 8



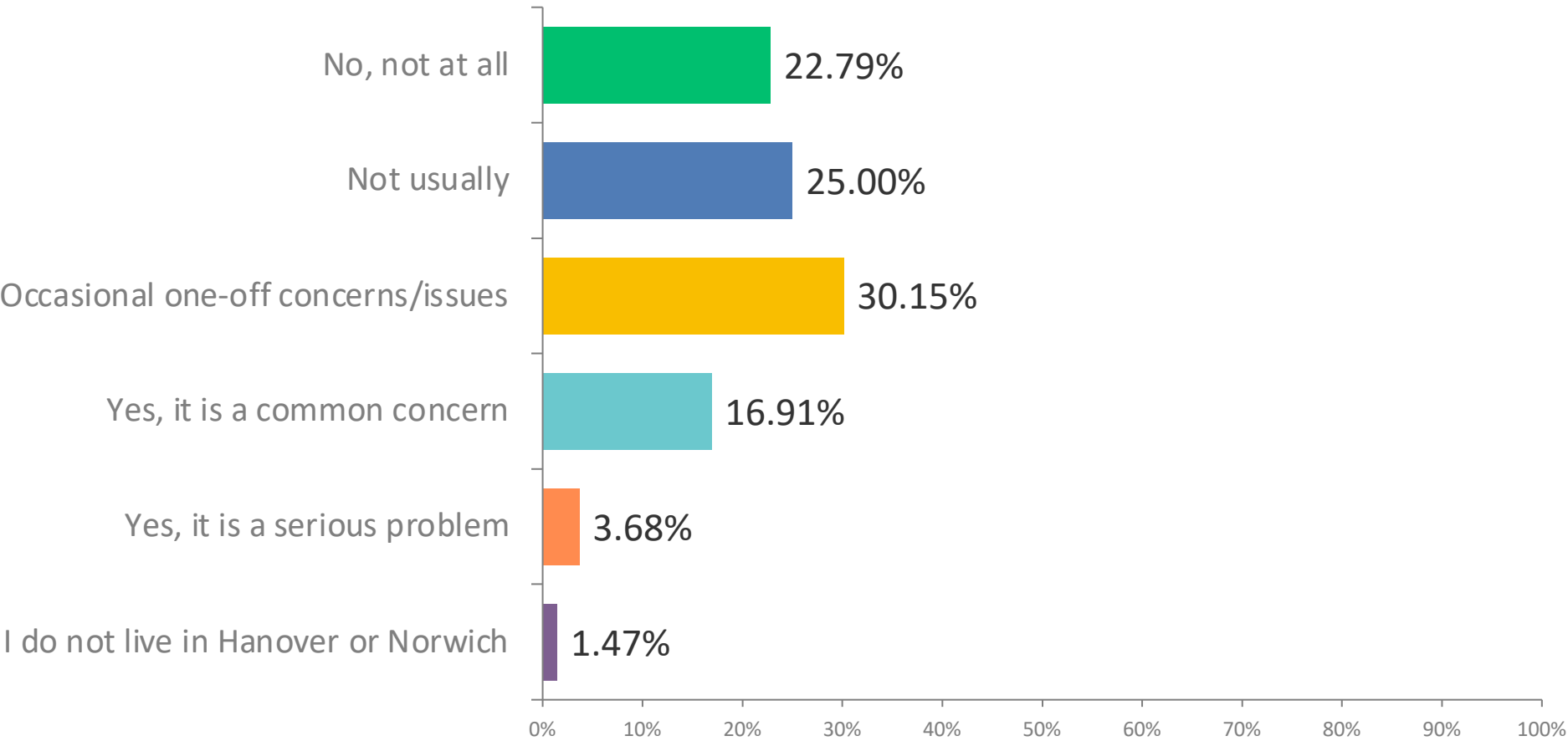
Q9: Did the perceived quality of the SAU70 schools have an impact on your decision to live specifically in Hanover or Norwich?

Answered: 135 Skipped: 8

ANSWER CHOICES	RESPONSES	
Yes, it is the main reason I live here	41.48%	56
Yes, it is one reason I live here	50.37%	68
No, it is not a reason I live here	6.67%	9
No, I do not live in Hanover or Norwich	1.48%	2
TOTAL		135

Q11: Generally, is living in Hanover or Norwich financially challenging for your family?

Answered: 136 Skipped: 7



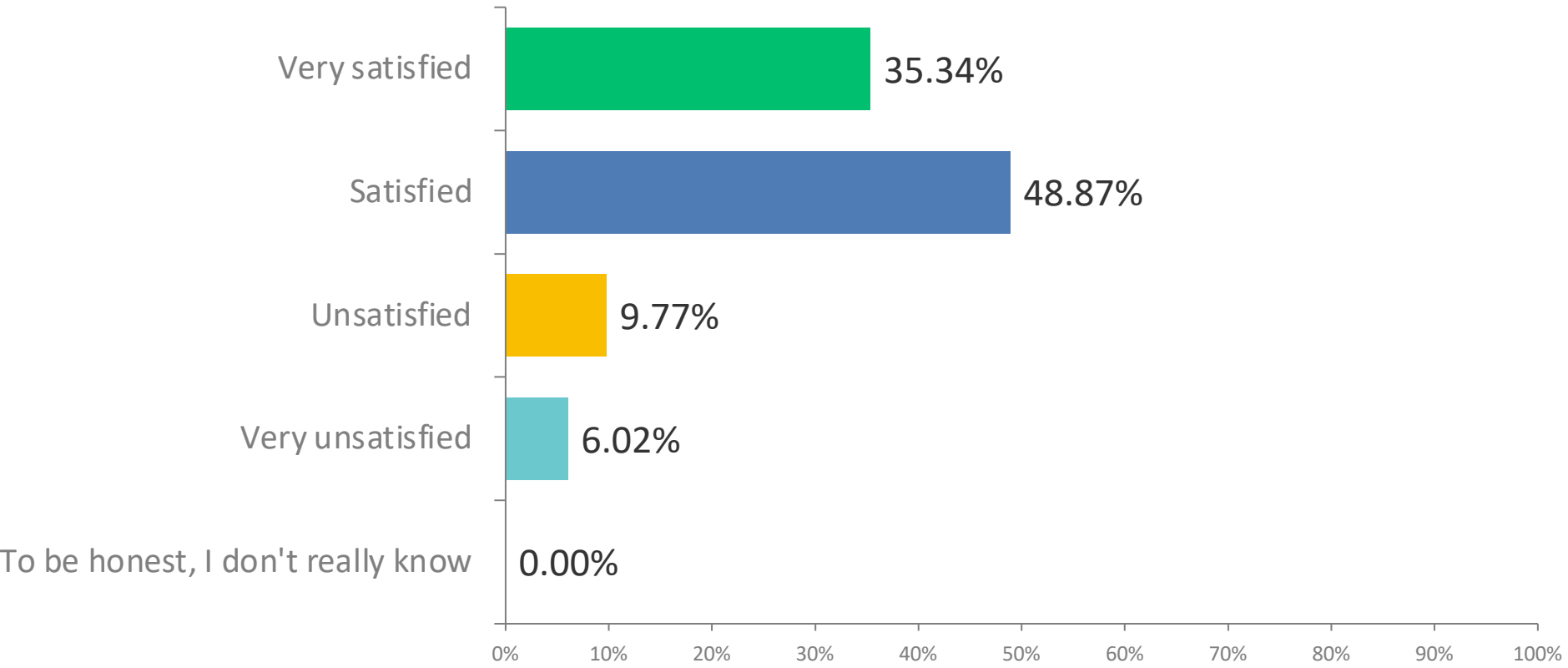
Q11: Generally, is living in Hanover or Norwich financially challenging for your family?

Answered: 136 Skipped: 7

ANSWER CHOICES	RESPONSES	
No, not at all	22.79%	31
Not usually	25.00%	34
Occasional one-off concerns/issues	30.15%	41
Yes, it is a common concern	16.91%	23
Yes, it is a serious problem	3.68%	5
I do not live in Hanover or Norwich	1.47%	2
TOTAL		136

Q13: During this 2025-2026 academic year, how satisfied are you with your student's general school experiences?

Answered: 133 Skipped: 10



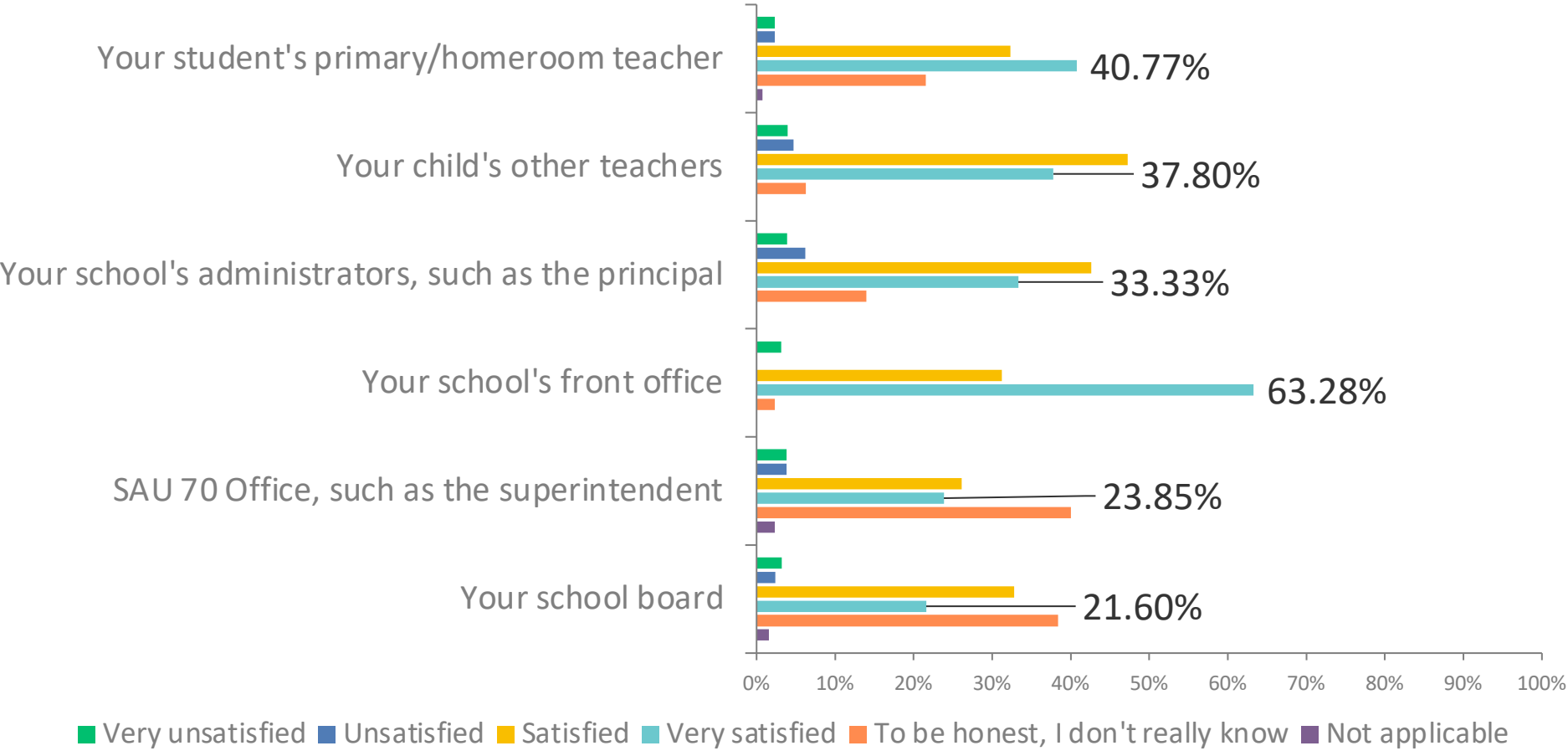
Q13: During this 2025-2026 academic year, how satisfied are you with your student's general school experiences?

Answered: 133 Skipped: 10

ANSWER CHOICES	RESPONSES	
Very satisfied	35.34%	47
Satisfied	48.87%	65
Unsatisfied	9.77%	13
Very unsatisfied	6.02%	8
To be honest, I don't really know	0.00%	0
TOTAL	133	

Q15: Generally during this academic year, how satisfied are you with the following personnel or groups?

Answered: 131 Skipped: 12



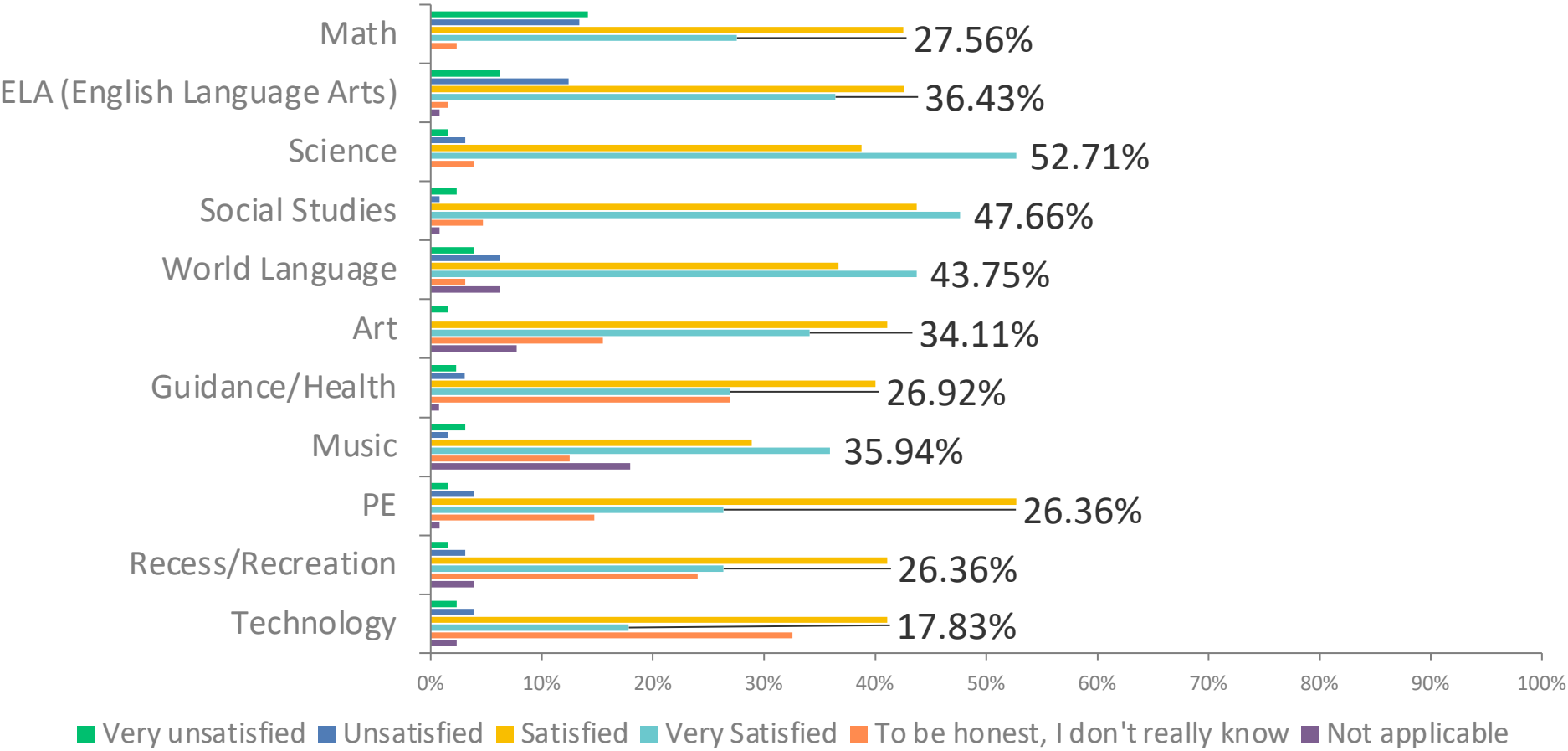
Q15: Generally during this academic year, how satisfied are you with the following personnel or groups?

Answered: 131 Skipped: 12

	VERY UNSATISFIED	UNSATISFIED	SATISFIED	VERY SATISFIED	TO BE HONEST, I DON'T REALLY KNOW	NOT APPLICABLE	TOTAL
Your student's primary/homeroom teacher	2.31%	2.31%	32.31%	40.77%	21.54%	0.77%	130
Your child's other teachers	3.94%	4.72%	47.24%	37.80%	6.30%	0.00%	127
Your school's administrators, such as the principal	3.88%	6.20%	42.64%	33.33%	13.95%	0.00%	129
Your school's front office	3.12%	0.00%	31.25%	63.28%	2.34%	0.00%	128
SAU 70 Office, such as the superintendent	3.85%	3.85%	26.15%	23.85%	40.00%	2.31%	130
Your school board	3.20%	2.40%	32.80%	21.60%	38.40%	1.60%	125

Q17: Generally during this academic year, how satisfied are you with your student's experiences for the following academic subjects?

Answered: 130 Skipped: 13



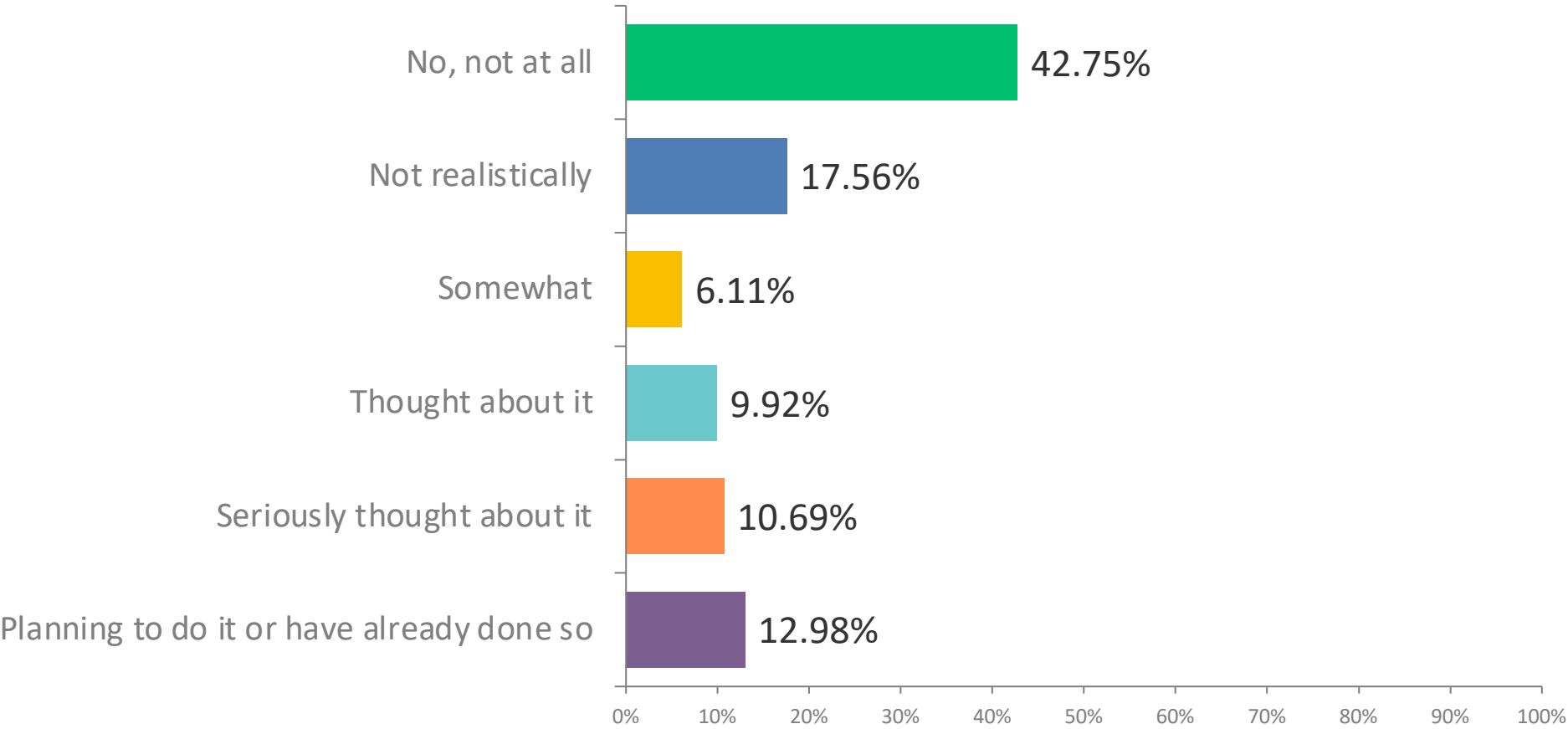
Q17: Generally during this academic year, how satisfied are you with your student's experiences for the following academic subjects?

Answered: 130 Skipped: 13

	VERY UNSATISFIED	UNSATISFIED	SATISFIED	VERY SATISFIED	TO BE HONEST, I DON'T REALLY KNOW	NOT APPLICABLE	TOTAL
Math	14.17%	13.39%	42.52%	27.56%	2.36%	0.00%	127
ELA (English Language Arts)	6.20%	12.40%	42.64%	36.43%	1.55%	0.78%	129
Science	1.55%	3.10%	38.76%	52.71%	3.88%	0.00%	129
Social Studies	2.34%	0.78%	43.75%	47.66%	4.69%	0.78%	128
World Language	3.91%	6.25%	36.72%	43.75%	3.12%	6.25%	128
Art	1.55%	0.00%	41.09%	34.11%	15.50%	7.75%	129
Guidance/Health	2.31%	3.08%	40.00%	26.92%	26.92%	0.77%	130
Music	3.12%	1.56%	28.91%	35.94%	12.50%	17.97%	128
PE	1.55%	3.88%	52.71%	26.36%	14.73%	0.78%	129
Recess/Recreation	1.55%	3.10%	41.09%	26.36%	24.03%	3.88%	129
Technology	2.33%	3.88%	41.09%	17.83%	32.56%	2.33%	129

Q19: Have you ever considered sending your student to alternative education systems, such as home education (home schooling), private school, or tuitioning in to another school district?

Answered: 131 Skipped: 12



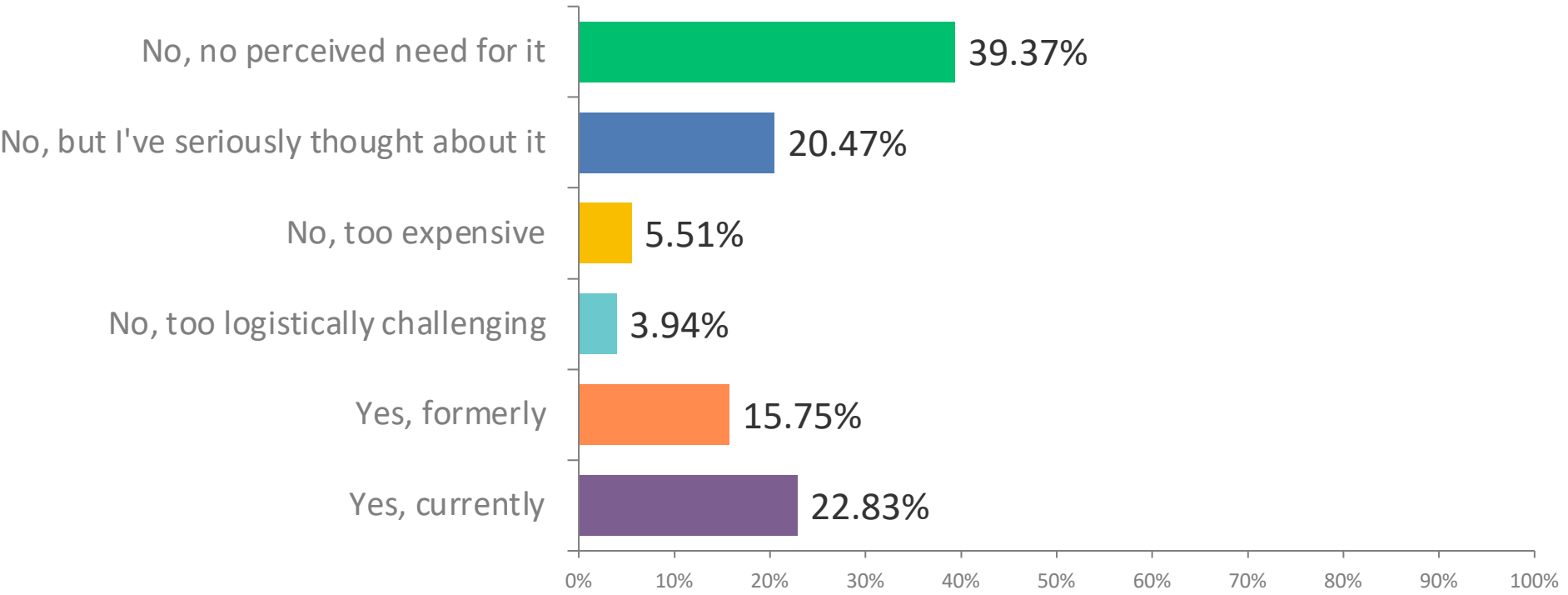
Q19: Have you ever considered sending your student to alternative education systems, such as home education (home schooling), private school, or tuitioning in to another school district?

Answered: 131 Skipped: 12

ANSWER CHOICES	RESPONSES	
No, not at all	42.75%	56
Not realistically	17.56%	23
Somewhat	6.11%	8
Thought about it	9.92%	13
Seriously thought about it	10.69%	14
Planning to do it or have already done so	12.98%	17
TOTAL		131

Q21: Have you ever used a supplementary private educational service for your student, such as one-on-one tutoring or group-based lessons, for subjects also taught in school, such as math, reading, or writing? Please select all that apply. Note that related teaching or academic apps, such as DuoLingo, should not be considered for this question.

Answered: 127
Skipped: 16



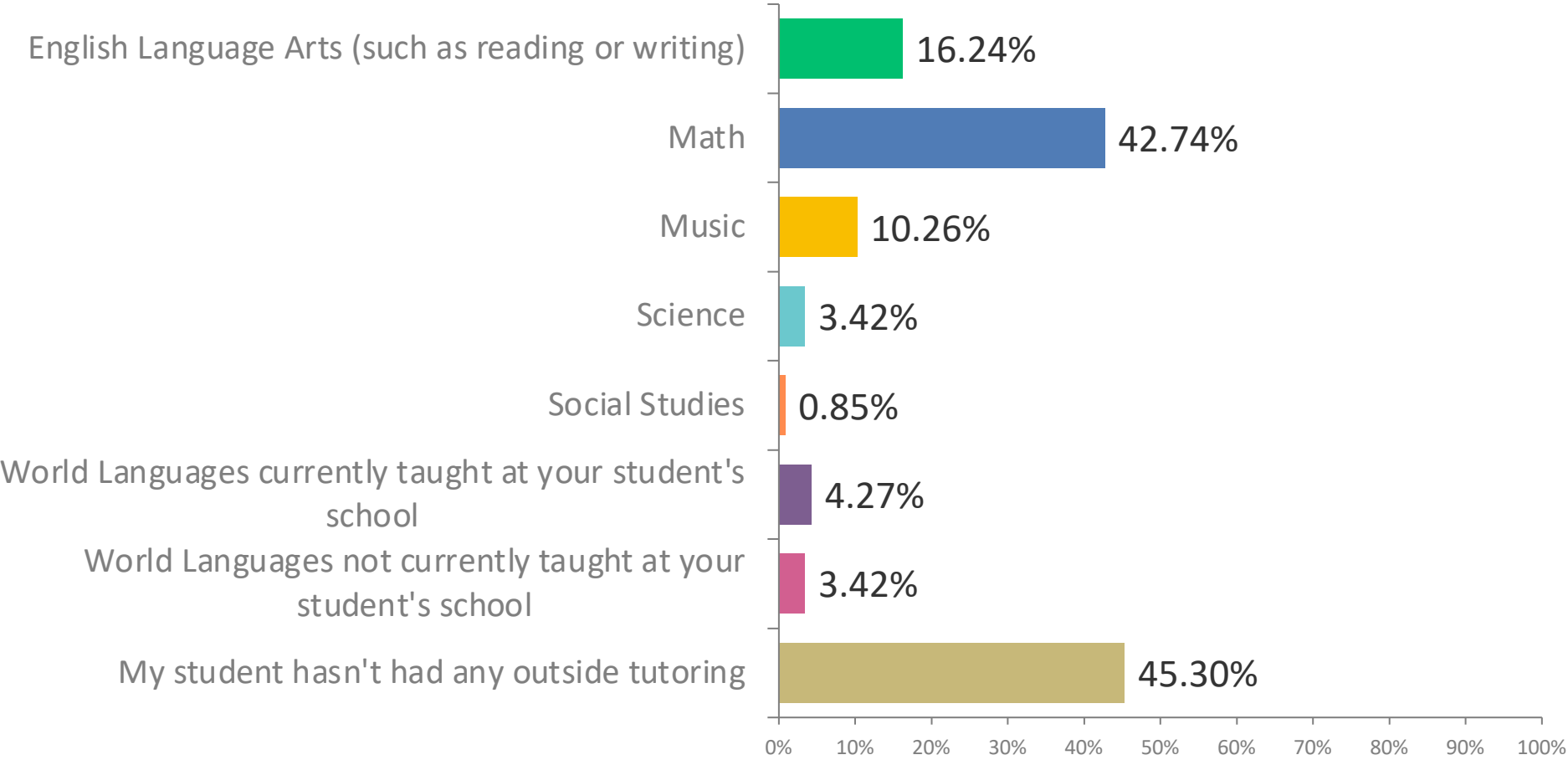
Q21: Have you ever used a supplementary private educational service for your student, such as one-on-one tutoring or group-based lessons, for subjects also taught in school, such as math, reading, or writing? Please select all that apply. Note that related teaching or academic apps, such as DuoLingo, should not be considered for this question.

Answered: 127
Skipped: 16

ANSWER CHOICES	RESPONSES	
No, no perceived need for it	39.37%	50
No, but I've seriously thought about it	20.47%	26
No, too expensive	5.51%	7
No, too logistically challenging	3.94%	5
Yes, formerly	15.75%	20
Yes, currently	22.83%	29
TOTAL		137

Q23: For which of the following subjects have you sought outside tutoring for your student? Please select all that apply.

Answered: 117 Skipped: 26



**Q23: For which of the following subjects have you sought outside tutoring for your student?
Please select all that apply.**

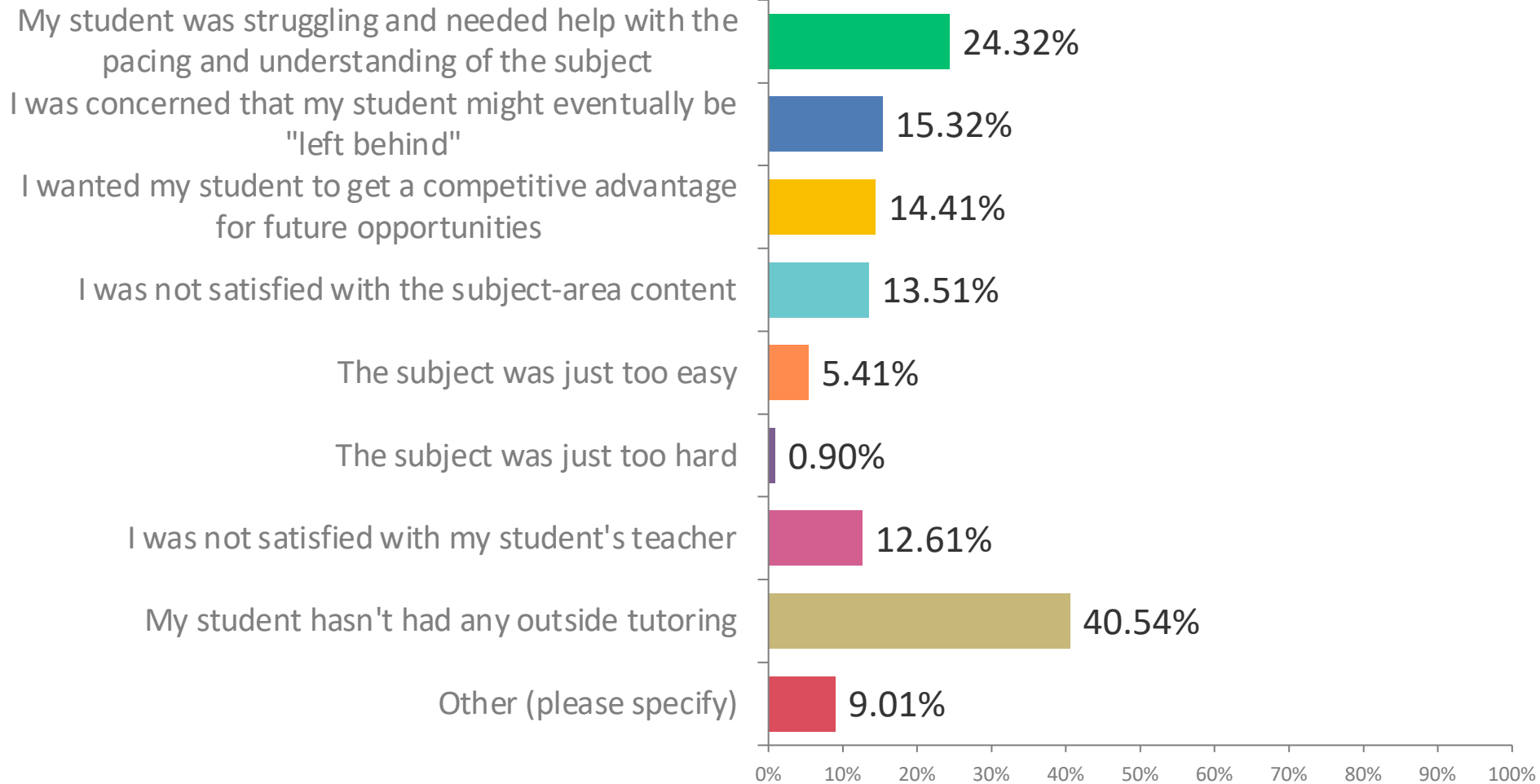
Answered: 117 Skipped: 26

ANSWER CHOICES	RESPONSES	
English Language Arts (such as reading or writing)	16.24%	19
Math	42.74%	50
Music	10.26%	12
Science	3.42%	4
Social Studies	0.85%	1
World Languages currently taught at your student's school	4.27%	5
World Languages not currently taught at your student's school	3.42%	4
My student hasn't had any outside tutoring	45.30%	53
TOTAL		148

Answered: 111

Skipped: 32

Q25: What was the reason for the tutoring? Please select all that apply.



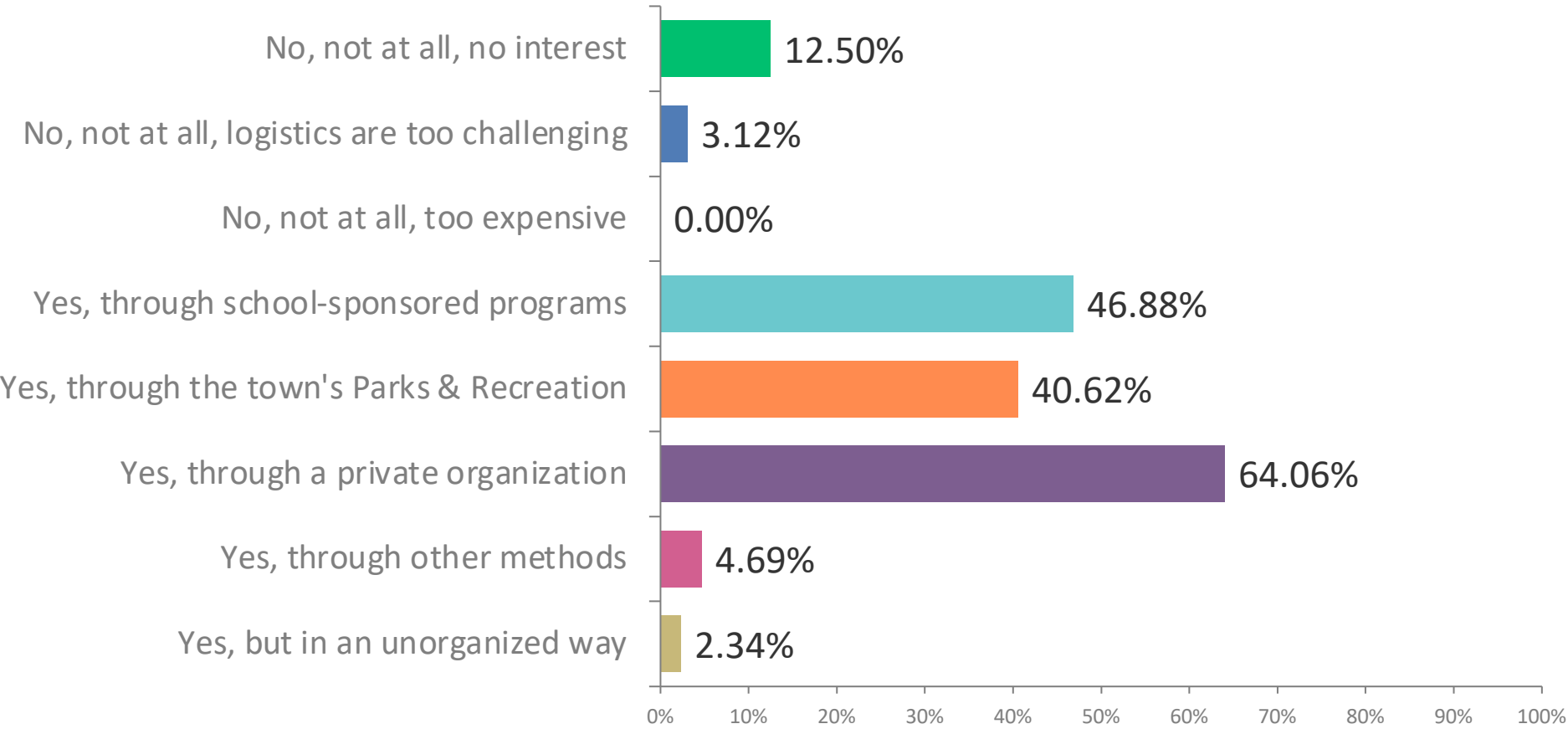
Q25: What was the reason for the tutoring? Please select all that apply.

Answered: 111
Skipped: 32

ANSWER CHOICES	RESPONSES	
My student was struggling and needed help with the pacing and understanding of the subject	24.32%	27
I was concerned that my student might eventually be "left behind"	15.32%	17
I wanted my student to get a competitive advantage for future opportunities	14.41%	16
I was not satisfied with the subject-area content	13.51%	15
The subject was just too easy	5.41%	6
The subject was just too hard	0.90%	1
I was not satisfied with my student's teacher	12.61%	14
My student hasn't had any outside tutoring	40.54%	45
Other (please specify)	9.01%	10
TOTAL		151

Q27: During this academic year, does your student participate in organized afterschool athletic activities of some sort? Please select all that apply. Note that we are not referring to subject-based camps that occur during summer or vacation breaks.

Answered: 128 Skipped: 15



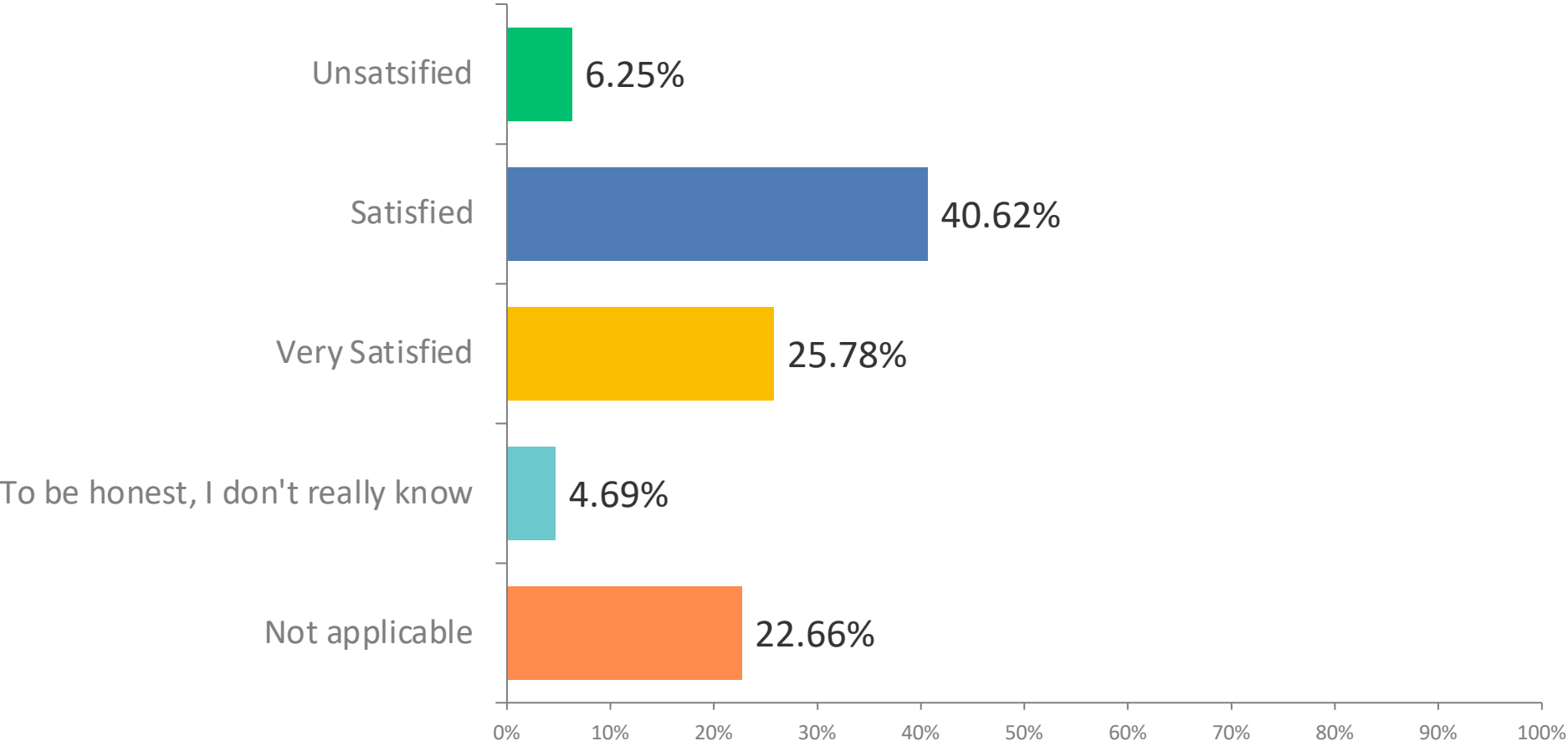
Q27: During this academic year, does your student participate in organized afterschool athletic activities of some sort? Please select all that apply. Note that we are not referring to subject-based camps that occur during summer or vacation breaks.

Answered: 128 Skipped: 15

ANSWER CHOICES	RESPONSES	
No, not at all, no interest	12.50%	16
No, not at all, logistics are too challenging	3.12%	4
No, not at all, too expensive	0.00%	0
Yes, through school-sponsored programs	46.88%	60
Yes, through the town's Parks & Recreation	40.62%	52
Yes, through a private organization	64.06%	82
Yes, through other methods	4.69%	6
Yes, but in an unorganized way	2.34%	3
TOTAL		223

Q29: Generally during this academic year, how satisfied are you with your student's experiences for afterschool athletic activities?

Answered: 128 Skipped: 15



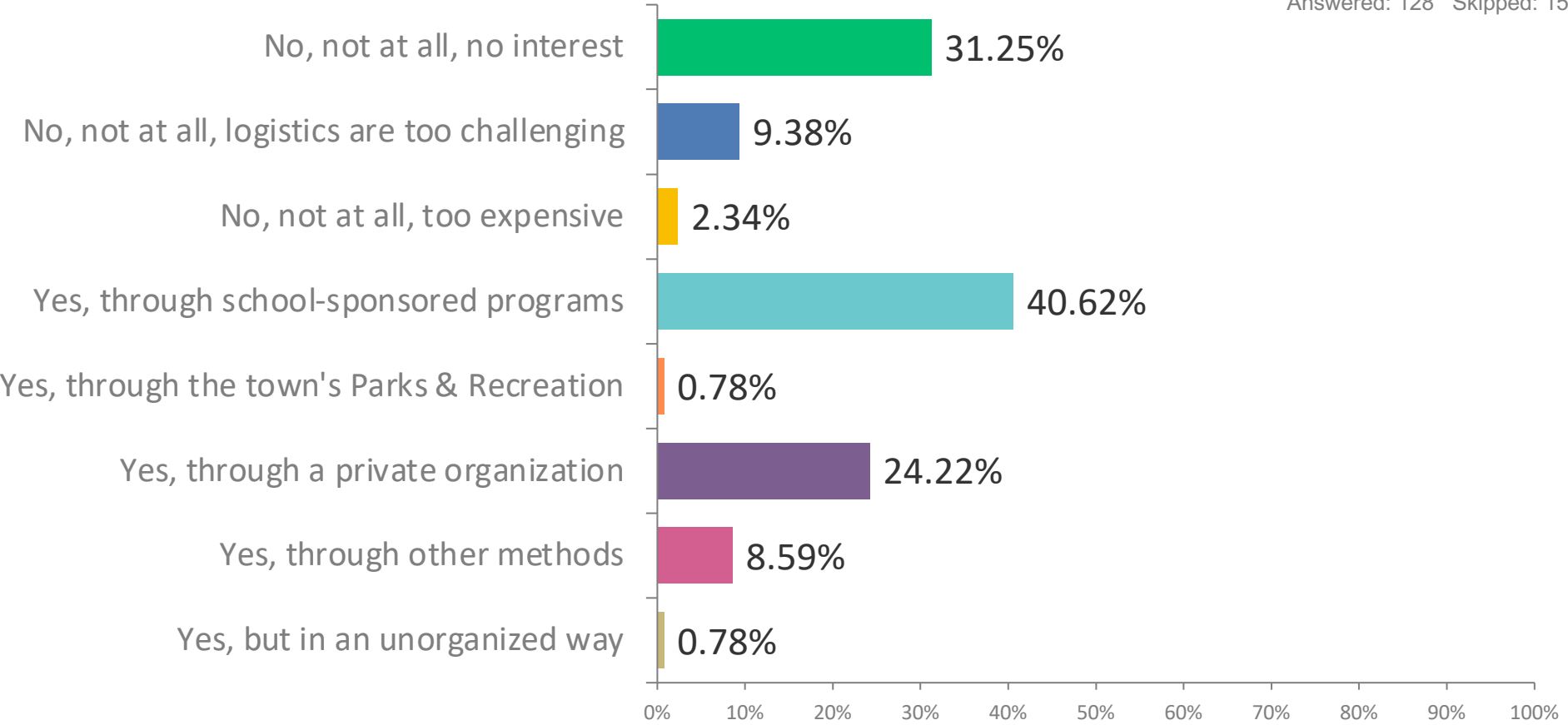
Q29: Generally during this academic year, how satisfied are you with your student's experiences for afterschool athletic activities?

Answered: 128 Skipped: 15

ANSWER CHOICES	RESPONSES	
Unsatisfied	6.25%	8
Satisfied	40.62%	52
Very Satisfied	25.78%	33
To be honest, I don't really know	4.69%	6
Not applicable	22.66%	29
TOTAL		128

Q31: During this academic year, does your student participate in organized performing arts activities, such as music and plays, of some sort? Please select all that apply. Note that we are not referring to subject-based camps that occur only during summer or vacation breaks.

Answered: 128 Skipped: 15



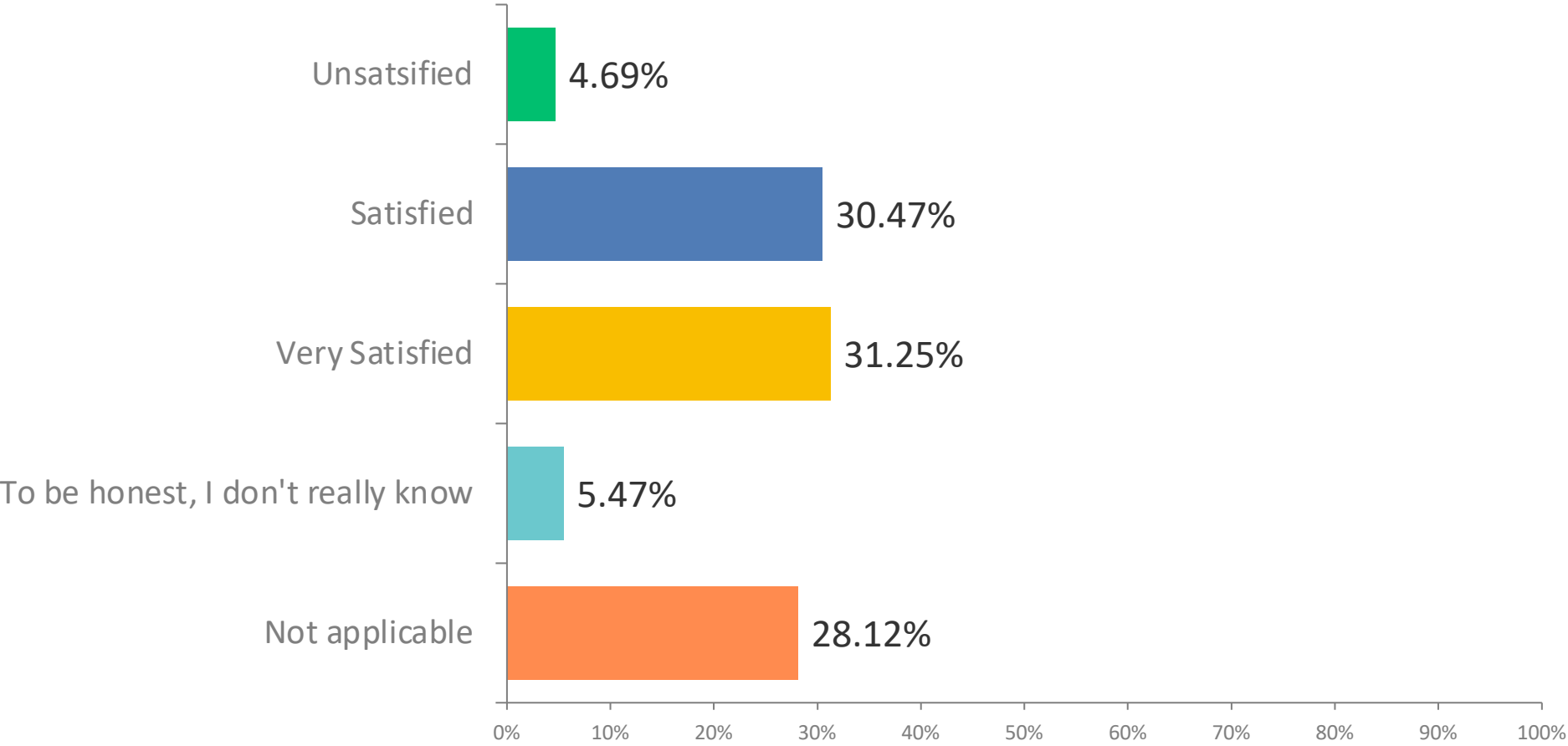
Q31: During this academic year, does your student participate in organized performing arts activities, such as music and plays, of some sort? Please select all that apply. Note that we are not referring to subject-based camps that occur only during summer or vacation breaks.

Answered: 128 Skipped: 15

ANSWER CHOICES	RESPONSES	
No, not at all, no interest	31.25%	40
No, not at all, logistics are too challenging	9.38%	12
No, not at all, too expensive	2.34%	3
Yes, through school-sponsored programs	40.62%	52
Yes, through the town's Parks & Recreation	0.78%	1
Yes, through a private organization	24.22%	31
Yes, through other methods	8.59%	11
Yes, but in an unorganized way	0.78%	1
TOTAL		151

Q33: Generally during this academic year, how satisfied are you with your student's experiences for performing arts activities?

Answered: 128 Skipped: 15



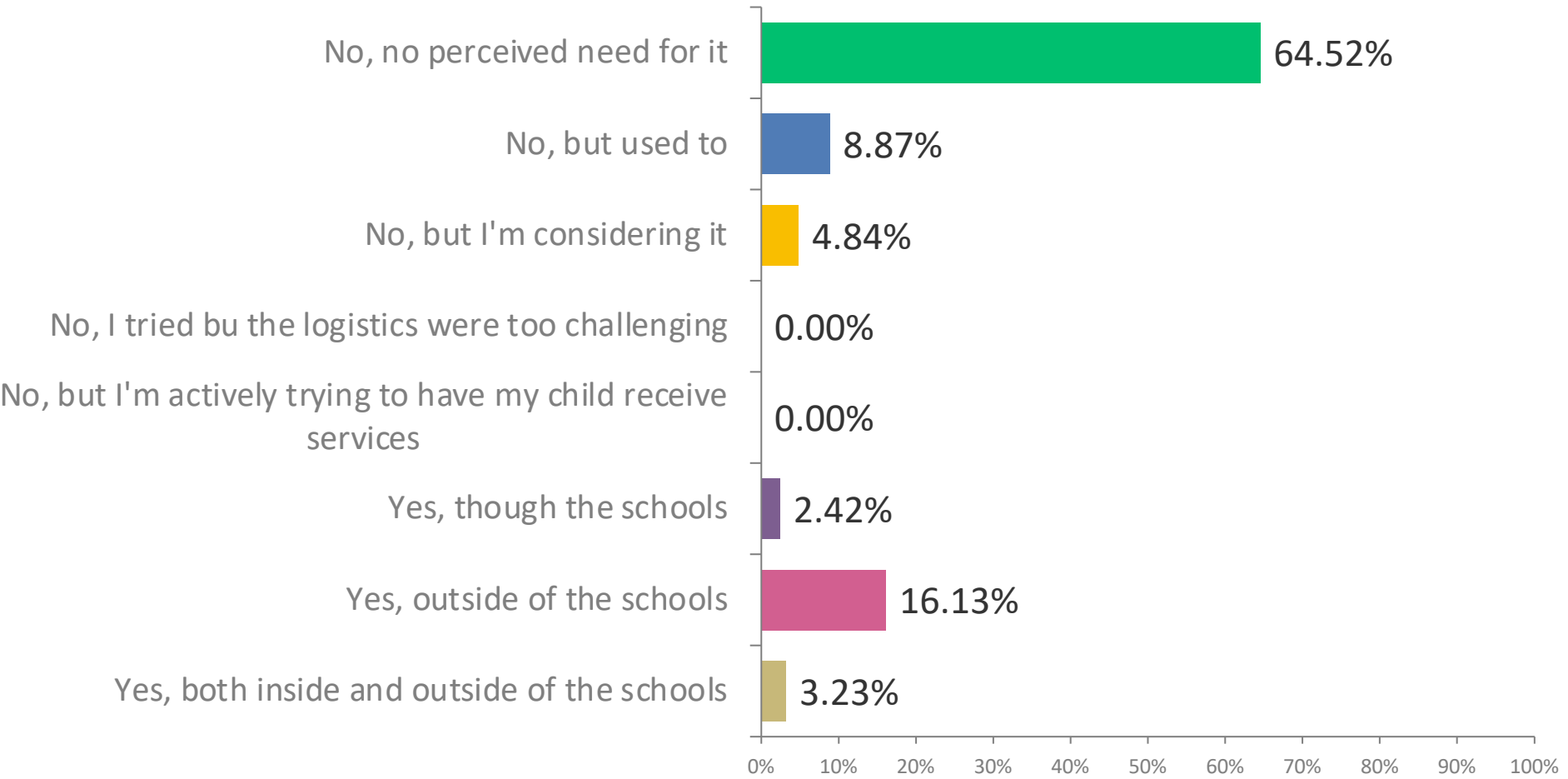
Q33: Generally during this academic year, how satisfied are you with your student's experiences for performing arts activities?

Answered: 128 Skipped: 15

ANSWER CHOICES	RESPONSES	
Unsatisfied	4.69%	6
Satisfied	30.47%	39
Very Satisfied	31.25%	40
To be honest, I don't really know	5.47%	7
Not applicable	28.12%	36
TOTAL		128

Q35: Does your student currently receive mental health and/or behavioral health services?

Answered: 124 Skipped: 19



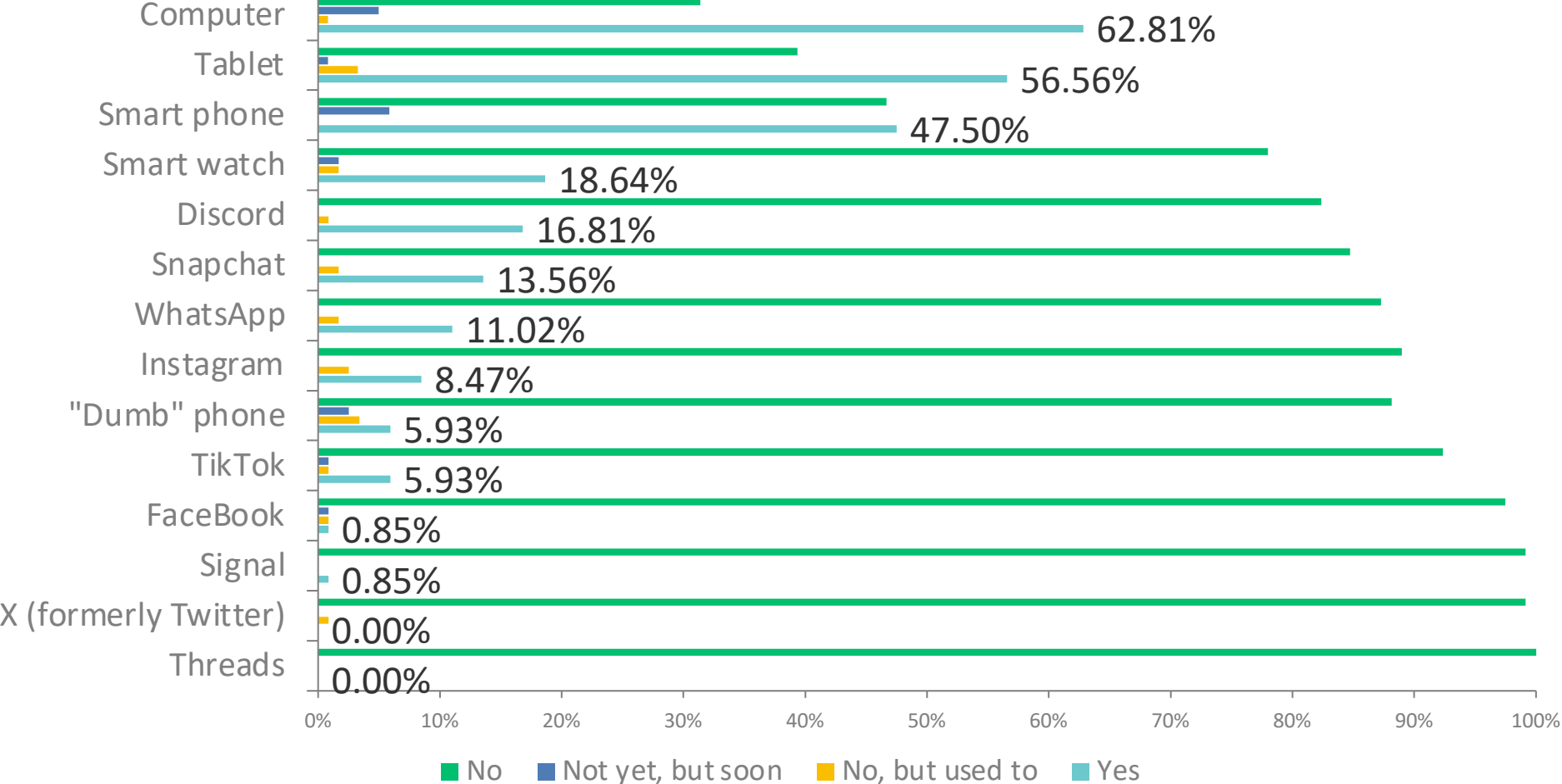
Q35: Does your student currently receive mental health and/or behavioral health services?

Answered: 124 Skipped: 19

ANSWER CHOICES	RESPONSES	
No, no perceived need for it	64.52%	80
No, but used to	8.87%	11
No, but I'm considering it	4.84%	6
No, I tried bu the logistics were too challenging	0.00%	0
No, but I'm actively trying to have my child receive services	0.00%	0
Yes, though the schools	2.42%	3
Yes, outside of the schools	16.13%	20
Yes, both inside and outside of the schools	3.23%	4
TOTAL		124

Q37: To your knowledge, does your student have any of the following devices or social media accounts for their own specific, individual, use?

Answered: 124 Skipped: 19



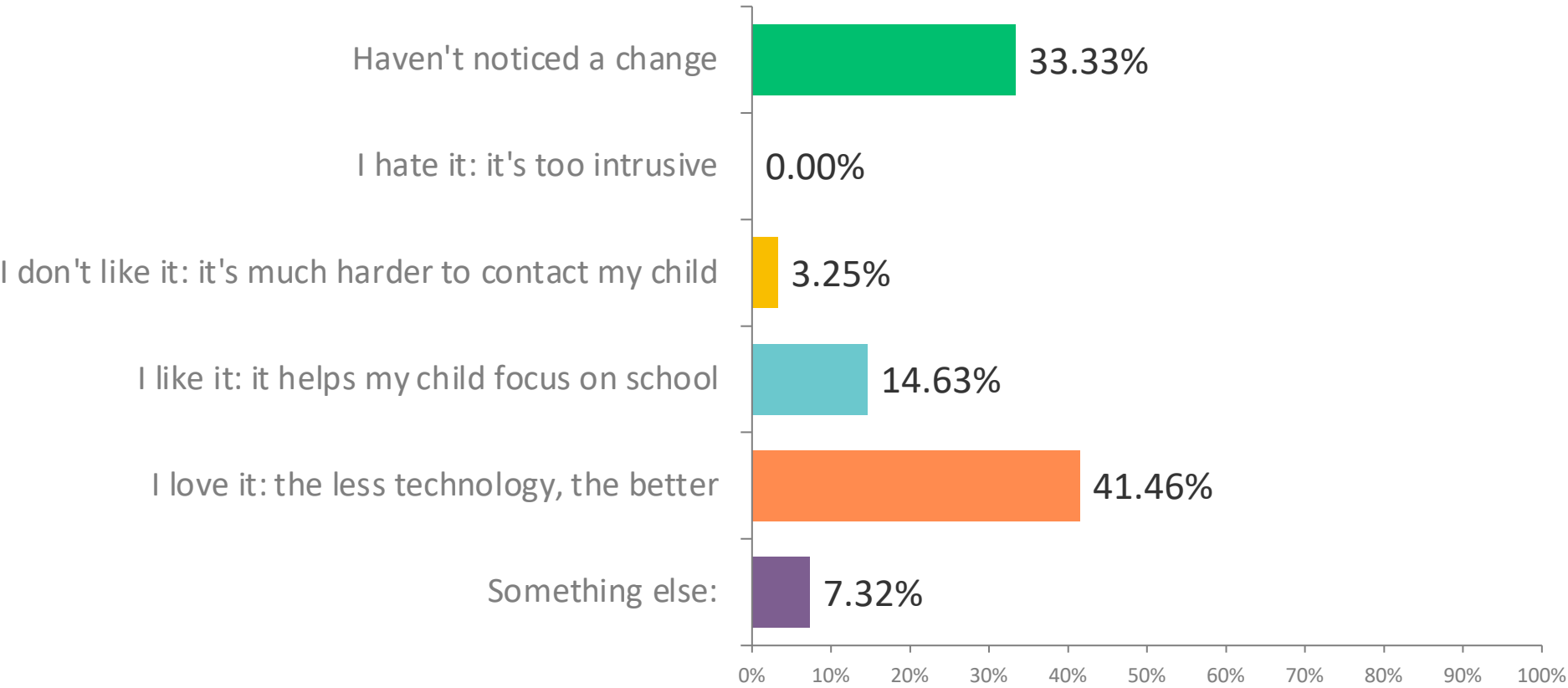
Q37: To your knowledge, does your student have any of the following devices or social media accounts for their own specific, individual, use?

Answered: 124 Skipped: 19

	NO	NOT YET, BUT SOON	NO, BUT USED TO	YES	TOTAL
Computer	31.40%	4.96%	0.83%	62.81%	121
Tablet	39.34%	0.82%	3.28%	56.56%	122
Smart phone	46.67%	5.83%	0.00%	47.50%	120
Smart watch	77.97%	1.69%	1.69%	18.64%	118
Discord	82.35%	0.00%	0.84%	16.81%	119
Snapchat	84.75%	0.00%	1.69%	13.56%	118
WhatsApp	87.29%	0.00%	1.69%	11.02%	118
Instagram	88.98%	0.00%	2.54%	8.47%	118
“Dumb” phone	88.14%	2.54%	3.39%	5.93%	118
TikTok	92.37%	0.85%	0.85%	5.93%	118
FaceBook	97.46%	0.85%	0.85%	0.85%	118
Signal	99.15%	0.00%	0.00%	0.85%	118
Threads	100.00%	0.00%	0.00%	0.00%	118
X (formerly Twitter)	99.16%	0.00%	0.84%	0.00%	119

Q39: In this 2025-2026 academic year, New Hampshire and Vermont laws went into effect that generally banned individual smart devices "bell to bell" within the schools. The district's policies were updated to reflect this legal change in late 2025. Have you noticed an impact of this policy and legal change on your student and family?

Answered: 123 Skipped: 20



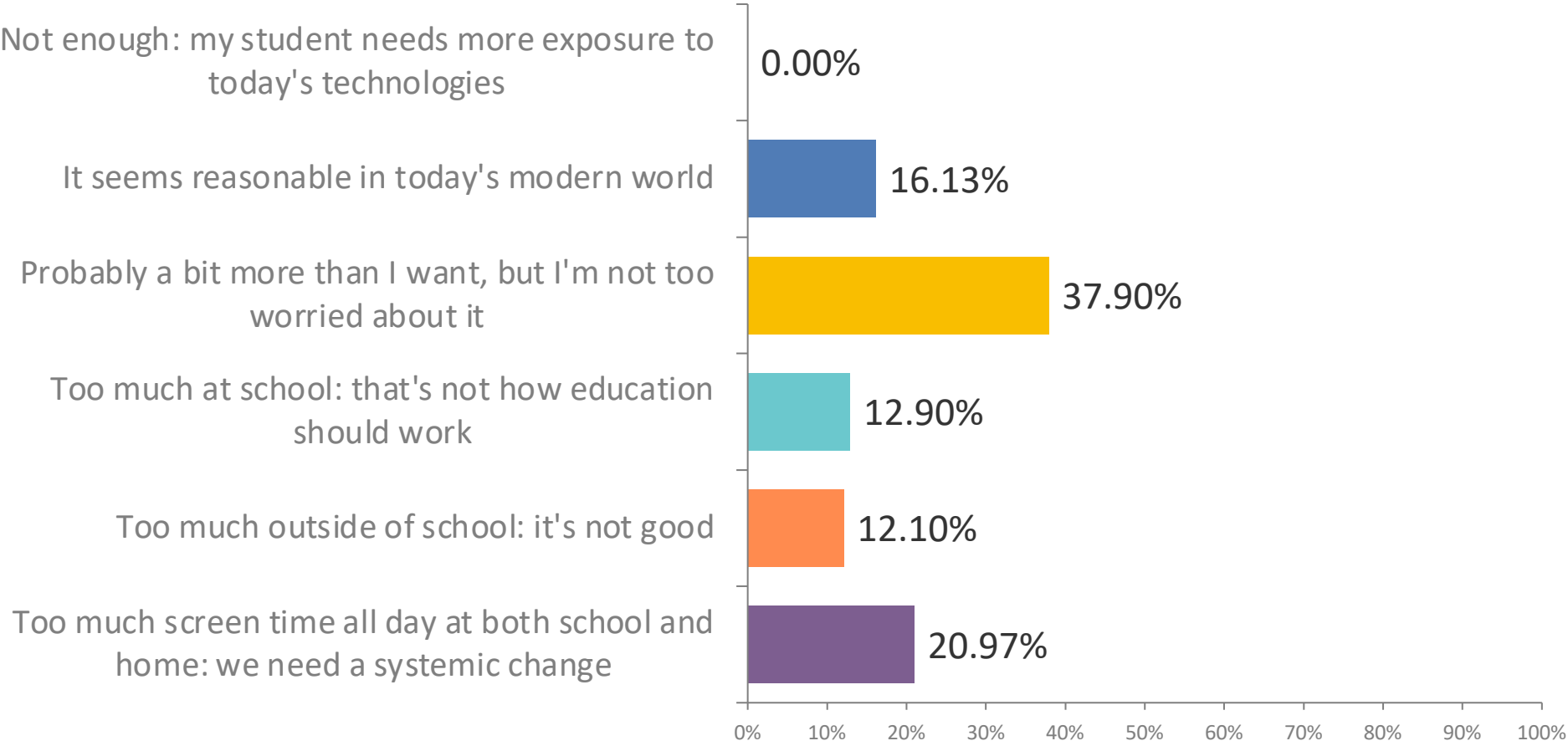
Q39: In this 2025-2026 academic year, New Hampshire and Vermont laws went into effect that generally banned individual smart devices "bell to bell" within the schools. The district's policies were updated to reflect this legal change in late 2025. Have you noticed an impact of this policy and legal change on your student and family?

Answered: 123 Skipped: 20

ANSWER CHOICES	RESPONSES	
Haven't noticed a change	33.33%	41
I hate it: it's too intrusive	0.00%	0
I don't like it: it's much harder to contact my child	3.25%	4
I like it: it helps my child focus on school	14.63%	18
I love it: the less technology, the better	41.46%	51
Something else:	7.32%	9
TOTAL		123

Q41: Generally, what are your thoughts on your student's daily time in front of screens, such as computers, phones, and televisions?

Answered: 124 Skipped: 19



Q41: Generally, what are your thoughts on your student's daily time in front of screens, such as computers, phones, and televisions?

Answered: 124 Skipped: 19

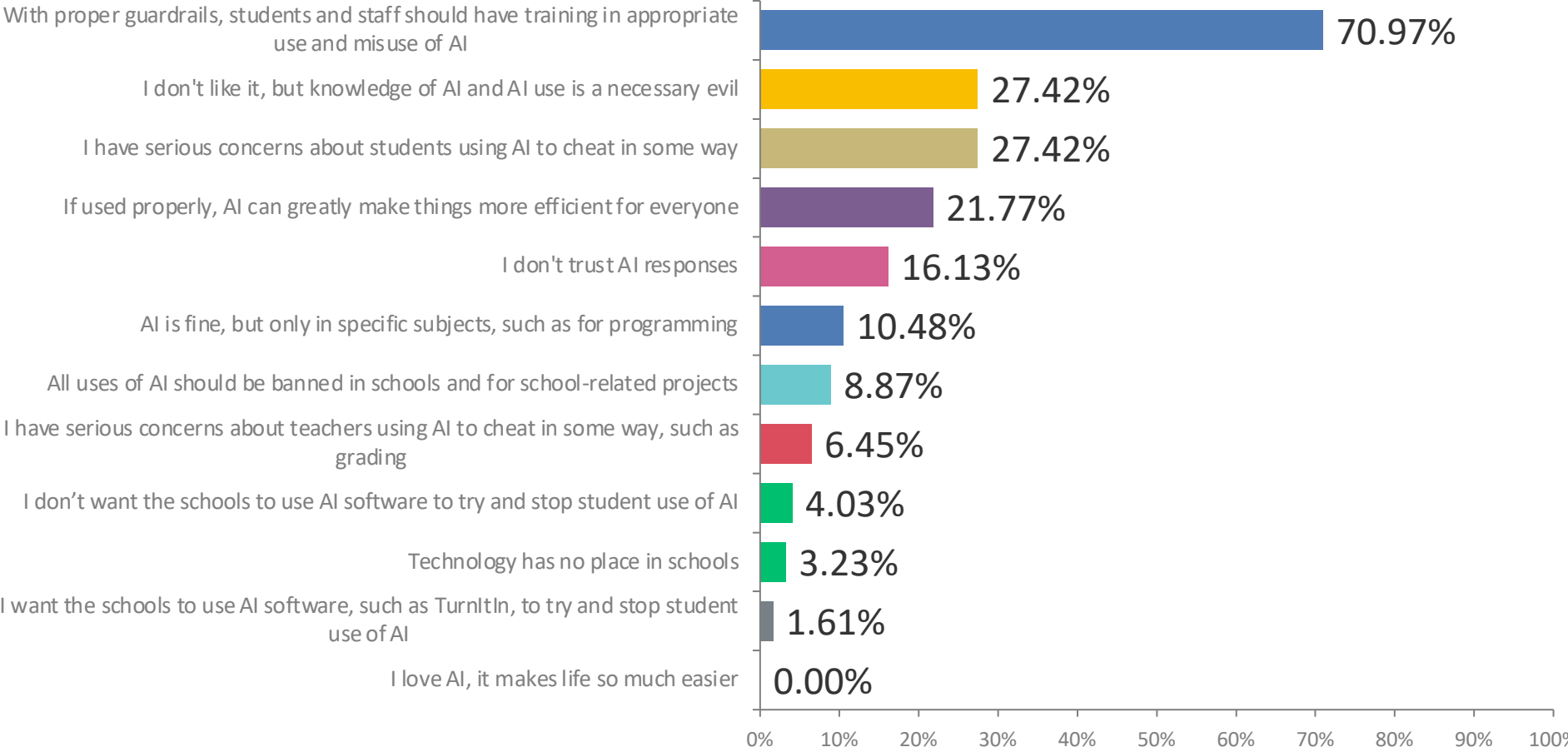
ANSWER CHOICES

RESPONSES

Not enough: my student needs more exposure to today's technologies	0.00%	0
It seems reasonable in today's modern world	16.13%	20
Probably a bit more than I want, but I'm not too worried about it	37.90%	47
Too much at school: that's not how education should work	12.90%	16
Too much outside of school: it's not good	12.10%	15
Too much screen time all day at both school and home: we need a systemic change	20.97%	26
TOTAL		124

Q43: What are your thoughts on AI (artificial intelligence) technologies, such as ChatGPT, for use in school or for school projects? Please select up to 3 of the most important choices below for you.

Answered: 124 Skipped: 19



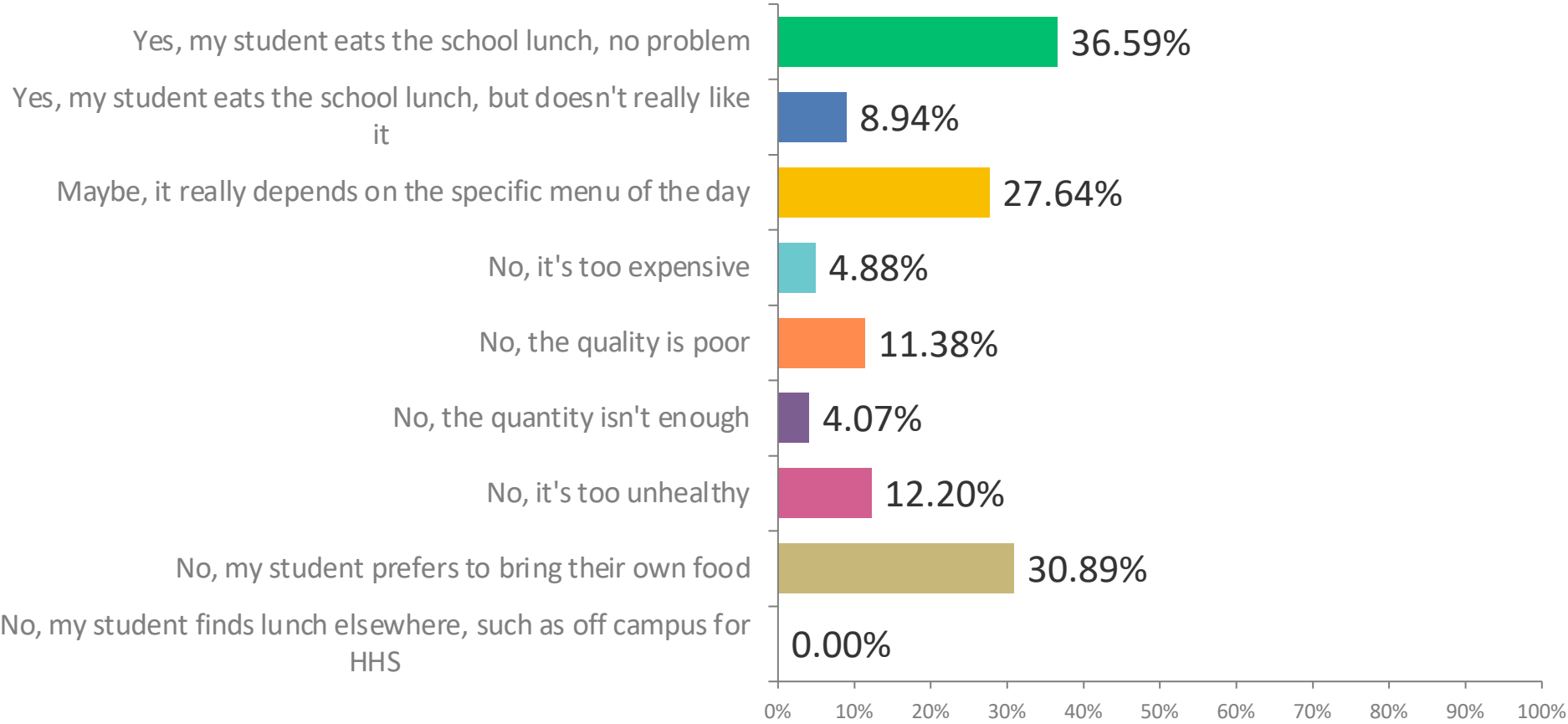
Q43: What are your thoughts on AI (artificial intelligence) technologies, such as ChatGPT, for use in school or for school projects? Please select up to 3 of the most important choices below for you.

Answered: 124 Skipped: 19

ANSWER CHOICES	RESPONSES	
With proper guardrails, students and staff should have training in appropriate use and misuse of AI	70.97%	88
I don't like it, but knowledge of AI and AI use is a necessary evil	27.42%	34
I have serious concerns about students using AI to cheat in some way	27.42%	34
If used properly, AI can greatly make things more efficient for everyone	21.77%	27
I don't trust AI responses	16.13%	20
AI is fine, but only in specific subjects, such as for programming	10.48%	13
All uses of AI should be banned in schools and for school-related projects	8.87%	11
I have serious concerns about teachers using AI to cheat in some way, such as grading	6.45%	8
I don't want the schools to use AI software to try and stop student use of AI	4.03%	5
Technology has no place in schools	3.23%	4
I want the schools to use AI software, such as TurnItIn, to try and stop student use of AI	1.61%	2
I love AI, it makes life so much easier	0.00%	0

Q45: We have heard numerous comments this year about the lunch programs across each of the four schools. Please let us know how you typically handle lunch for your student. Please select all that apply.

Answered: 123 Skipped: 20



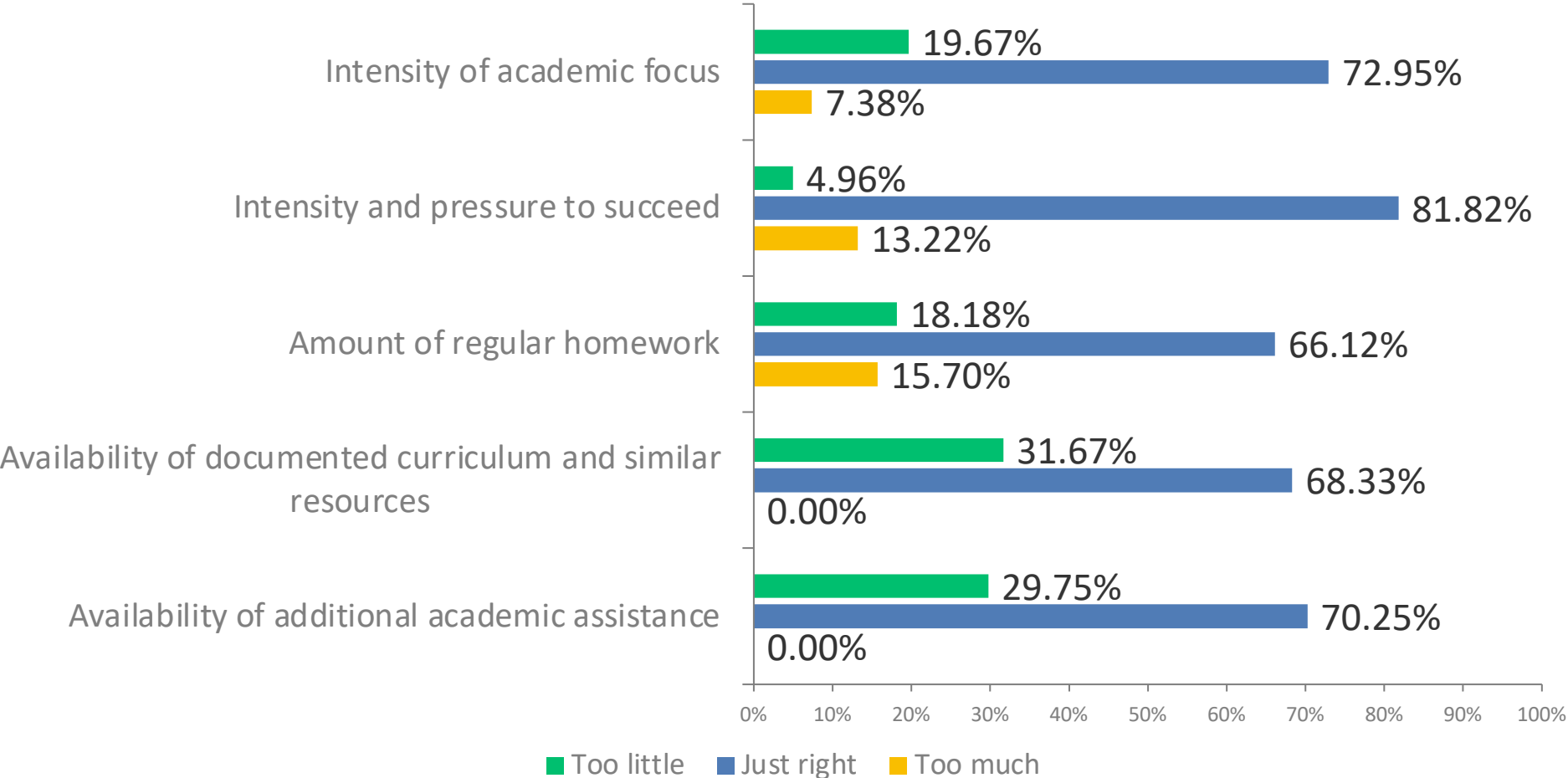
Q45: We have heard numerous comments this year about the lunch programs across each of the four schools. Please let us know how you typically handle lunch for your student. Please select all that apply.

Answered: 123 Skipped: 20

ANSWER CHOICES	RESPONSES	
Yes, my student eats the school lunch, no problem	36.59%	45
Yes, my student eats the school lunch, but doesn't really like it	8.94%	11
Maybe, it really depends on the specific menu of the day	27.64%	34
No, it's too expensive	4.88%	6
No, the quality is poor	11.38%	14
No, the quantity isn't enough	4.07%	5
No, it's too unhealthy	12.20%	15
No, my student prefers to bring their own food	30.89%	38
No, my student finds lunch elsewhere, such as off campus for HHS	0.00%	0

Q47: Please assess these aspects of our schools:

Answered: 123 Skipped: 20



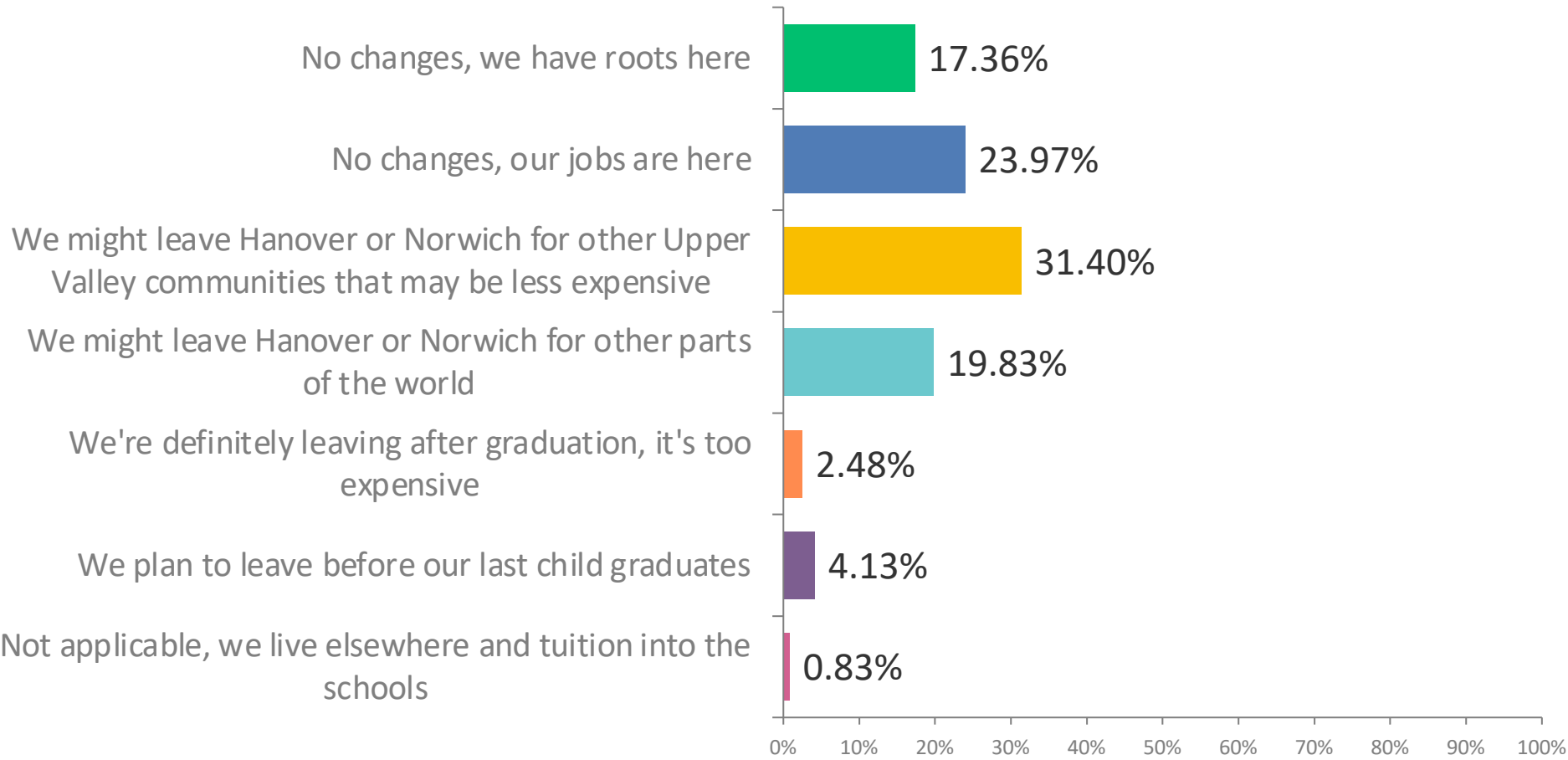
Q47: Please assess these aspects of our schools:

Answered: 123 Skipped: 20

	TOO LITTLE	JUST RIGHT	TOO MUCH	TOTAL
Intensity of academic focus	19.67% 24	72.95% 89	7.38% 9	122
Intensity and pressure to succeed	4.96% 6	81.82% 99	13.22% 16	121
Amount of regular homework	18.18% 22	66.12% 80	15.70% 19	121
Availability of documented curriculum and similar resources	31.67% 38	68.33% 82	0.00% 0	120
Availability of additional academic assistance	29.75% 36	70.25% 85	0.00% 0	121

Q49: When your last student graduates from high school, do you anticipate any changes for living in Hanover or Norwich?

Answered: 121 Skipped: 22



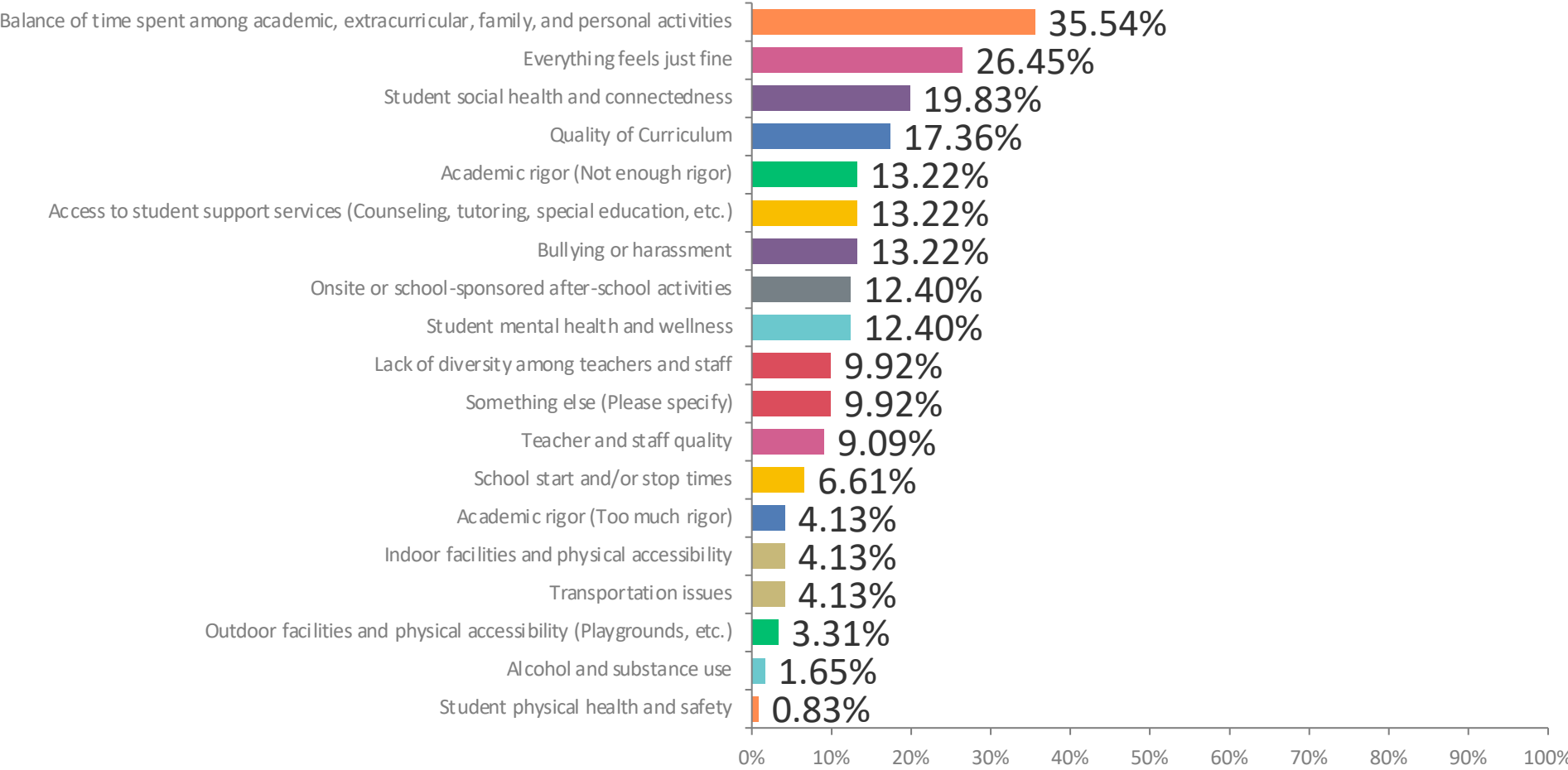
Q49: When your last student graduates from high school, do you anticipate any changes for living in Hanover or Norwich?

Answered: 121 Skipped: 22

ANSWER CHOICES	RESPONSES	
No changes, we have roots here	17.36%	21
No changes, our jobs are here	23.97%	29
We might leave Hanover or Norwich for other Upper Valley communities that may be less expensive	31.40%	38
We might leave Hanover or Norwich for other parts of the world	19.83%	24
We're definitely leaving after graduation, it's too expensive	2.48%	3
We plan to leave before our last child graduates	4.13%	5
Not applicable, we live elsewhere and tuition into the schools	0.83%	1
TOTAL		121

Q51: What are the biggest current challenges adversely affecting quality of life in our SAU 70 schools? Please choose up to 3 of the most important answers for you.

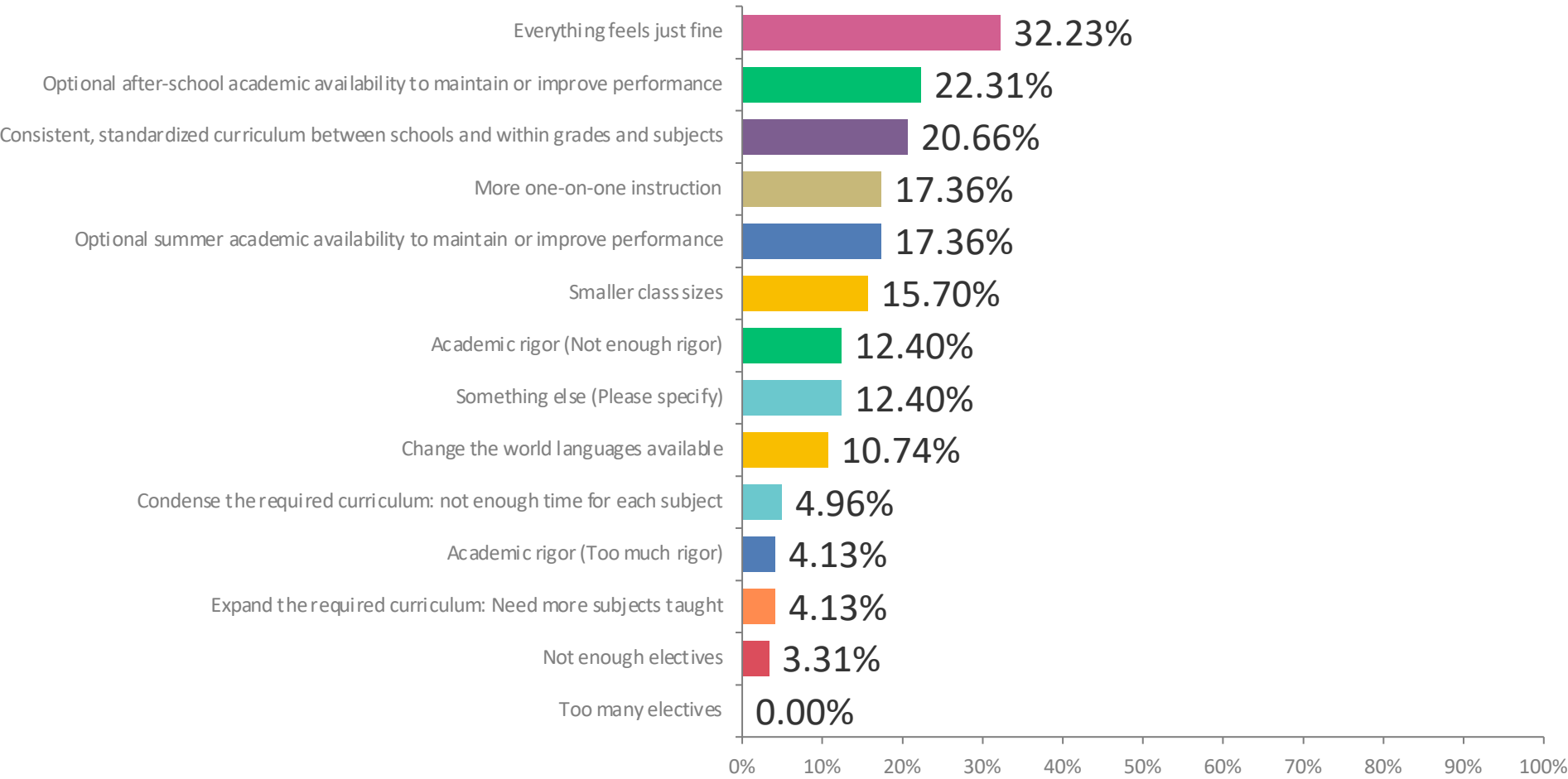
Answered: 121 Skipped: 22



Q51: What are the biggest current challenges adversely affecting quality of life in our SAU 70 schools? Please choose up to 3 of the most important answers for you.			Answered: 121	Skipped: 22
ANSWER CHOICES	RESPONSES			
Balance of time spent among academic, extracurricular, family, and personal activities	35.54%	43		
Everything feels just fine	26.45%	32		
Student social health and connectedness	19.83%	24		
Quality of curriculum	17.36%	21		
Academic rigor (Not enough rigor)	13.22%	16		
Access to student support services (Counseling, tutoring, special education, etc.)	13.22%	16		
Bullying or harassment	13.22%	16		
Onsite or school-sponsored after-school activities	12.40%	15		
Student mental health and wellness	12.40%	15		
Lack of diversity among teachers and staff	9.92%	12		
Something else (Please specify)	9.92%	12		
Teacher and staff quality	9.09%	11		
School start and/or stop times	6.61%	8		
Academic rigor (Too much rigor)	4.13%	5		
Indoor facilities and physical accessibility	4.13%	5		
Transportation issues	4.13%	5		
Outdoor facilities and physical accessibility (Playgrounds, etc.)	3.31%	4		
Alcohol and substance use	1.65%	2		
Student physical health and safety	0.83%	1		

Q53: What are the most pressing academic needs within our schools? Please choose up to 3 of the most important answers for you.

Answered: 121 Skipped: 22



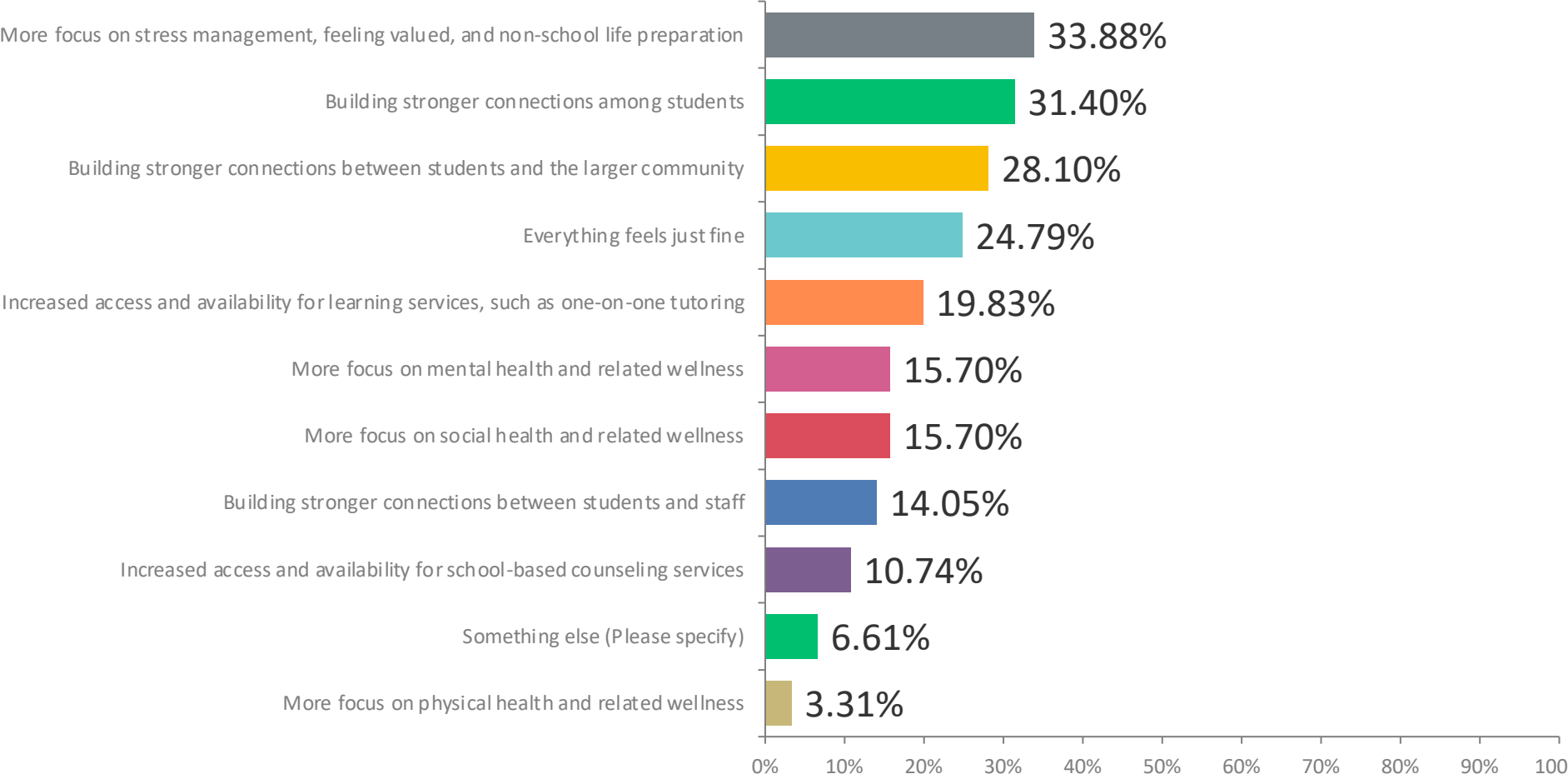
Q53: What are the most pressing academic needs within our schools? Please choose up to 3 of the most important answers for you.

Answered: 121 Skipped: 22

ANSWER CHOICES	RESPONSES	
Everything feels just fine	32.23%	39
Optional after-school academic availability to maintain or improve performance	22.31%	27
Consistent, standardized curriculum between schools and within grades and subjects	20.66%	25
More one-on-one instruction	17.36%	21
Optional summer academic availability to maintain or improve performance	17.36%	21
Smaller class sizes	15.70%	19
Academic rigor (Not enough rigor)	12.40%	15
Something else (Please specify)	12.40%	15
Change the world languages available	10.74%	13
Condense the required curriculum: not enough time for each subject	4.96%	6
Academic rigor (Too much rigor)	4.13%	5
Expand the required curriculum: Need more subjects taught	4.13%	5
Not enough electives	3.31%	4
Too many electives	0.00%	0

Q55: What are the most pressing student support and service needs within our schools? Please choose up to 3 of the most important answers for you below.

Answered: 121 Skipped: 22



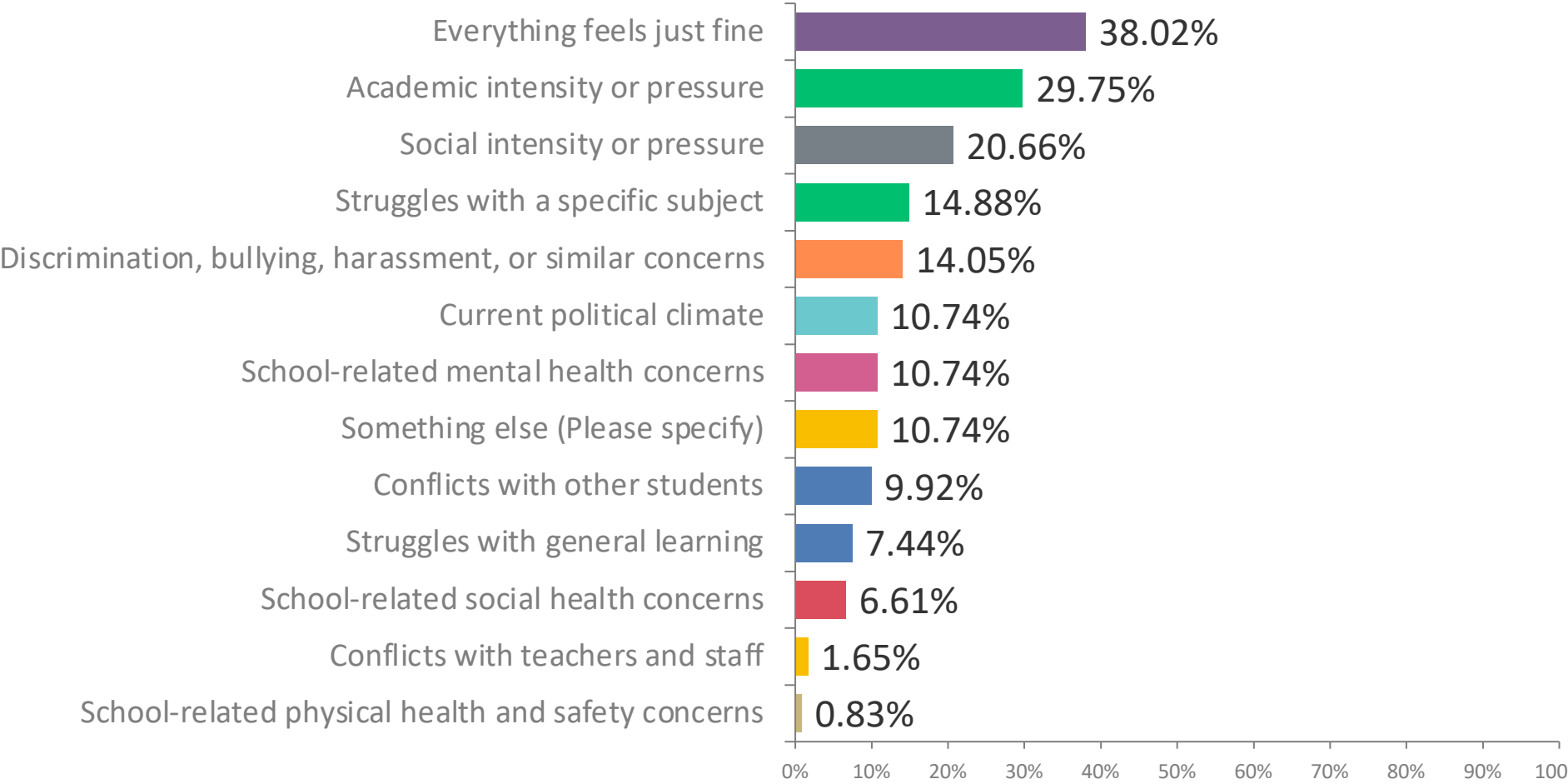
**Q55: What are the most pressing student support and service needs within our schools?
Please choose up to 3 of the most important answers for you below.**

Answered: 121 Skipped: 22

ANSWER CHOICES	RESPONSES	
More focus on stress management, feeling valued, and non-school life preparation	33.88%	41
Building stronger connections among students	31.40%	38
Building stronger connections between students and the larger community	28.10%	34
Everything feels just fine	24.79%	30
Increased access and availability for learning services, such as one-on-one tutoring	19.83%	24
More focus on mental health and related wellness	15.70%	19
More focus on social health and related wellness	15.70%	19
Building stronger connections between students and staff	14.05%	17
Increased access and availability for school-based counseling services	10.74%	13
Something else (Please specify)	6.61%	8
More focus on physical health and related wellness	3.31%	4

Q57: What are the most pressing concerns for your specific student during the school day?
Please choose up to 3 of the most important responses to you below.

Answered: 121 Skipped: 22

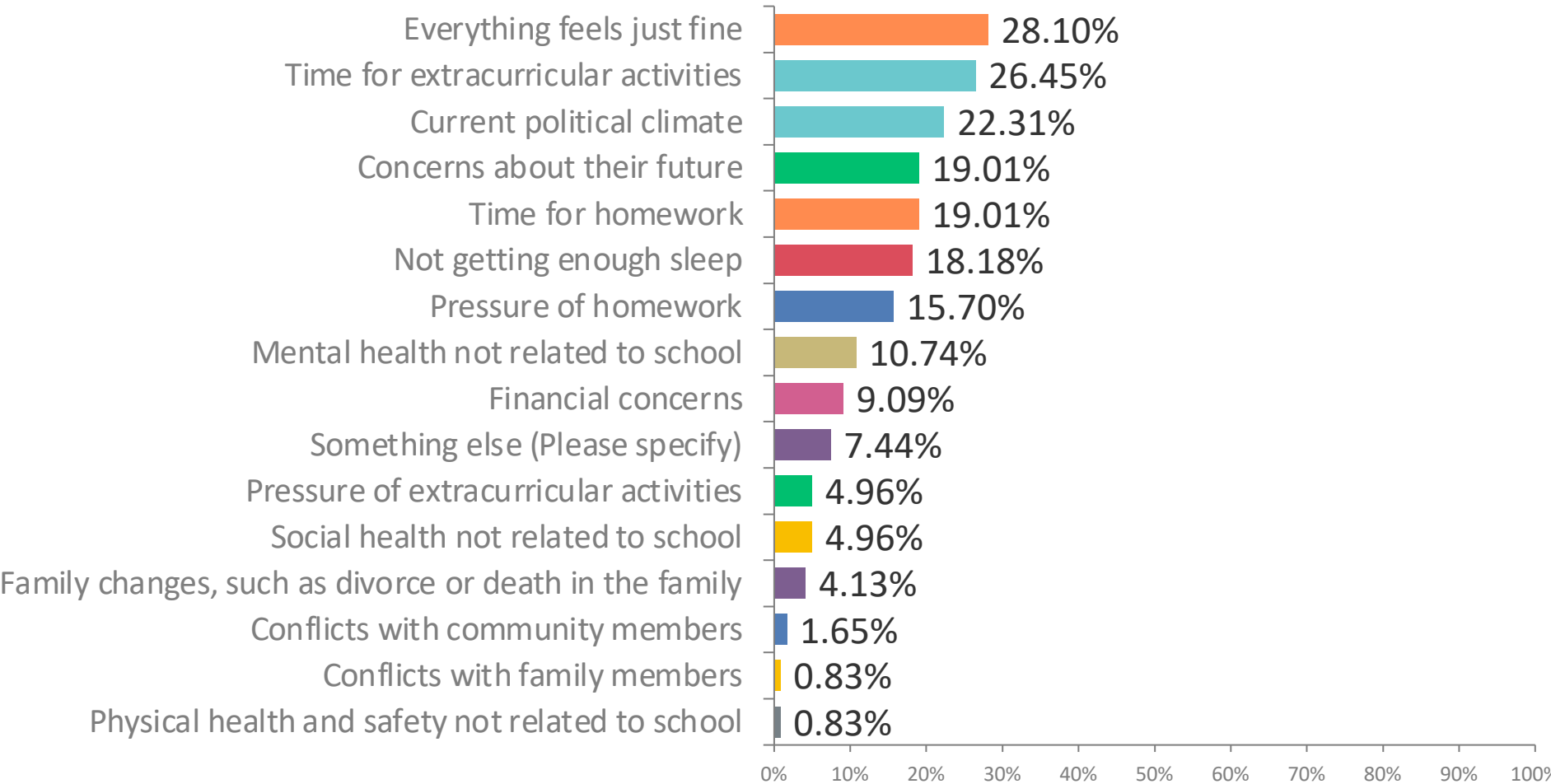


**Q57: What are the most pressing concerns for your specific student during the school day?
Please choose up to 3 of the most important responses to you below.**

Answered: 121 Skipped: 22

ANSWER CHOICES	RESPONSES	
Everything feels just fine	38.02%	46
Academic intensity or pressure	29.75%	36
Social intensity or pressure	20.66%	25
Struggles with a specific subject	14.88%	18
Discrimination, bullying, harassment, or similar concerns	14.05%	17
Current political climate	10.74%	13
School-related mental health concerns	10.74%	13
Something else (Please specify)	10.74%	13
Conflicts with other students	9.92%	12
Struggles with general learning	7.44%	9
School-related social health concerns	6.61%	8
Conflicts with teachers and staff	1.65%	2
School-related physical health and safety concerns	0.83%	1

Q59: What are the most pressing concerns for your specific student outside of the school day? Please choose up to 3 of the most important answers below for you. Answered: 121 Skipped: 22



Q59: What are the most pressing concerns for your specific student outside of the school day? Please choose up to 3 of the most important answers below for you. Answered: 121 Skipped: 22

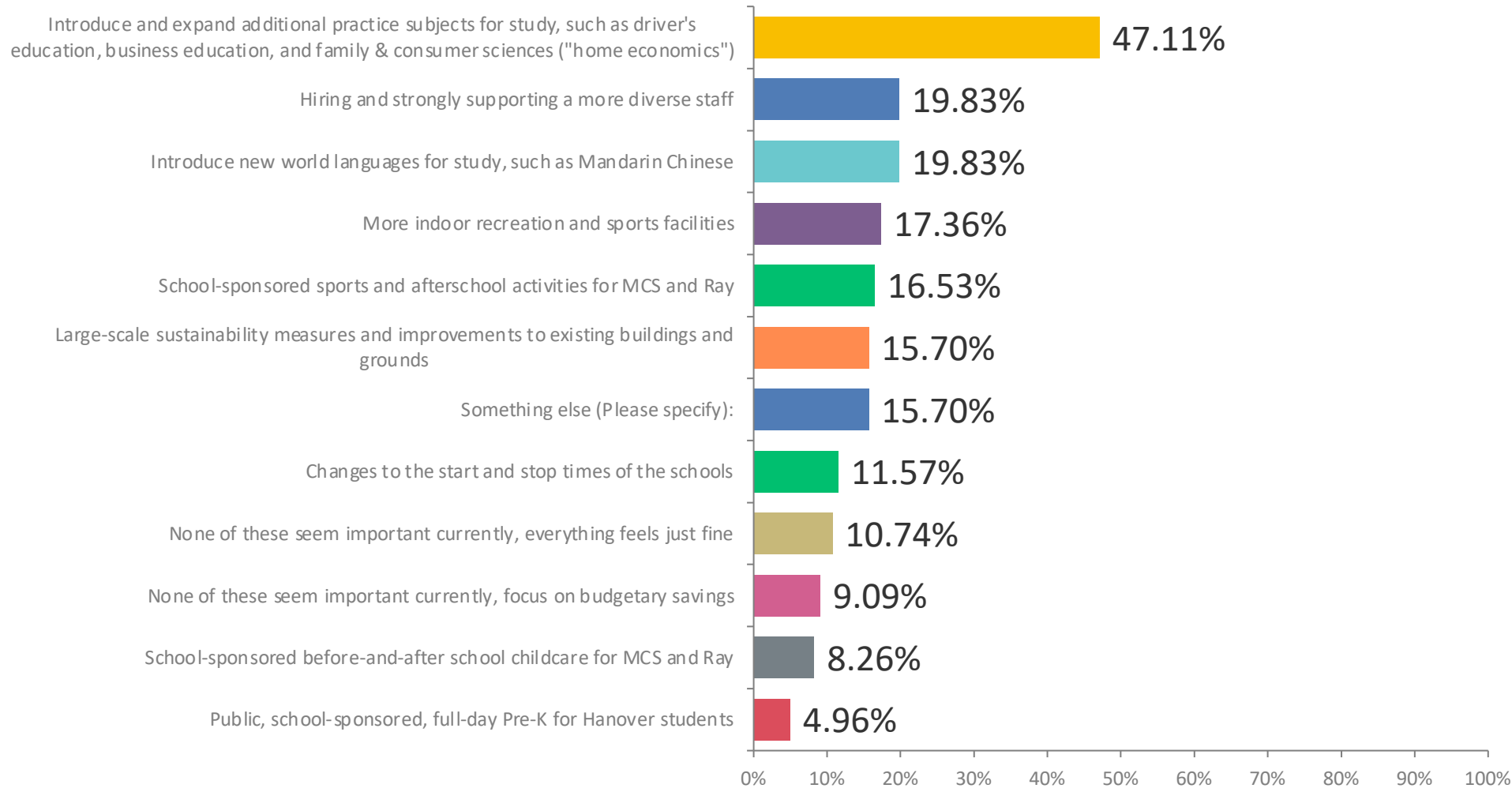
ANSWER CHOICES	RESPONSES	
Everything feels just fine	28.10%	34
Time for extracurricular activities	26.45%	32
Current political climate	22.31%	27
Concerns about their future	19.01%	23
Time for homework	19.01%	23
Not getting enough sleep	18.18%	22
Pressure of homework	15.70%	19
Mental health not related to school	10.74%	13
Financial concerns	9.09%	11
Something else (Please specify)	7.44%	9
Pressure of extracurricular activities	4.96%	6
Social health not related to school	4.96%	6
Family changes, such as divorce or death in the family	4.13%	5
Conflicts with community members	1.65%	2
Conflicts with family members	0.83%	1
Physical health and safety not related to school	0.83%	1

Q61: In recent years, the schools have undertaken several large-scale initiatives, such as introducing Pre-K at MCS, afterschool athletics at Richmond, district-wide Strategic Planning and Climate Action Plans, a new septic system and playground at MCS, new and renovated track and baseball fields for HHS, curriculum program adoptions at MCS and Ray, and ongoing curriculum documentation and standardization. Within the next 5 years, which new large-scale initiatives are the most important for you? Please choose up to 3 of the most important answers for you below.

Answered: 121 Skipped: 22

Answers on following slide

Q61: 5-Year Initiatives



Q61: 5-Year Initiatives

ANSWER CHOICES	RESPONSES	
Introduce and expand additional practice subjects for study, such as driver's education, business education, and family & consumer sciences ("home economics")	47.11%	57
Hiring and strongly supporting a more diverse staff	19.83%	24
Introduce new world languages for study, such as Mandarin Chinese	19.83%	24
More indoor recreation and sports facilities	17.36%	21
School-sponsored sports and afterschool activities for MCS and Ray	16.53%	20
Large-scale sustainability measures and improvements to existing buildings and grounds	15.70%	19
Something else (Please specify):	15.70%	19
Changes to the start and stop times of the schools	11.57%	14
None of these seem important currently, everything feels just fine	10.74%	13
None of these seem important currently, focus on budgetary savings	9.09%	11
School-sponsored before-and-after school childcare for MCS and Ray	8.26%	10
Public, school-sponsored, full-day Pre-K for Hanover students	4.96%	6