

# **SAU70 Annual Survey 2026: Ray**

May 2026

## 2026 SAU70 Annual Survey: Ray only: 187 responses (+33.6%)

- April-May 2026 survey sent out to SAU70 parents/guardians
- Open from 4/29/25 until 5/15/25 with multiple reminders from Superintendent
- 64-Item survey: Results presented in both graph and table formats
- School-specific findings will be presented separately for each school
- Total SAU responses: 688. Total Ray responses: 187. All-SAU and other school responses available elsewhere
- Parents asked to complete survey once for each child
- Items included 30 free-text response questions and the ability to give free-text “something else” answers for 9 questions; see next slide for summary
- Redacted (to eliminate potentially identifiable information) free-text responses will be available separately; 54-page PDF
  - Free-text responses similar to “no”, “NA”, etc. were removed; “Specific Responses” remain
- By comparison:
  - 2022 SAU70 Strategic Planning Survey: 503 responses. Ray: 124
  - 2023 SAU70 Cost Survey: 556 responses: Ray: 121 (-2.4%)
  - 2025 SAU70 Annual Survey: 592 responses: Ray: 140 (+15.7%)

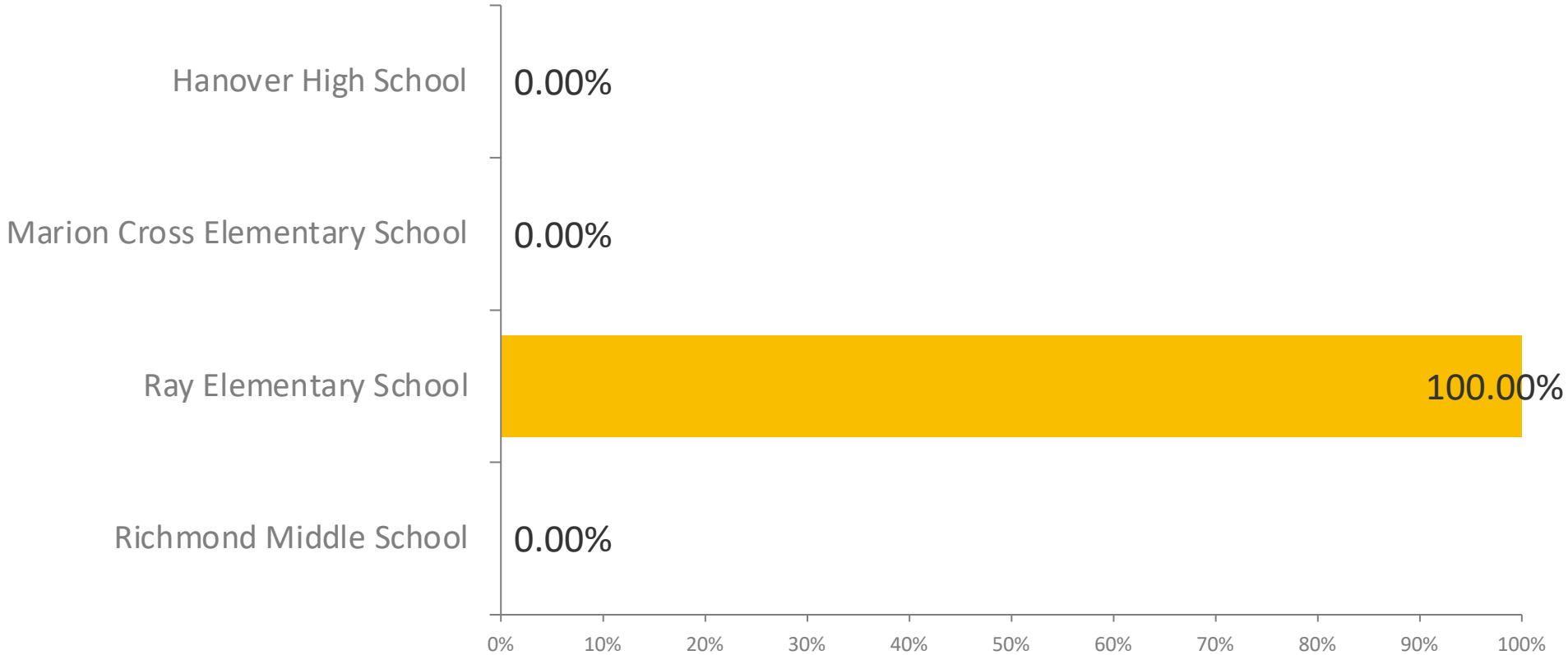
	Question	Subject	Responses	Specific	Ray
<b>Ray Survey Count: 187</b>	08	Events and Schedule	109	104	30
	10	School Quality for Towns	75	72	16
	12	Financially Challenging	97	95	27
	14	Satisfaction, General	139	136	37
	16	Satisfaction, Personnel	106	103	30
	18	Satisfaction, Subjects	164	161	58
<b>Free-Text Counts →</b>	20	Alternative Education	111	108	30
	22	Tutoring?	116	112	31
	24	Tutoring Subjects	52	48	8
	26	Tutoring Reasons	28 + 42 Other	25 + 42 Other	4 + 10 Other
	28	Athletics?	77	72	22
	30	Athletics Satisfaction	105	101	19
	32	Performing Arts	78	73	25

	Question	Subject	Responses	Specific	Ray	
<b>Ray Survey Count: 187</b>	34	Arts Satisfaction	62	58	26	
	36	Mental Behavioral Health	41	36	7	
	38	Devices & Social Media	62 + 23 Other	57 + 19 Other	18 + 5 Other	
	40	Smart Device Ban	91 + 43 Other	87 + 41 Other	17 + 7 Other	
	42	Screens	109	105	29	
	44	AI	118	115	35	
	<b>Free-Text Counts →</b>	46	Lunch	174	172	53
		48	Assessing Various Aspects	97	93	22
		50	After Graduation Plans	51	47	9
		52	Biggest Challenges	77 + 57 Other	75 + 55 Other	18 + 11 Other
54		Academic Needs	48 + 72 Other	45 + 70 Other	5 + 13 Other	
56		Social Support Needs	31 + 31 Other	28 + 27 Other	8 + 7 Other	
58		Concerns During School	40 + 55 Other	37 + 52 Other	13 + 13 Other	

	Question	Subject	Responses	Specific	Ray
<b>Ray Survey Count: 187</b>	60	Concerns Outside School	23 + 45 Other	20 + 43 Other	6 + 10 Other
	62	5-Year Large Initiatives	51 + 72 Other	48 + 67 Other	10 + 13 Other
	63	New Survey Questions	33	31	5
<b>Free-Text Counts</b> →	64	Anything Else?	71	69	17
	Totals	--	2,876	2,749	724

# Q1: Which school does your student currently attend?

Answered: 187 Skipped: 0



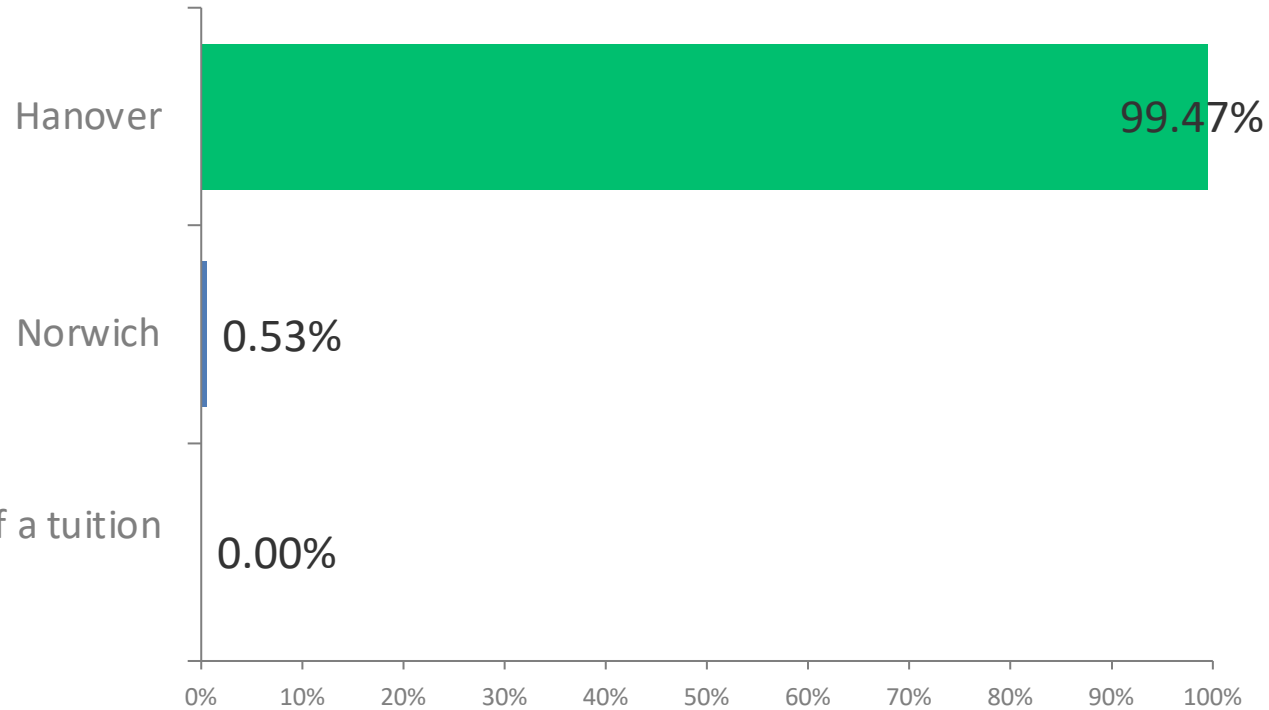
# Q1: Which school does your student currently attend?

Answered: 187 Skipped: 0

ANSWER CHOICES	RESPONSES	
Hanover High School	0.00%	0
Marion Cross Elementary School	0.00%	0
Ray Elementary School	100.00%	187
Richmond Middle School	0.00%	0
<b>TOTAL</b>		<b>187</b>

## Q2: Where do you live?

Answered: 187 Skipped: 0



Hanover

99.47%

Norwich

0.53%

Somewhere else: Parent/guardian of a tuition student

0.00%

0% 10% 20% 30% 40% 50% 60% 70% 80% 90% 100%

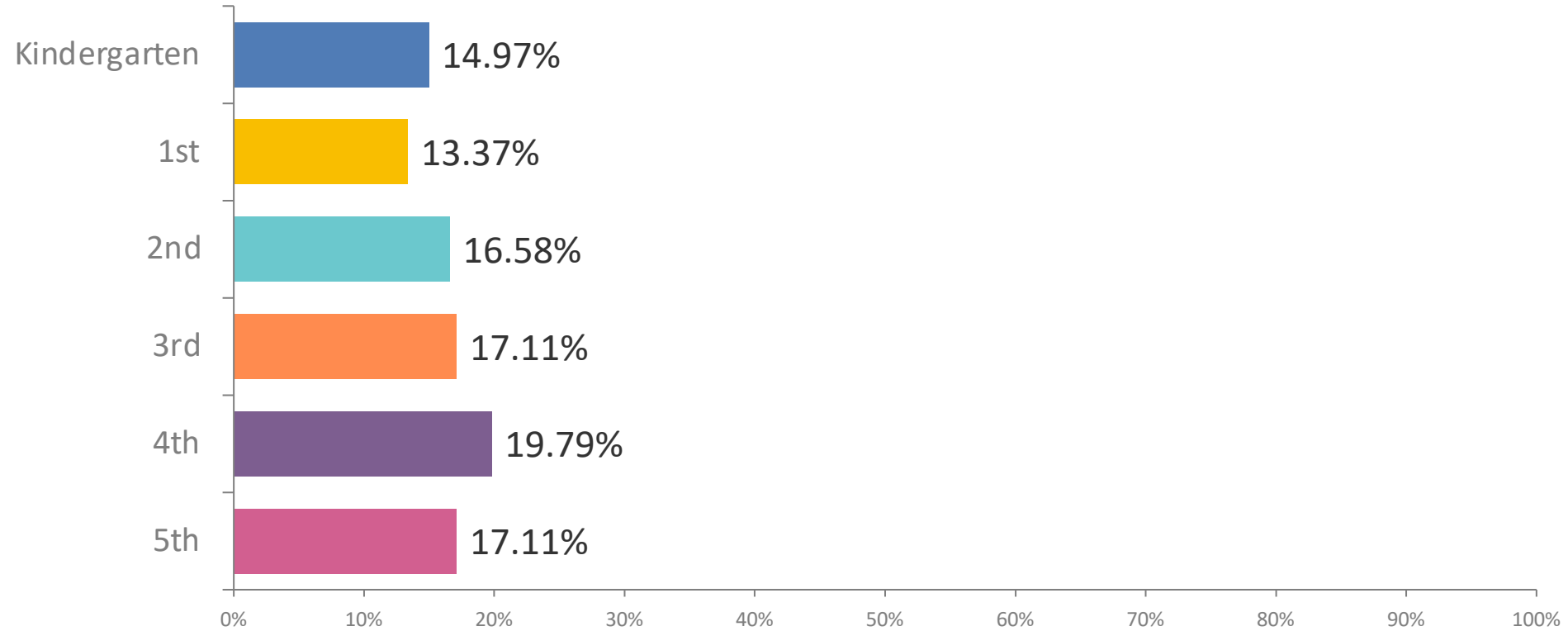
## Q2: Where do you live?

Answered: 187 Skipped: 0

ANSWER CHOICES	RESPONSES	
Hanover	99.47%	186
Norwich	0.53%	1
Somewhere else: Parent/guardian of a tuition student	0.00%	0
TOTAL		187

### Q3: What is your student's current grade?

Answered: 187 Skipped: 0



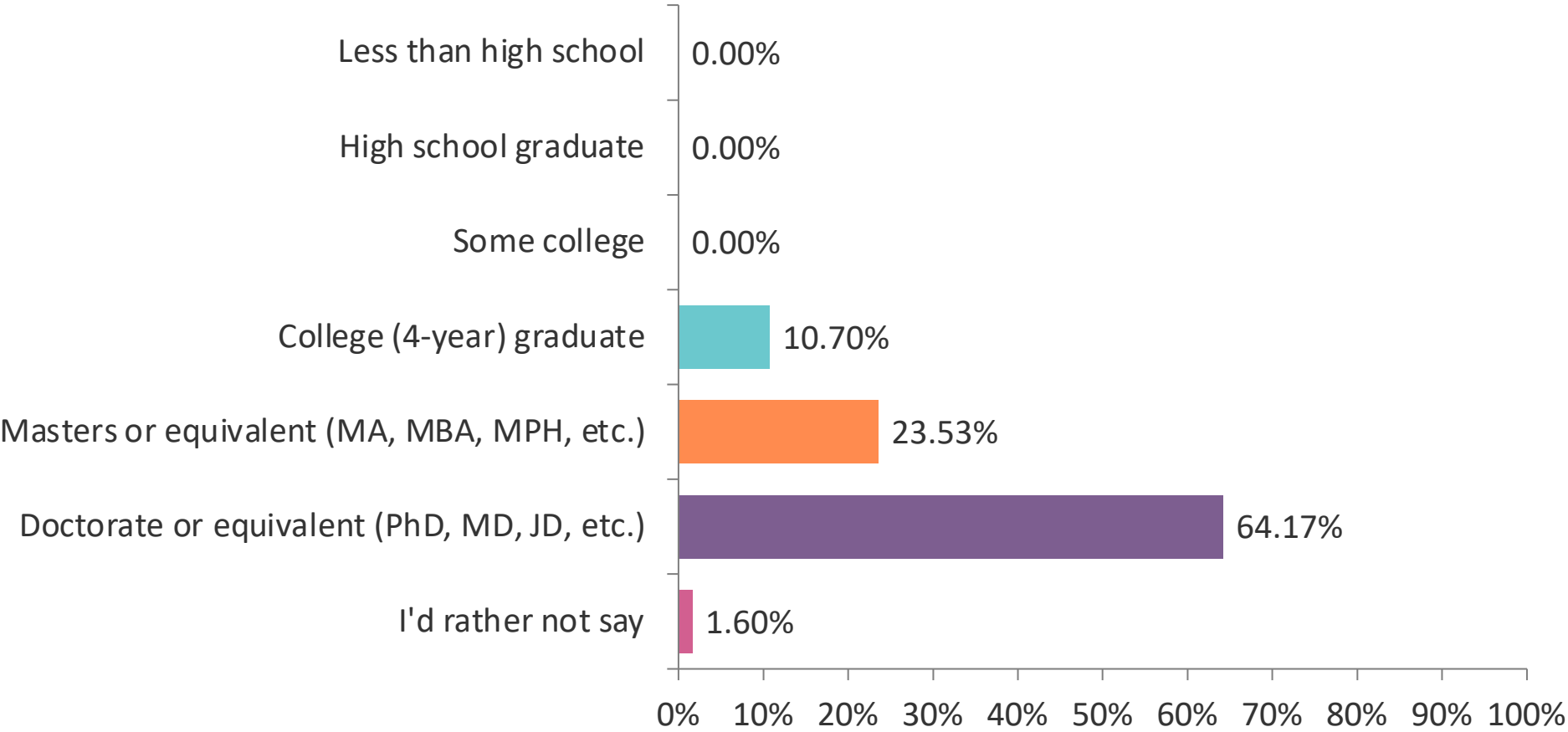
### Q3: What is your student's current grade?

Answered: 187 Skipped: 0

ANSWER CHOICES	RESPONSES	
Kindergarten	14.97%	28
1st	13.37%	25
2nd	16.58%	31
3rd	17.11%	32
4th	19.79%	37
5th	17.11%	32

# Q4: What is the highest educational attainment of a member of your immediate household?

Answered: 187 Skipped: 0



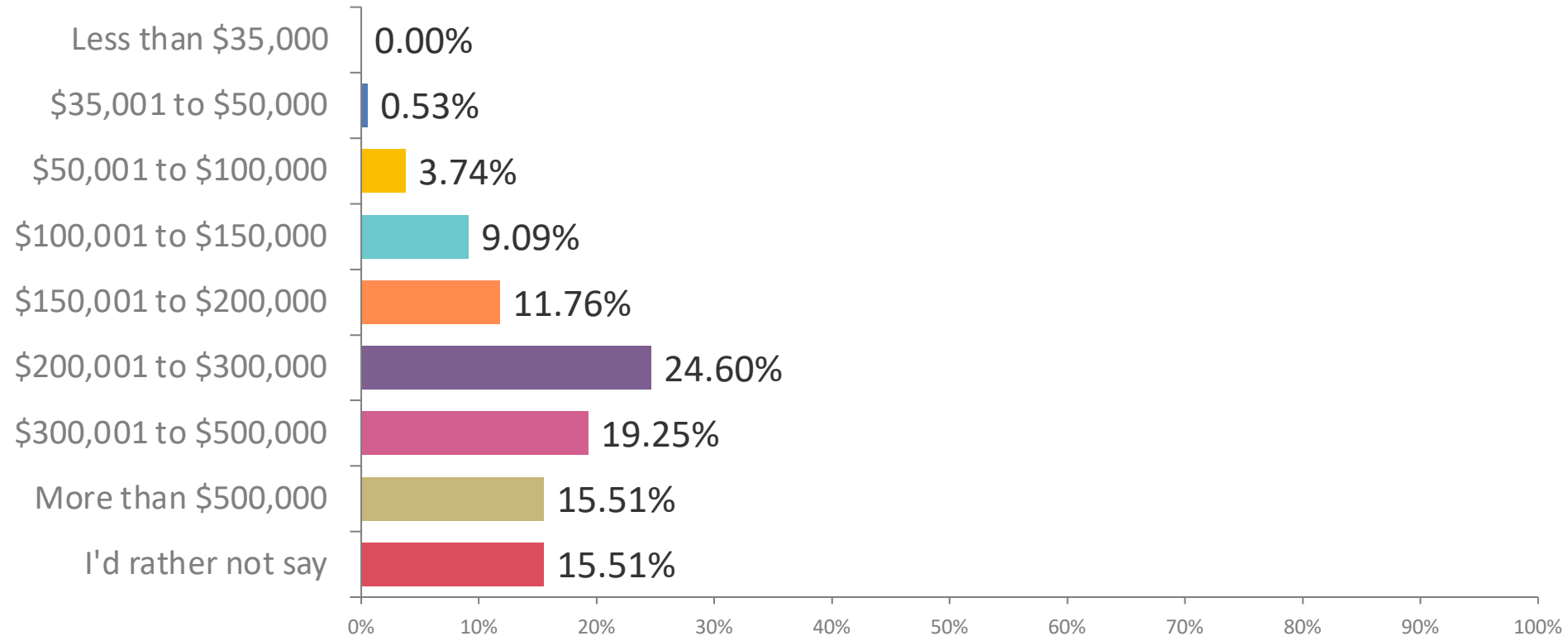
# Q4: What is the highest educational attainment of a member of your immediate household?

Answered: 187 Skipped: 0

ANSWER CHOICES	RESPONSES	
Less than high school	0.00%	0
High school graduate	0.00%	0
Some college	0.00%	0
College (4-year) graduate	10.70%	20
Masters or equivalent (MA, MBA, MPH, etc.)	23.53%	44
Doctorate or equivalent (PhD, MD, JD, etc.)	64.17%	120
I'd rather not say	1.60%	3
TOTAL		187

## Q5: What is your approximate household income?

Answered: 187 Skipped: 0



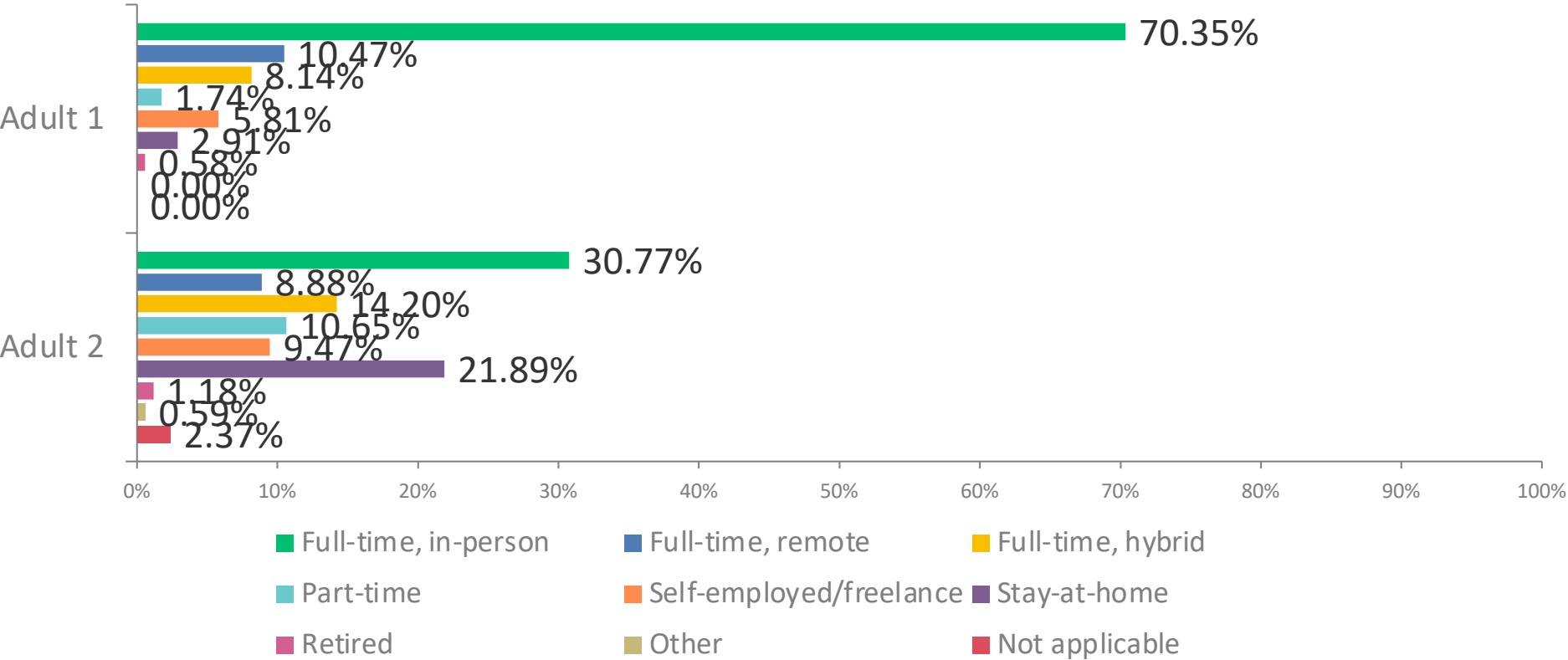
## Q5: What is your approximate household income?

Answered: 187 Skipped: 0

ANSWER CHOICES	RESPONSES	
Less than \$35,000	0.00%	0
\$35,001 to \$50,000	0.53%	1
\$50,001 to \$100,000	3.74%	7
\$100,001 to \$150,000	9.09%	17
\$150,001 to \$200,000	11.76%	22
\$200,001 to \$300,000	24.60%	46
\$300,001 to \$500,000	19.25%	36
More than \$500,000	15.51%	29
I'd rather not say	15.51%	29
TOTAL		187

# Q6: What is the current job status for parents/guardians living in your student's primary home?

Answered: 173 Skipped: 14



## Q6: What is the current job status for parents/guardians living in your student's primary home?

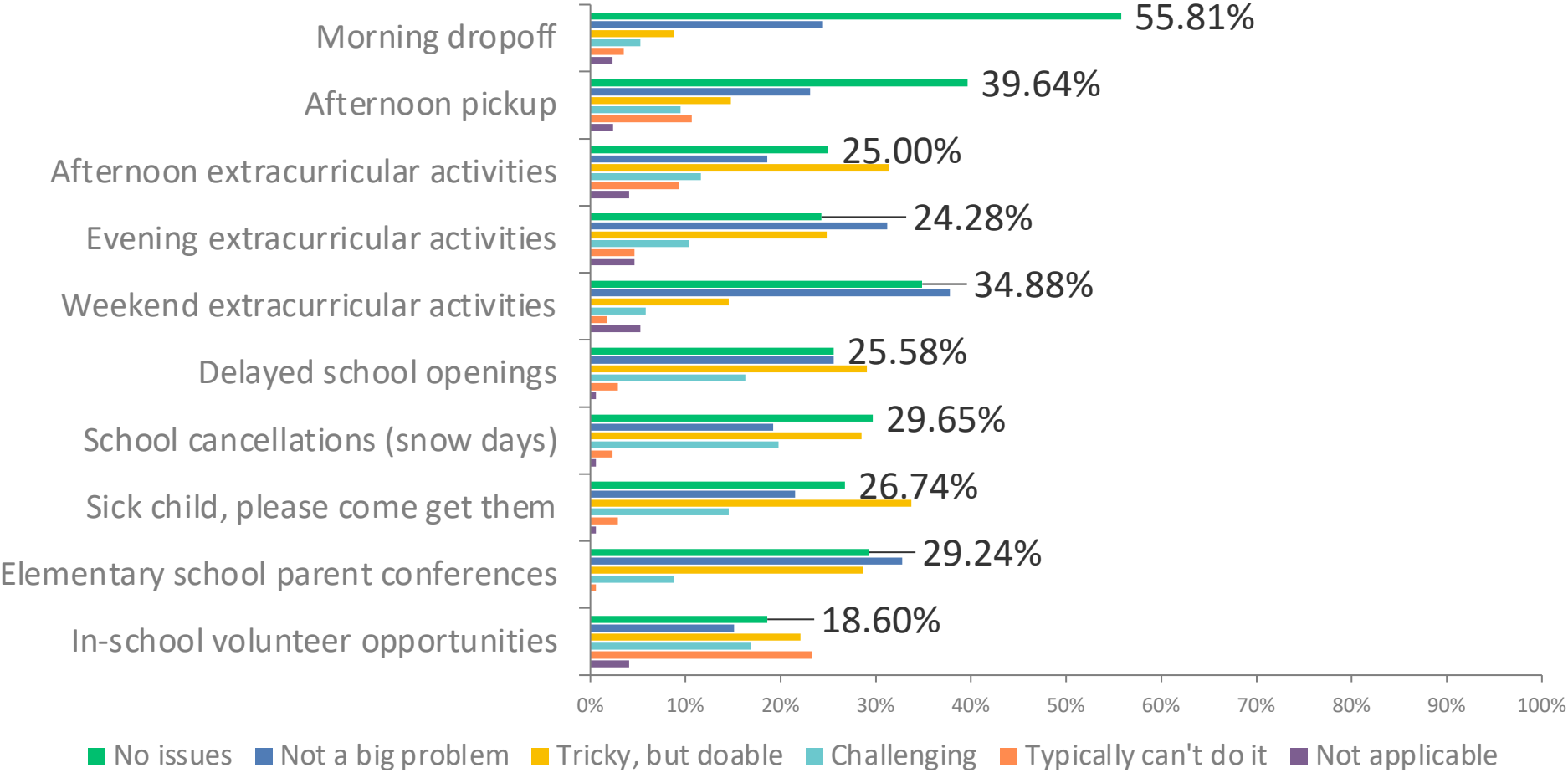
Answered: 173 Skipped: 14

	FULL-TIME, IN-PERSON	FULL-TIME, REMOTE	FULL-TIME, HYBRID	PART-TIME	SELF-EMPLOYED /FREELANCE	STAY-AT-HOME	RETIRED	OTHER	NOT APPLICABLE	TOTAL
Adult 1	70.35% 121	10.47% 18	8.14% 14	1.74% 3	5.81% 10	2.91% 5	0.58% 1	0.00% 0	0.00% 0	172
Adult 2	30.77% 52	8.88% 15	14.20% 24	10.65% 18	9.47% 16	21.89% 37	1.18% 2	0.59% 1	2.37% 4	169
Combined	50.73% 173	9.68% 33	11.14% 38	6.16% 21	7.62% 26	12.32% 42	0.88% 3	0.29% 1	1.18% 4	341

	Full-Time	Part-Time	Other
% Parents	71.55%	13.78%	14.66%

# Q7: Generally, is it challenging for you to attend the following school events or late schedule changes?

Answered: 173 Skipped: 14



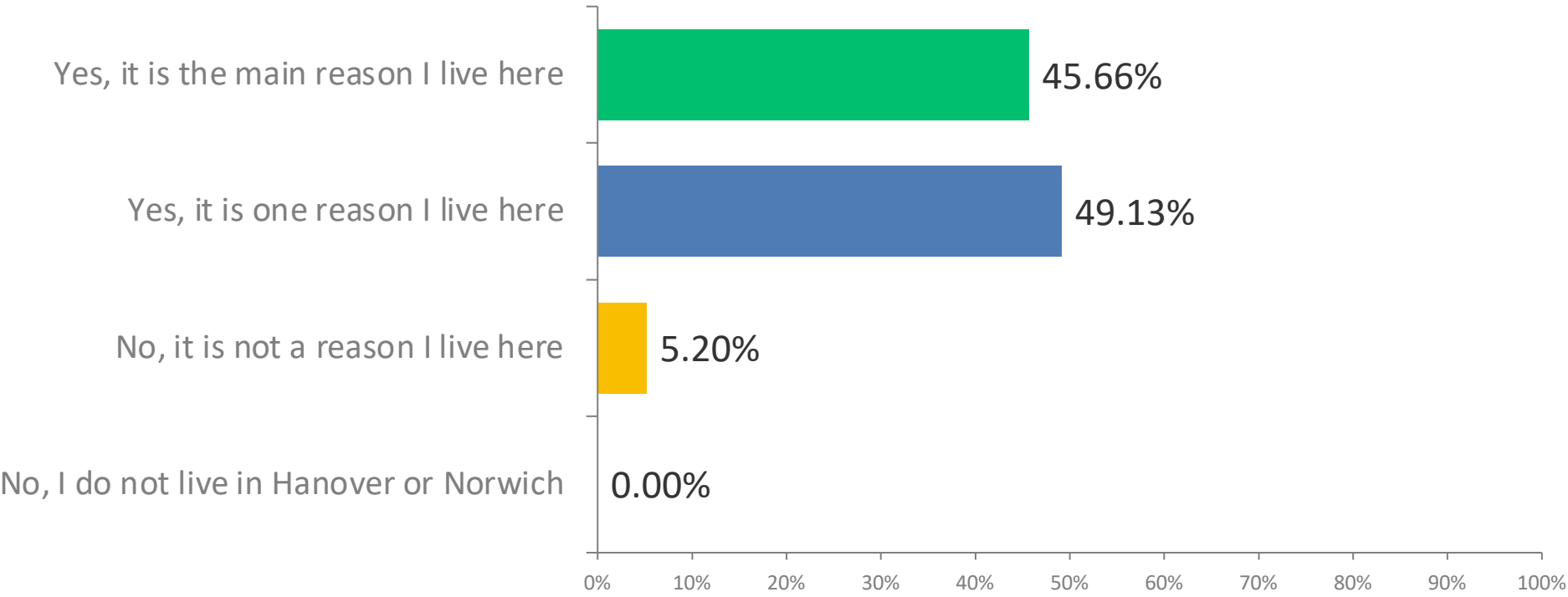
# Q7: Generally, is it challenging for you to attend the following school events or late schedule changes?

Answered: 173 Skipped: 14

	NO ISSUES	NOT A BIG PROBLEM	TRICKY, BUT DOABLE	CHALLENGING	TYPICALLY CAN'T DO IT	NOT APPLICABLE	TOTAL
Morning dropoff	<b>55.81%</b>	24.42%	8.72%	5.23%	3.49%	2.33%	172
Afternoon pickup	<b>39.64%</b>	23.08%	14.79%	9.47%	10.65%	2.37%	169
Afternoon extracurricular activities	25.00%	18.60%	<b>31.40%</b>	11.63%	9.30%	4.07%	172
Evening extracurricular activities	24.28%	<b>31.21%</b>	24.86%	10.40%	4.62%	4.62%	173
Weekend extracurricular activities	34.88%	<b>37.79%</b>	14.53%	5.81%	1.74%	5.23%	172
Delayed school openings	25.58%	25.58%	<b>29.07%</b>	16.28%	2.91%	0.58%	172
School cancellations (snow days)	<b>29.65%</b>	19.19%	28.49%	19.77%	2.33%	0.58%	172
Sick child, please come get them	26.74%	21.51%	<b>33.72%</b>	14.53%	2.91%	0.58%	172
Elementary school parent conferences	29.24%	<b>32.75%</b>	28.65%	8.77%	0.58%	0.00%	171
In-school volunteer opportunities	18.60%	15.12%	22.09%	16.86%	<b>23.26%</b>	4.07%	172

# Q9: Did the perceived quality of the SAU70 schools have an impact on your decision to live specifically in Hanover or Norwich?

Answered: 173 Skipped: 14



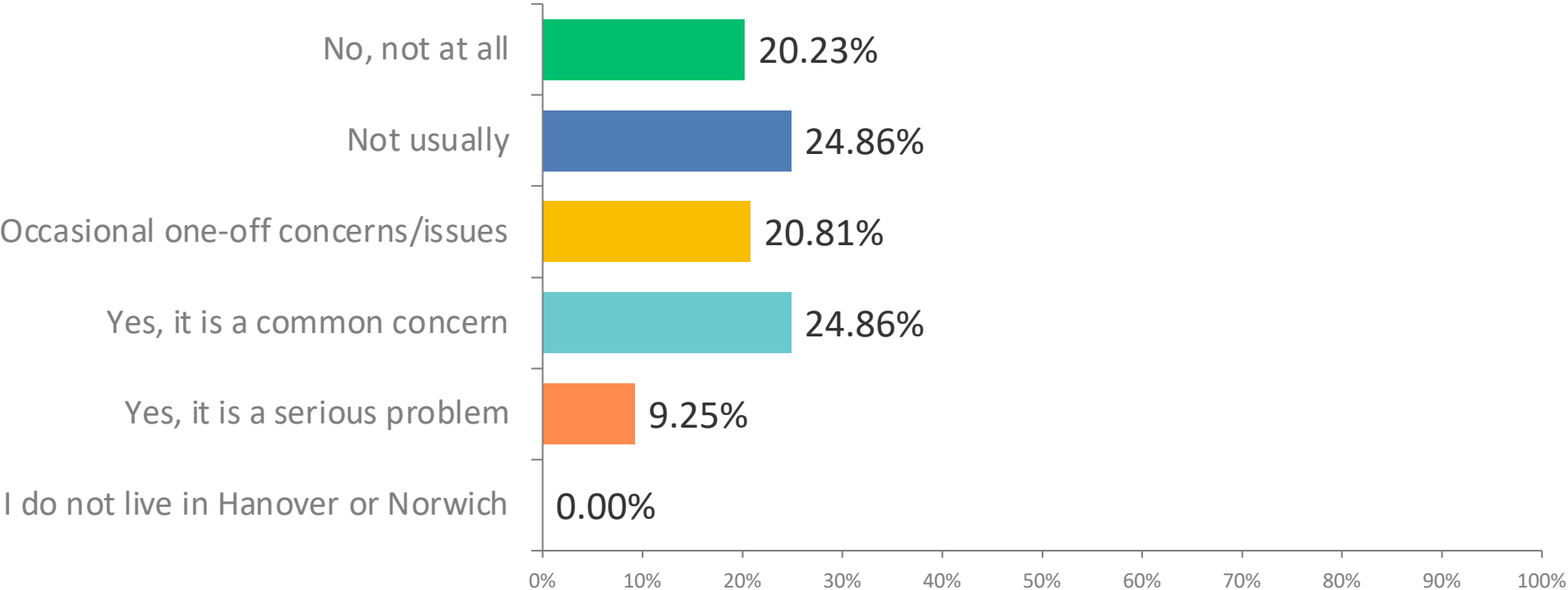
# Q9: Did the perceived quality of the SAU70 schools have an impact on your decision to live specifically in Hanover or Norwich?

Answered: 173 Skipped: 14

ANSWER CHOICES	RESPONSES	
Yes, it is the main reason I live here	45.66%	79
Yes, it is one reason I live here	49.13%	85
No, it is not a reason I live here	5.20%	9
No, I do not live in Hanover or Norwich	0.00%	0
TOTAL		173

# Q11: Generally, is living in Hanover or Norwich financially challenging for your family?

Answered: 173 Skipped: 14



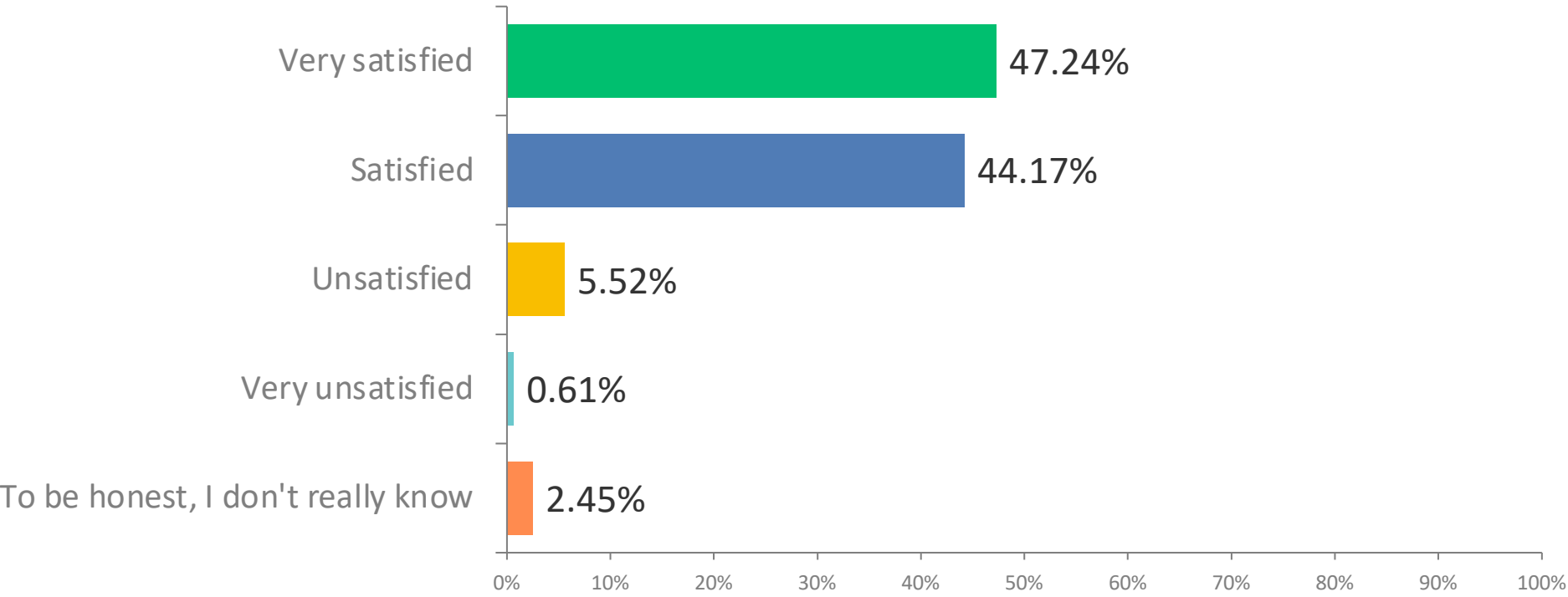
# Q11: Generally, is living in Hanover or Norwich financially challenging for your family?

Answered: 173 Skipped: 14

ANSWER CHOICES	RESPONSES	
No, not at all	20.23%	35
Not usually	24.86%	43
Occasional one-off concerns/issues	20.81%	36
Yes, it is a common concern	24.86%	43
Yes, it is a serious problem	9.25%	16
I do not live in Hanover or Norwich	0.00%	0
TOTAL		173

# Q13: During this 2025-2026 academic year, how satisfied are you with your student's general school experiences?

Answered: 163 Skipped: 24



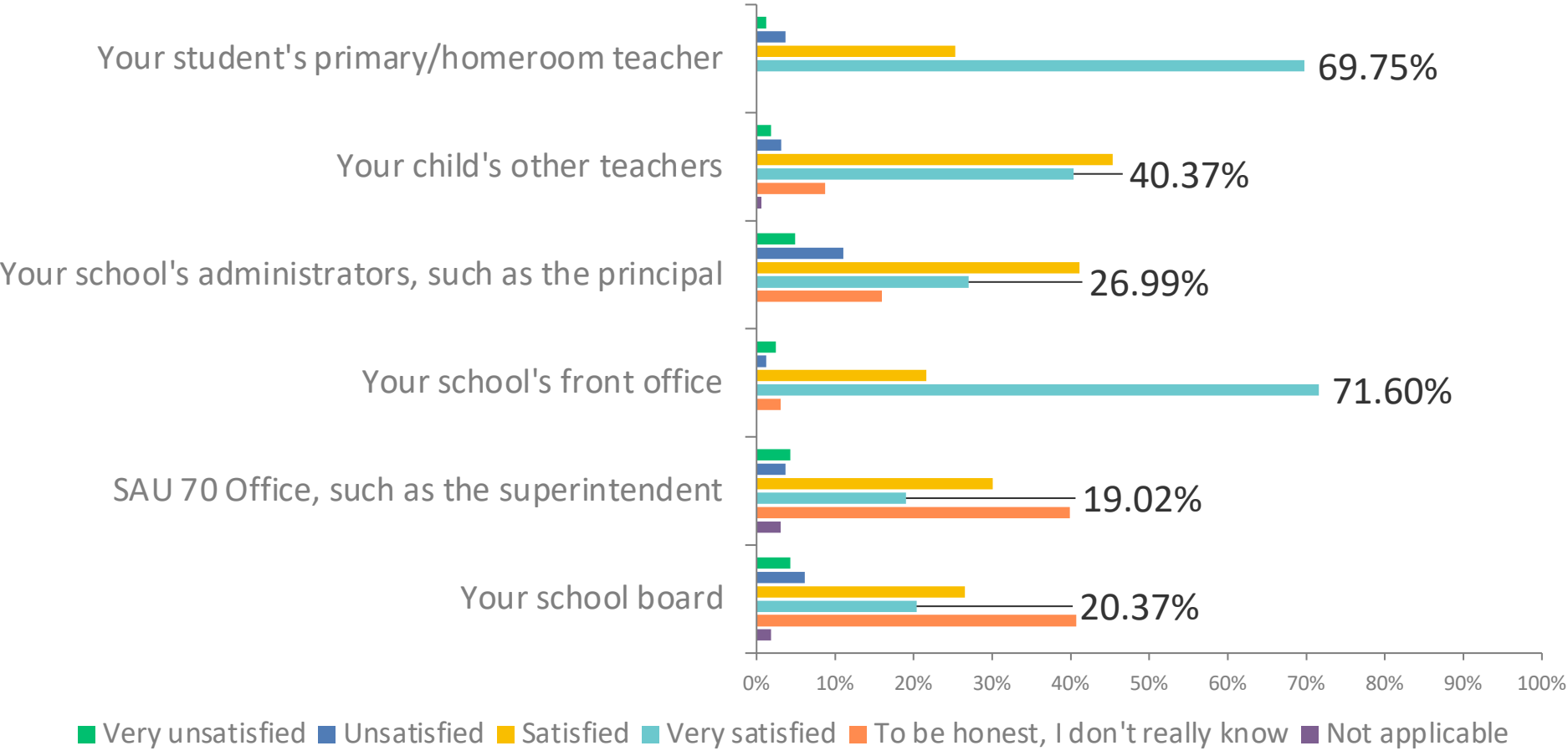
# Q13: During this 2025-2026 academic year, how satisfied are you with your student's general school experiences?

Answered: 163 Skipped: 24

ANSWER CHOICES	RESPONSES	
Very satisfied	47.24%	77
Satisfied	44.17%	72
Unsatisfied	5.52%	9
Very unsatisfied	0.61%	1
To be honest, I don't really know	2.45%	4
TOTAL		163

# Q15: Generally during this academic year, how satisfied are you with the following personnel or groups?

Answered: 163 Skipped: 24



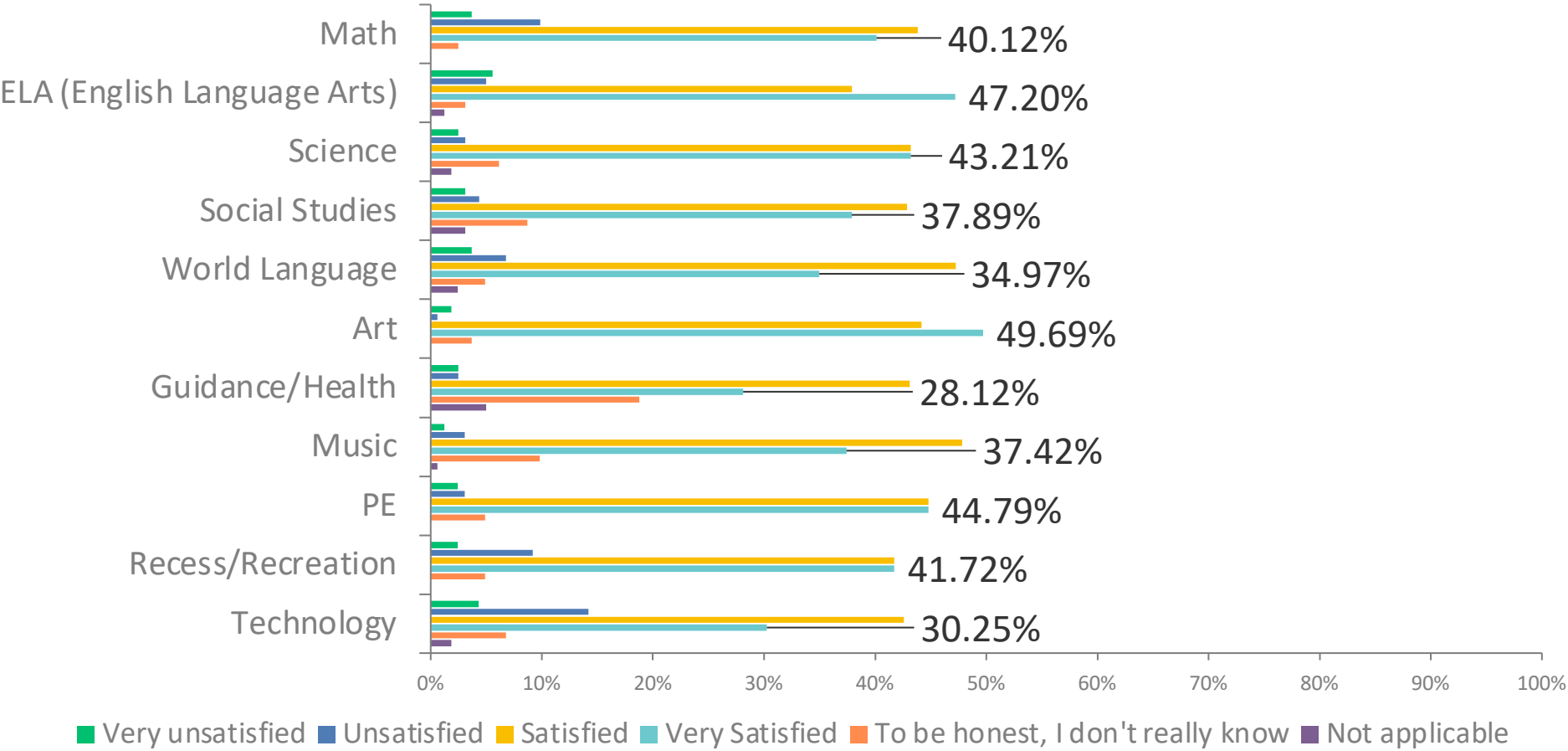
# Q15: Generally during this academic year, how satisfied are you with the following personnel or groups?

Answered: 163 Skipped: 24

	VERY UNSATISFIED	UNSATISFIED	SATISFIED	VERY SATISFIED	TO BE HONEST, I DON'T REALLY KNOW	NOT APPLICABLE	TOTAL
Your student's primary /homeroom teacher	1.23%	3.70%	25.31%	<b>69.75%</b>	0.00%	0.00%	162
Your child's other teachers	1.86%	3.11%	<b>45.34%</b>	40.37%	8.70%	0.62%	161
Your school's administrators, such as the principal	4.91%	11.04%	<b>41.10%</b>	26.99%	15.95%	0.00%	163
Your school's front office	2.47%	1.23%	21.60%	<b>71.60%</b>	3.09%	0.00%	162
SAU 70 Office, such as the superintendent	4.29%	3.68%	30.06%	19.02%	<b>39.88%</b>	3.07%	163
Your school board	4.32%	6.17%	26.54%	20.37%	<b>40.74%</b>	1.85%	162

# Q17: Generally during this academic year, how satisfied are you with your student's experiences for the following academic subjects?

Answered: 163 Skipped: 24



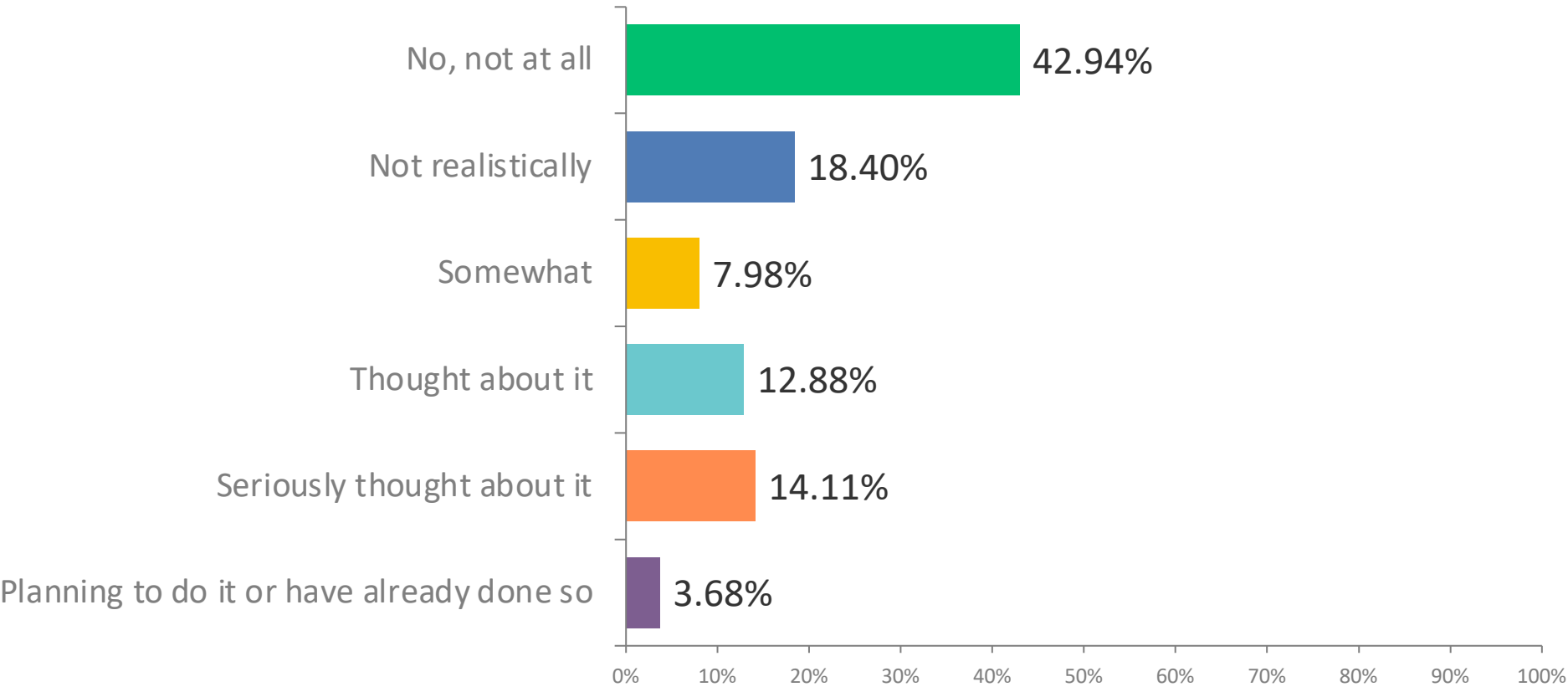
# Q17: Generally during this academic year, how satisfied are you with your student's experiences for the following academic subjects?

Answered: 163 Skipped: 24

	VERY UNSATISFIED	UNSATISFIED	SATISFIED	VERY SATISFIED	TO BE HONEST, I DON'T REALLY KNOW	NOT APPLICABLE	TOTAL
Math	3.70%	9.88%	43.83%	40.12%	2.47%	0.00%	162
ELA (English Language Arts)	5.59%	4.97%	37.89%	47.20%	3.11%	1.24%	161
Science	2.47%	3.09%	43.21%	43.21%	6.17%	1.85%	162
Social Studies	3.11%	4.35%	42.86%	37.89%	8.70%	3.11%	161
World Language	3.68%	6.75%	47.24%	34.97%	4.91%	2.45%	163
Art	1.84%	0.61%	44.17%	49.69%	3.68%	0.00%	163
Guidance/Health	2.50%	2.50%	43.12%	28.12%	18.75%	5.00%	160
Music	1.23%	3.07%	47.85%	37.42%	9.82%	0.61%	163
PE	2.45%	3.07%	44.79%	44.79%	4.91%	0.00%	163
Recess/Recreation	2.45%	9.20%	41.72%	41.72%	4.91%	0.00%	163
Technology	4.32%	14.20%	42.59%	30.25%	6.79%	1.85%	162

# Q19: Have you ever considered sending your student to alternative education systems, such as home education (home schooling), private school, or tuitioning in to another school district?

Answered: 163 Skipped: 24



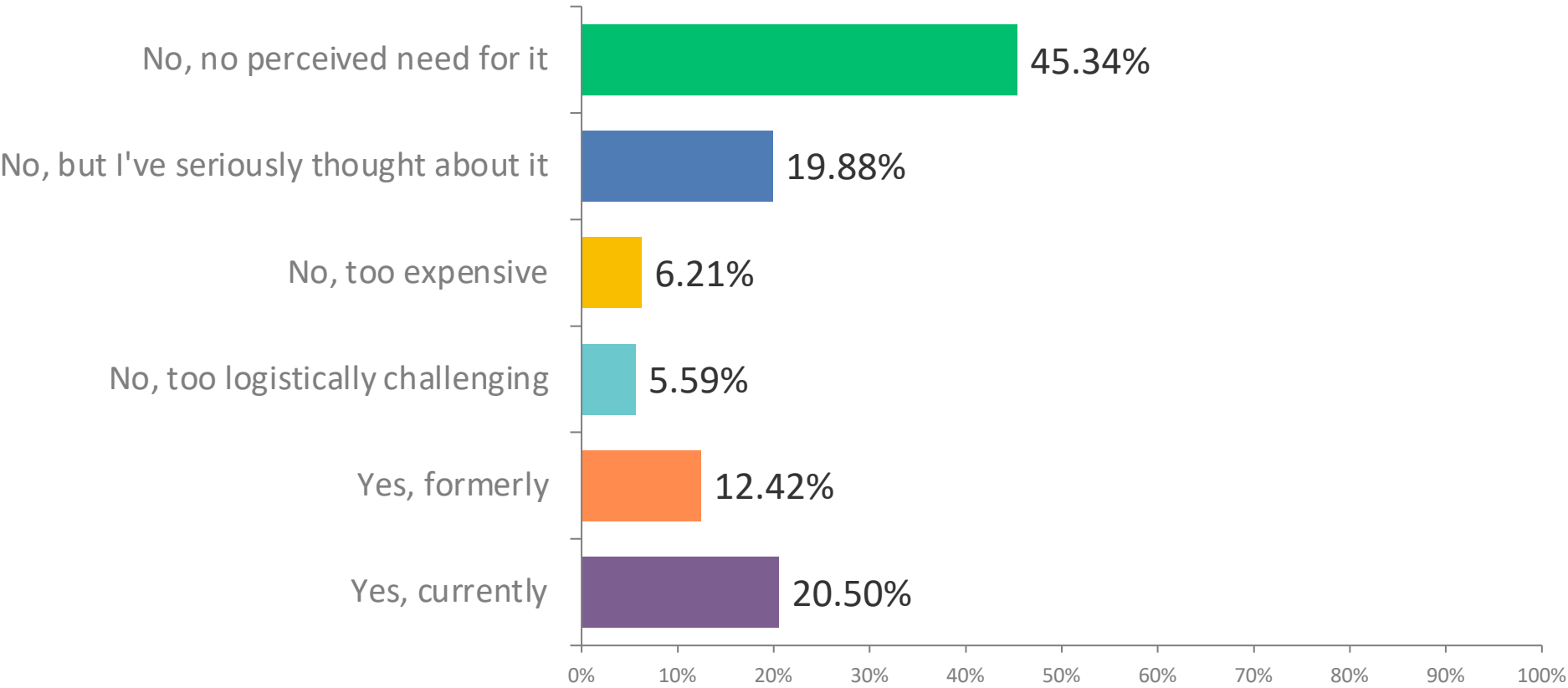
# Q19: Have you ever considered sending your student to alternative education systems, such as home education (home schooling), private school, or tuitioning in to another school district?

Answered: 163 Skipped: 24

ANSWER CHOICES	RESPONSES	
No, not at all	42.94%	70
Not realistically	18.40%	30
Somewhat	7.98%	13
Thought about it	12.88%	21
Seriously thought about it	14.11%	23
Planning to do it or have already done so	3.68%	6
TOTAL		163

**Q21: Have you ever used a supplementary private educational service for your student, such as one-on-one tutoring or group-based lessons, for subjects also taught in school, such as math, reading, or writing? Please select all that apply. Note that related teaching or academic apps, such as DuoLingo, should not be considered for this question.**

Answered: 161  
Skipped: 26



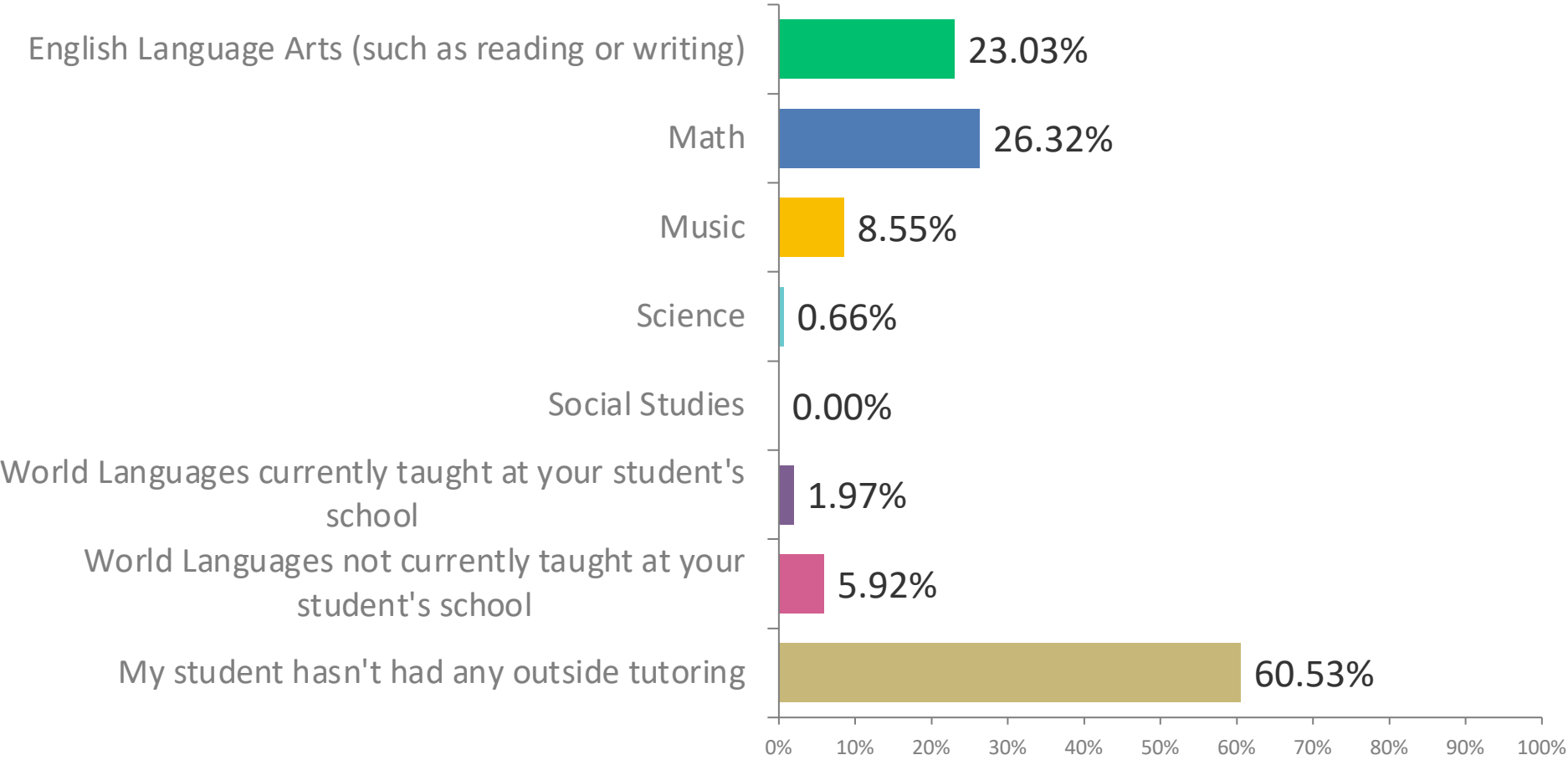
**Q21: Have you ever used a supplementary private educational service for your student, such as one-on-one tutoring or group-based lessons, for subjects also taught in school, such as math, reading, or writing? Please select all that apply. Note that related teaching or academic apps, such as DuoLingo, should not be considered for this question.**

Answered: 161  
Skipped: 26

ANSWER CHOICES	RESPONSES	
No, no perceived need for it	45.34%	73
No, but I've seriously thought about it	19.88%	32
No, too expensive	6.21%	10
No, too logistically challenging	5.59%	9
Yes, formerly	12.42%	20
Yes, currently	20.50%	33
TOTAL		177

# Q23: For which of the following subjects have you sought outside tutoring for your student? Please select all that apply.

Answered: 152 Skipped: 35



**Q23: For which of the following subjects have you sought outside tutoring for your student?  
Please select all that apply.**

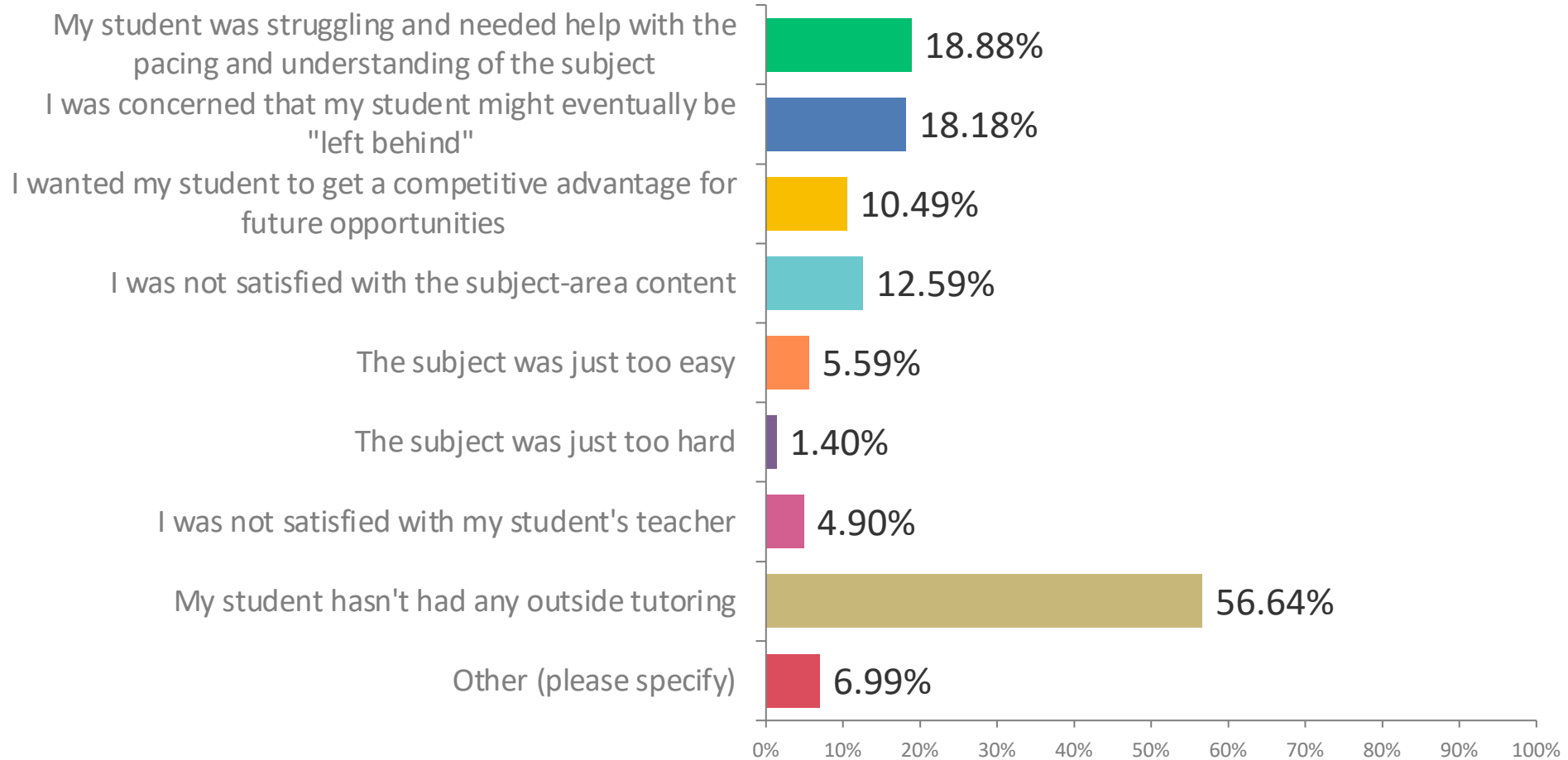
Answered: 152 Skipped: 35

ANSWER CHOICES	RESPONSES	
English Language Arts (such as reading or writing)	23.03%	35
Math	26.32%	40
Music	8.55%	13
Science	0.66%	1
Social Studies	0.00%	0
World Languages currently taught at your student's school	1.97%	3
World Languages not currently taught at your student's school	5.92%	9
My student hasn't had any outside tutoring	60.53%	92
<b>TOTAL</b>		<b>193</b>

Answered: 143

Skipped: 44

## Q25: What was the reason for the tutoring? Please select all that apply.



Answered: 143

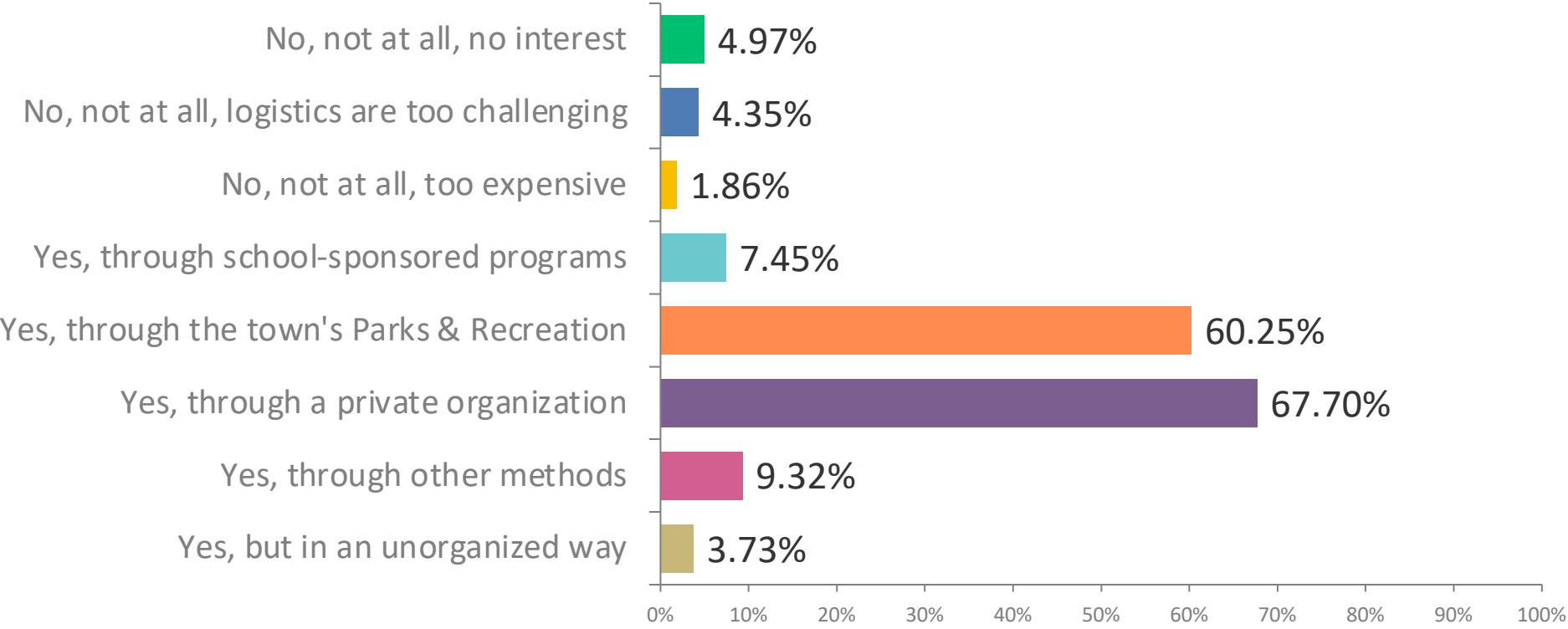
Skipped: 44

**Q25: What was the reason for the tutoring? Please select all that apply.**

ANSWER CHOICES	RESPONSES	
My student was struggling and needed help with the pacing and understanding of the subject	18.88%	27
I was concerned that my student might eventually be "left behind"	18.18%	26
I wanted my student to get a competitive advantage for future opportunities	10.49%	15
I was not satisfied with the subject-area content	12.59%	18
The subject was just too easy	5.59%	8
The subject was just too hard	1.40%	2
I was not satisfied with my student's teacher	4.90%	7
My student hasn't had any outside tutoring	56.64%	81
Other (please specify)	6.99%	10
TOTAL		194

**Q27: During this academic year, does your student participate in organized afterschool athletic activities of some sort? Please select all that apply. Note that we are not referring to subject-based camps that occur during summer or vacation breaks.**

Answered: 161 Skipped: 26



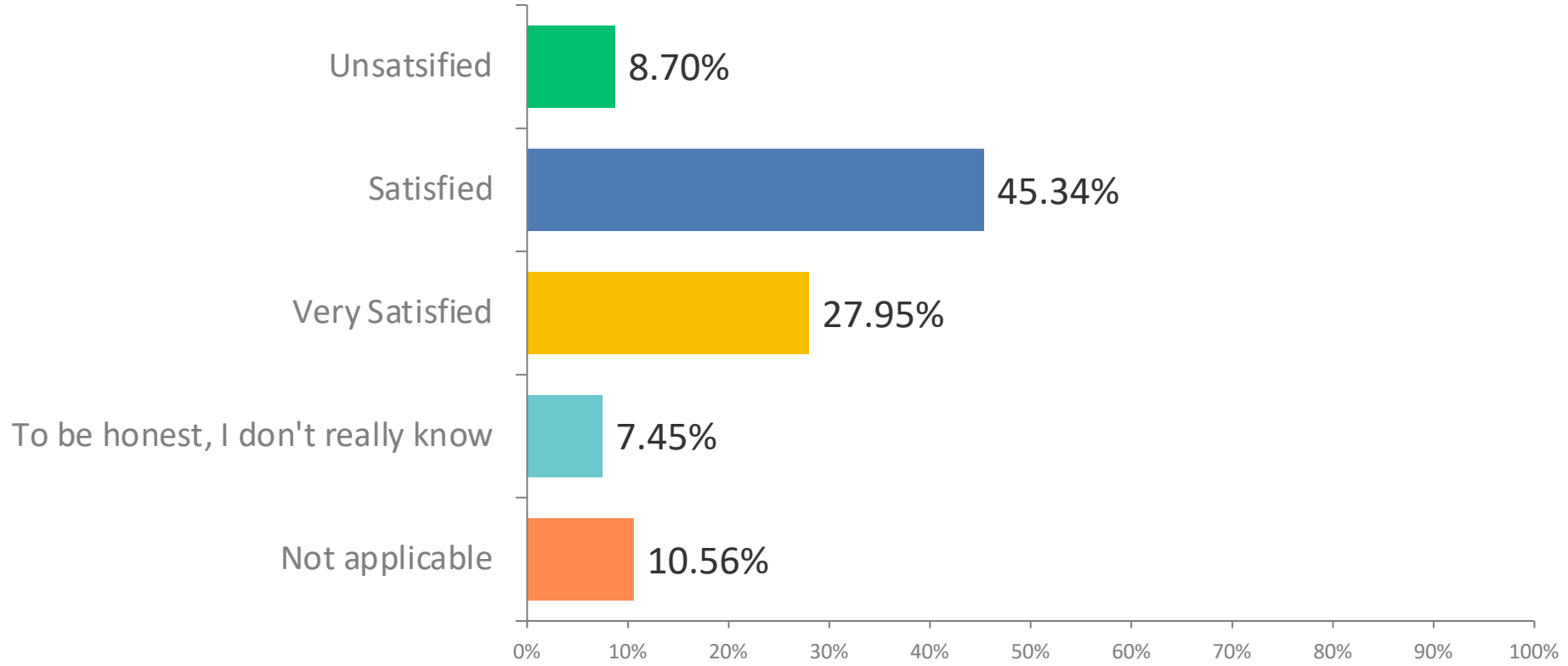
**Q27: During this academic year, does your student participate in organized afterschool athletic activities of some sort? Please select all that apply. Note that we are not referring to subject-based camps that occur during summer or vacation breaks.**

Answered: 161 Skipped: 26

ANSWER CHOICES	RESPONSES	
No, not at all, no interest	4.97%	8
No, not at all, logistics are too challenging	4.35%	7
No, not at all, too expensive	1.86%	3
Yes, through school-sponsored programs	7.45%	12
Yes, through the town's Parks & Recreation	60.25%	97
Yes, through a private organization	67.70%	109
Yes, through other methods	9.32%	15
Yes, but in an unorganized way	3.73%	6
TOTAL		257

# Q29: Generally during this academic year, how satisfied are you with your student's experiences for afterschool athletic activities?

Answered: 161 Skipped: 26



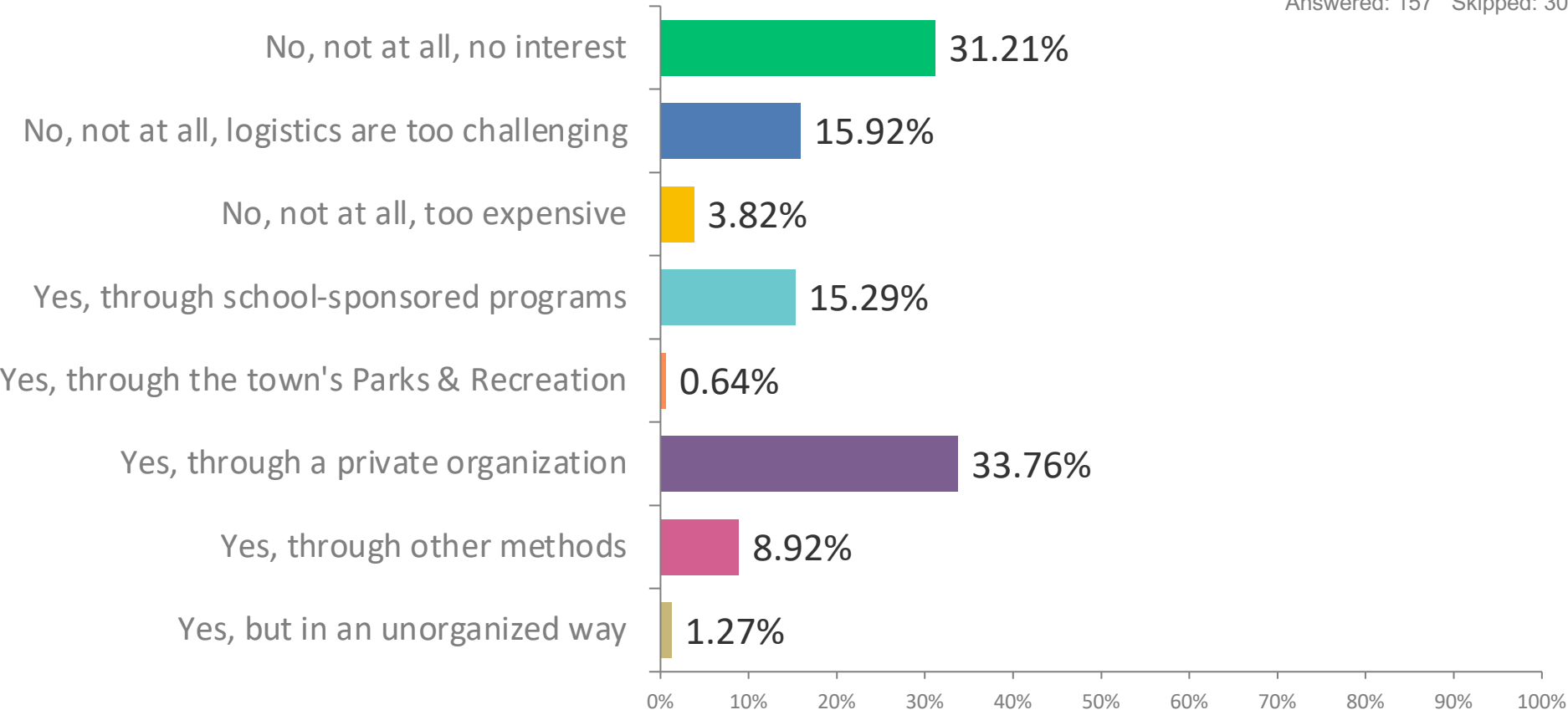
# Q29: Generally during this academic year, how satisfied are you with your student's experiences for afterschool athletic activities?

Answered: 161 Skipped: 26

ANSWER CHOICES	RESPONSES	
Unsatisfied	8.70%	14
Satisfied	45.34%	73
Very Satisfied	27.95%	45
To be honest, I don't really know	7.45%	12
Not applicable	10.56%	17
<b>TOTAL</b>		<b>161</b>

**Q31: During this academic year, does your student participate in organized performing arts activities, such as music and plays, of some sort? Please select all that apply. Note that we are not referring to subject-based camps that occur only during summer or vacation breaks.**

Answered: 157 Skipped: 30



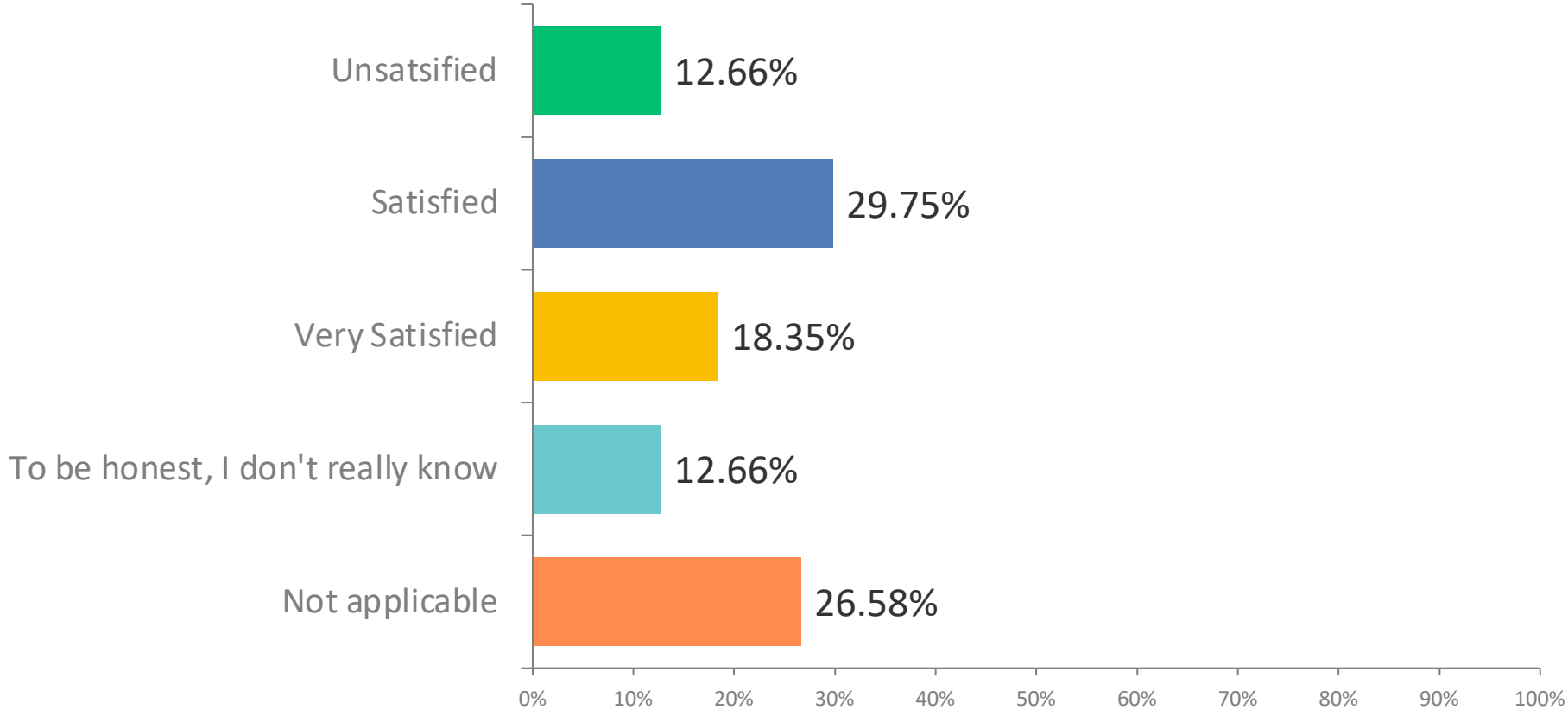
**Q31: During this academic year, does your student participate in organized performing arts activities, such as music and plays, of some sort? Please select all that apply. Note that we are not referring to subject-based camps that occur only during summer or vacation breaks.**

Answered: 157 Skipped: 30

ANSWER CHOICES	RESPONSES	
No, not at all, no interest	31.21%	49
No, not at all, logistics are too challenging	15.92%	25
No, not at all, too expensive	3.82%	6
Yes, through school-sponsored programs	15.29%	24
Yes, through the town's Parks & Recreation	0.64%	1
Yes, through a private organization	33.76%	53
Yes, through other methods	8.92%	14
Yes, but in an unorganized way	1.27%	2
TOTAL	174	

# Q33: Generally during this academic year, how satisfied are you with your student's experiences for performing arts activities?

Answered: 158 Skipped: 29



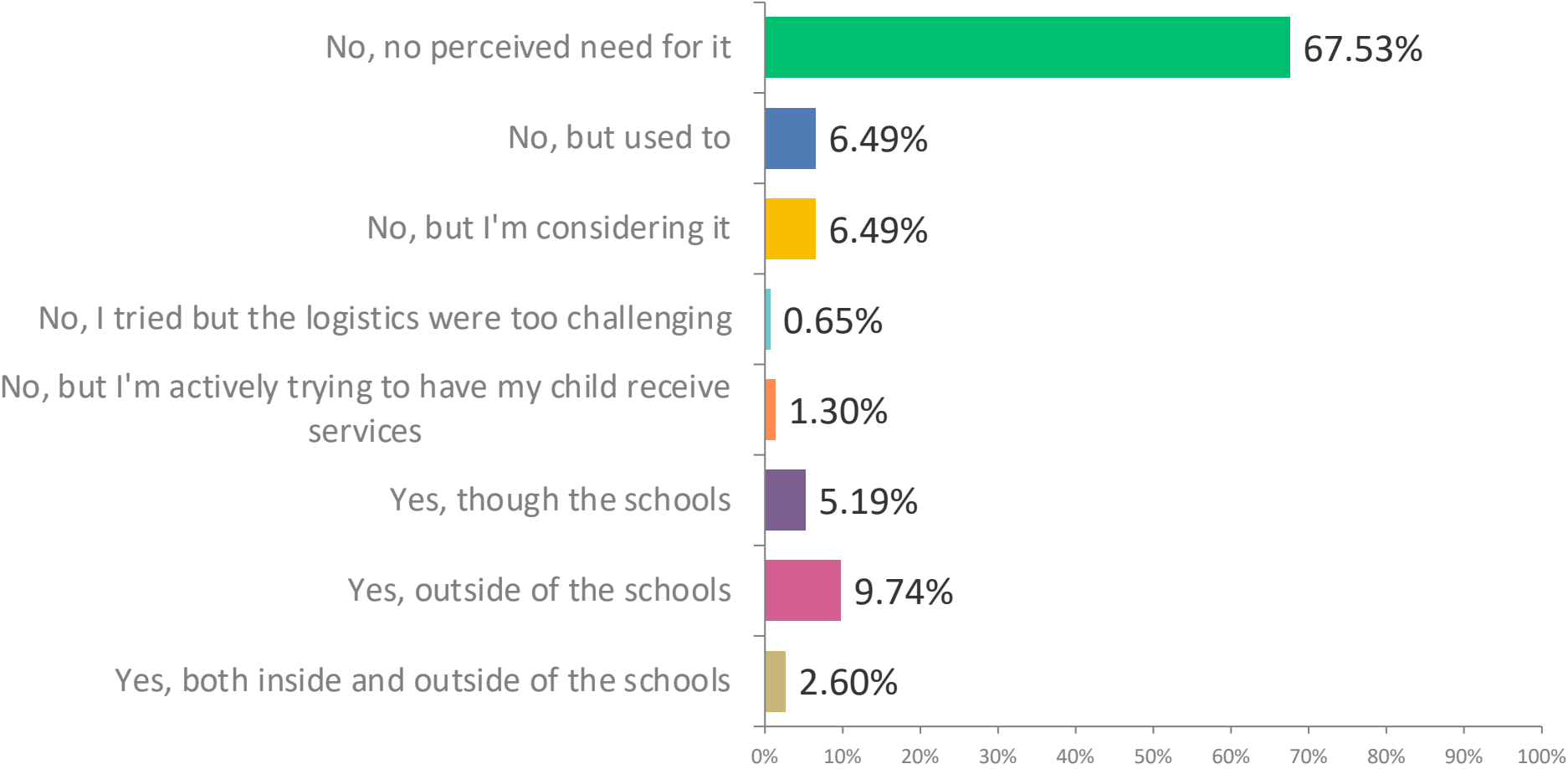
### Q33: Generally during this academic year, how satisfied are you with your student's experiences for performing arts activities?

Answered: 158 Skipped: 29

ANSWER CHOICES	RESPONSES	
Unsatisfied	12.66%	20
Satisfied	29.75%	47
Very Satisfied	18.35%	29
To be honest, I don't really know	12.66%	20
Not applicable	26.58%	42
TOTAL		158

# Q35: Does your student currently receive mental health and/or behavioral health services?

Answered: 154 Skipped: 33



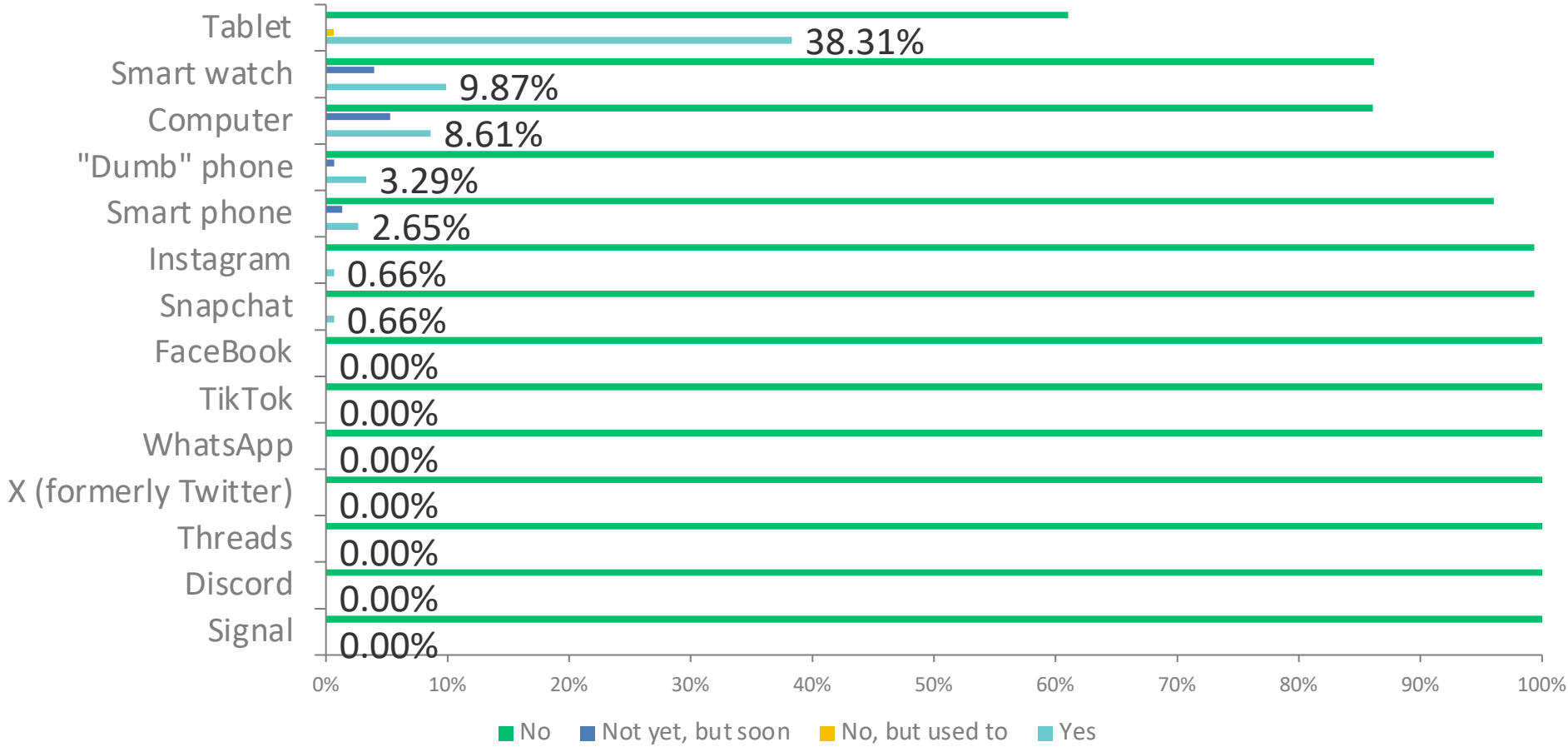
# Q35: Does your student currently receive mental health and/or behavioral health services?

Answered: 154 Skipped: 33

ANSWER CHOICES	RESPONSES	
No, no perceived need for it	67.53%	104
No, but used to	6.49%	10
No, but I'm considering it	6.49%	10
No, I tried but the logistics were too challenging	0.65%	1
No, but I'm actively trying to have my child receive services	1.30%	2
Yes, though the schools	5.19%	8
Yes, outside of the schools	9.74%	15
Yes, both inside and outside of the schools	2.60%	4
TOTAL		154

# Q37: To your knowledge, does your student have any of the following devices or social media accounts for their own specific, individual, use?

Answered: 154 Skipped: 33



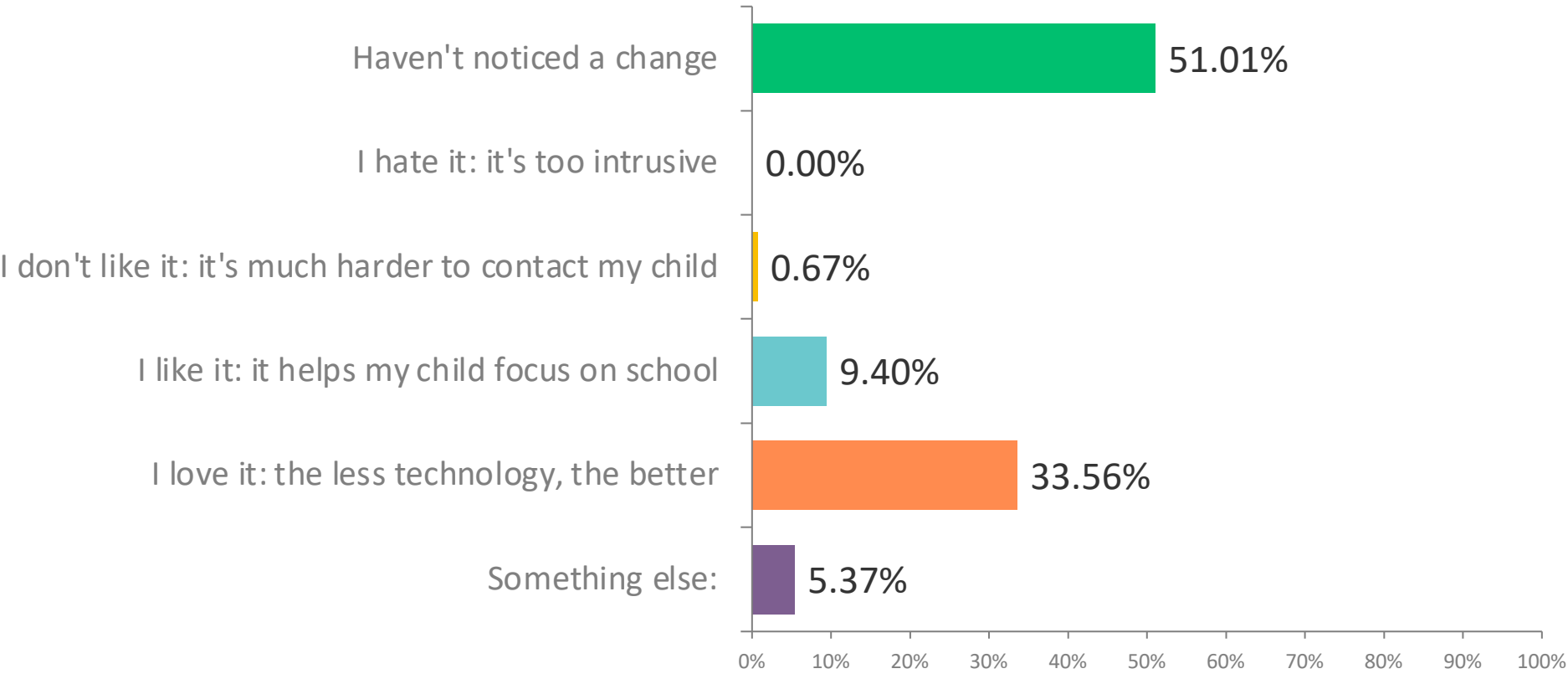
# Q37: To your knowledge, does your student have any of the following devices or social media accounts for their own specific, individual, use?

Answered: 154 Skipped: 33

	NO	NOT YET, BUT SOON	NO, BUT USED TO	YES	TOTAL
Tablet	61.04%	0.00%	0.65%	38.31%	154
Smart watch	86.18%	3.95%	0.00%	9.87%	152
Computer	86.09%	5.30%	0.00%	8.61%	151
“Dumb” phone	96.05%	0.66%	0.00%	3.29%	152
Smart phone	96.03%	1.32%	0.00%	2.65%	151
Instagram	99.34%	0.00%	0.00%	0.66%	152
Snapchat	99.34%	0.00%	0.00%	0.66%	152
Discord	100.00%	0.00%	0.00%	0.00%	152
FaceBook	100.00%	0.00%	0.00%	0.00%	152
Signal	100.00%	0.00%	0.00%	0.00%	151
Threads	100.00%	0.00%	0.00%	0.00%	152
TikTok	100.00%	0.00%	0.00%	0.00%	152
WhatsApp	100.00%	0.00%	0.00%	0.00%	152
X (formerly Twitter)	100.00%	0.00%	0.00%	0.00%	152

**Q39: In this 2025-2026 academic year, New Hampshire and Vermont laws went into effect that generally banned individual smart devices "bell to bell" within the schools. The district's policies were updated to reflect this legal change in late 2025. Have you noticed an impact of this policy and legal change on your student and family?**

Answered: 149 Skipped: 38



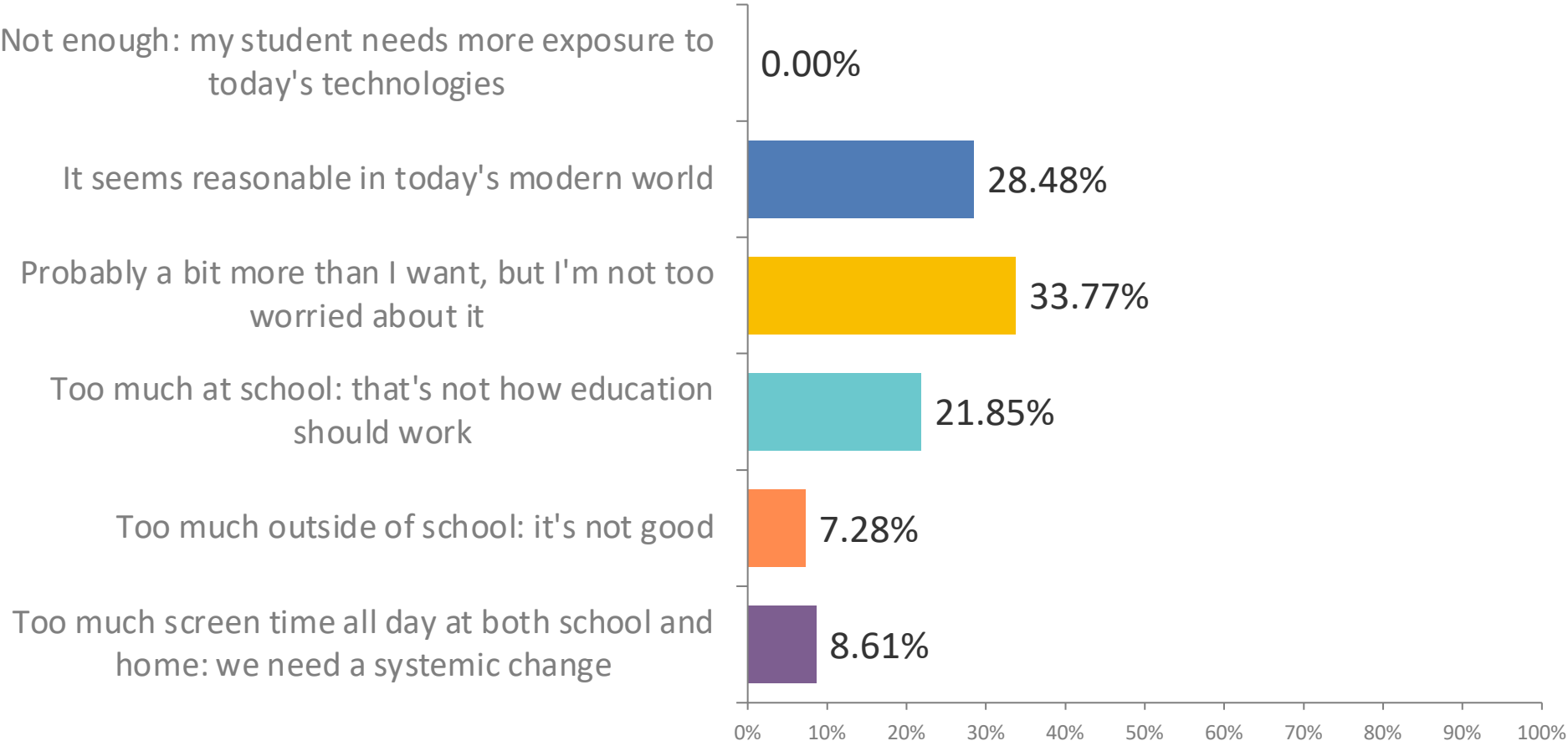
**Q39: In this 2025-2026 academic year, New Hampshire and Vermont laws went into effect that generally banned individual smart devices "bell to bell" within the schools. The district's policies were updated to reflect this legal change in late 2025. Have you noticed an impact of this policy and legal change on your student and family?**

Answered: 149 Skipped: 38

ANSWER CHOICES	RESPONSES	
Haven't noticed a change	51.01%	76
I hate it: it's too intrusive	0.00%	0
I don't like it: it's much harder to contact my child	0.67%	1
I like it: it helps my child focus on school	9.40%	14
I love it: the less technology, the better	33.56%	50
Something else:	5.37%	8
TOTAL	149	

# Q41: Generally, what are your thoughts on your student's daily time in front of screens, such as computers, phones, and televisions?

Answered: 151 Skipped: 36



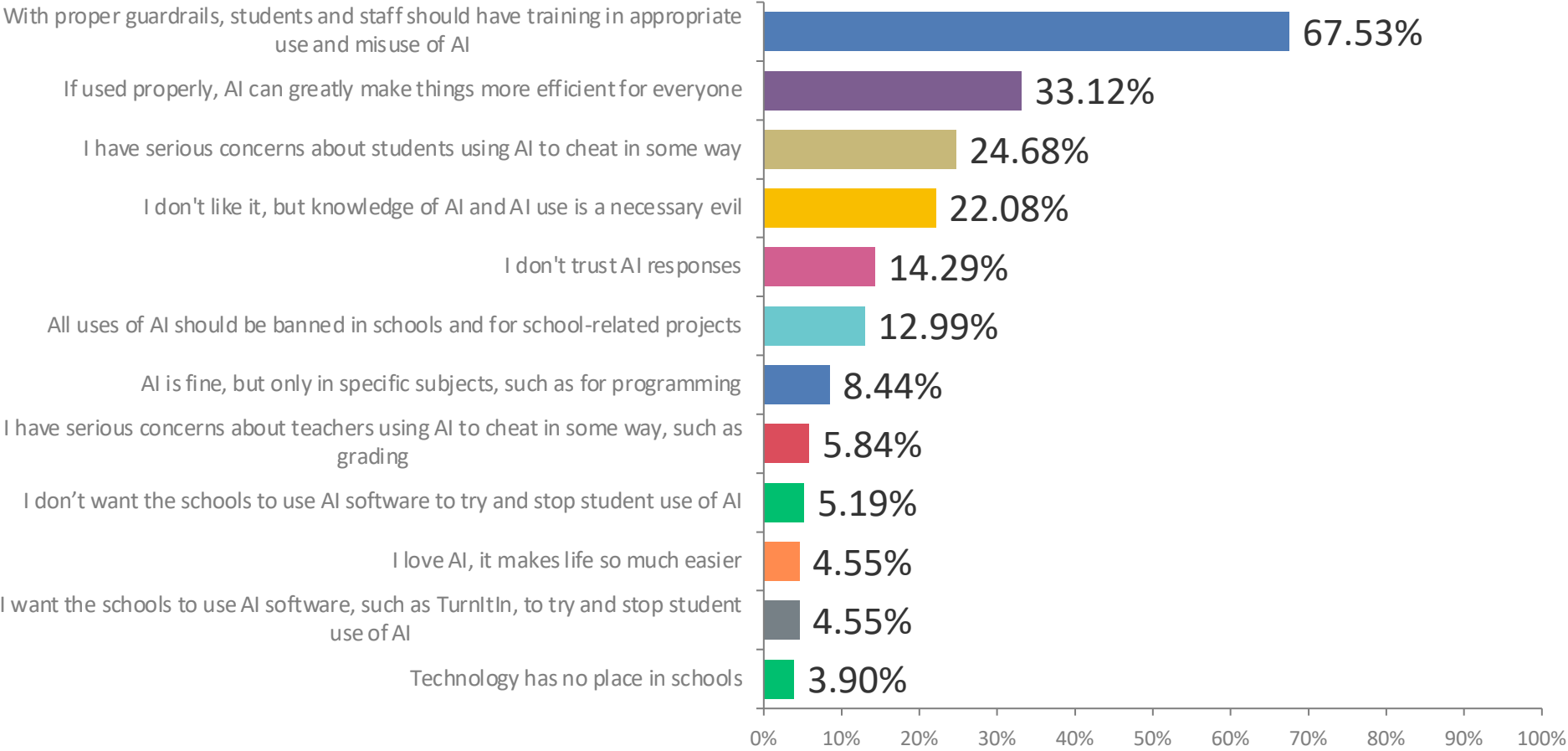
## Q41: Generally, what are your thoughts on your student's daily time in front of screens, such as computers, phones, and televisions?

Answered: 151 Skipped: 36

ANSWER CHOICES	RESPONSES	
Not enough: my student needs more exposure to today's technologies	0.00%	0
It seems reasonable in today's modern world	28.48%	43
Probably a bit more than I want, but I'm not too worried about it	33.77%	51
Too much at school: that's not how education should work	21.85%	33
Too much outside of school: it's not good	7.28%	11
Too much screen time all day at both school and home: we need a systemic change	8.61%	13
TOTAL		151

# Q43: What are your thoughts on AI (artificial intelligence) technologies, such as ChatGPT, for use in school or for school projects? Please select up to 3 of the most important choices below for you.

Answered: 154 Skipped: 33



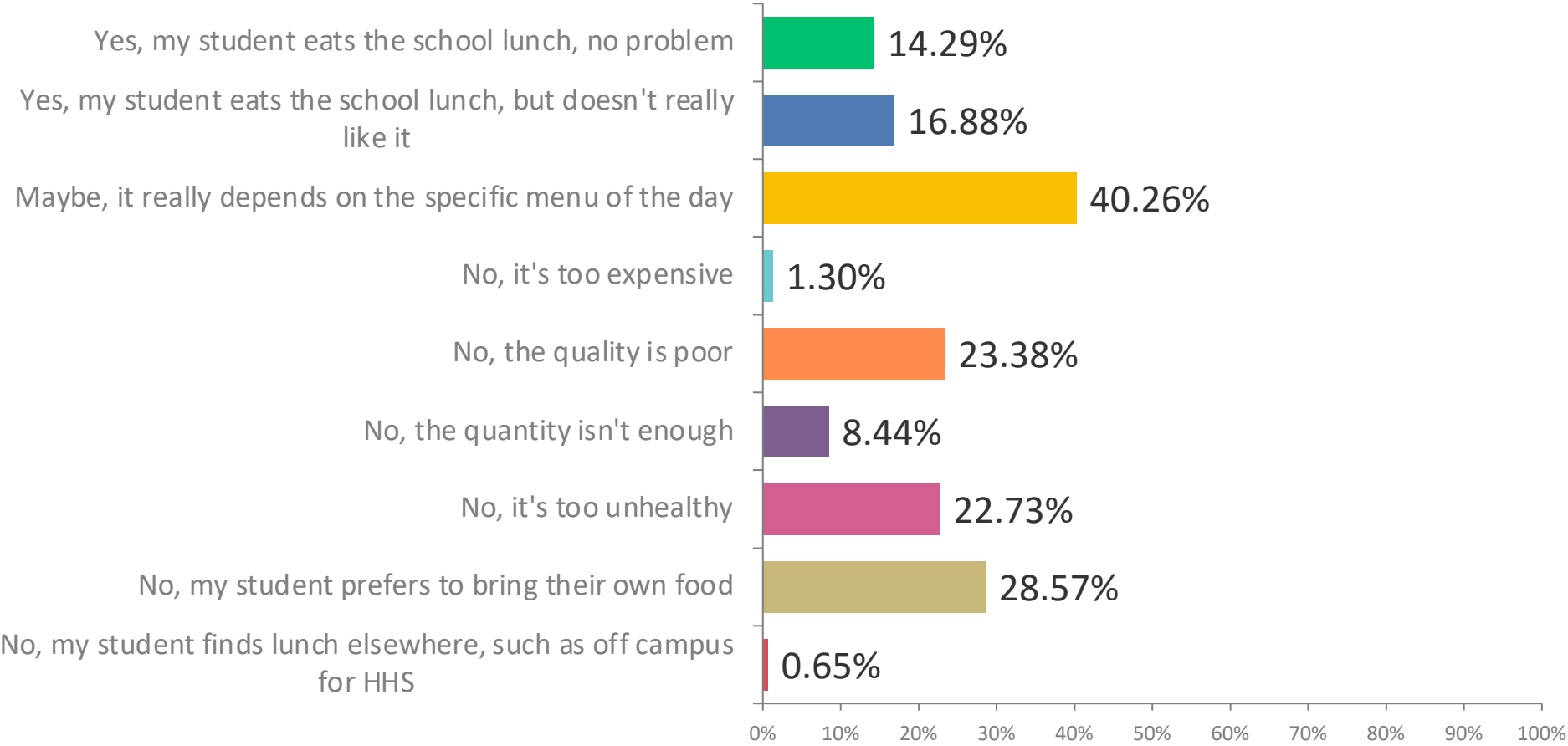
**Q43: What are your thoughts on AI (artificial intelligence) technologies, such as ChatGPT, for use in school or for school projects? Please select up to 3 of the most important choices below for you.**

Answered: 154 Skipped: 33

ANSWER CHOICES	RESPONSES	
With proper guardrails, students and staff should have training in appropriate use and misuse of AI	67.53%	104
If used properly, AI can greatly make things more efficient for everyone	33.12%	51
I have serious concerns about students using AI to cheat in some way	24.68%	38
I don't like it, but knowledge of AI and AI use is necessary evil	22.08%	34
I don't trust AI responses	14.29%	22
All uses of AI should be banned in schools and for school-related projects	12.99%	20
AI is fine, but only in specific subjects, such as for programming	8.44%	13
I have serious concerns about teachers using AI to cheat in some way, such as grading	5.84%	9
I don't want the schools to use AI software to try and stop student use of AI	5.19%	8
I love AI, it makes life so much easier	4.55%	7
I want the schools to use AI software, such as TurnItIn, to try and stop student use of AI	4.55%	7
Technology has no place in schools	3.90%	6

**Q45: We have heard numerous comments this year about the lunch programs across each of the four schools. Please let us know how you typically handle lunch for your student. Please select all that apply.**

Answered: 154 Skipped: 33



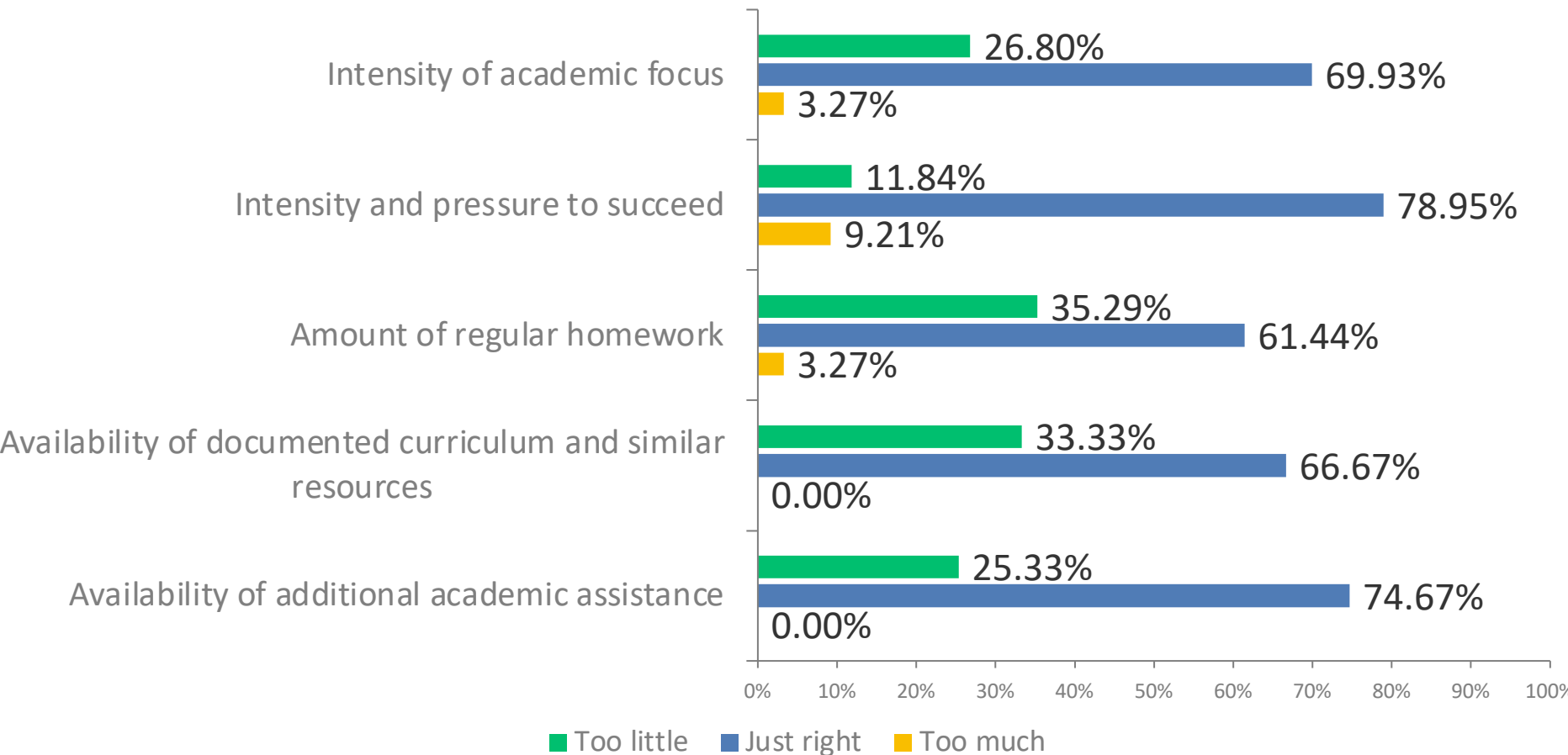
**Q45: We have heard numerous comments this year about the lunch programs across each of the four schools. Please let us know how you typically handle lunch for your student. Please select all that apply.**

Answered: 154 Skipped: 33

ANSWER CHOICES	RESPONSES	
Yes, my student eats the school lunch, no problem	14.29%	22
Yes, my student eats the school lunch, but doesn't really like it	16.88%	26
Maybe, it really depends on the specific menu of the day	40.26%	62
No, it's too expensive	1.30%	2
No, the quality is poor	23.38%	36
No, the quantity isn't enough	8.44%	13
No, it's too unhealthy	22.73%	35
No, my student prefers to bring their own food	28.57%	44
No, my student finds lunch elsewhere, such as off campus for HHS	0.65%	1
TOTAL		241

# Q47: Please assess these aspects of our schools:

Answered: 153 Skipped: 34



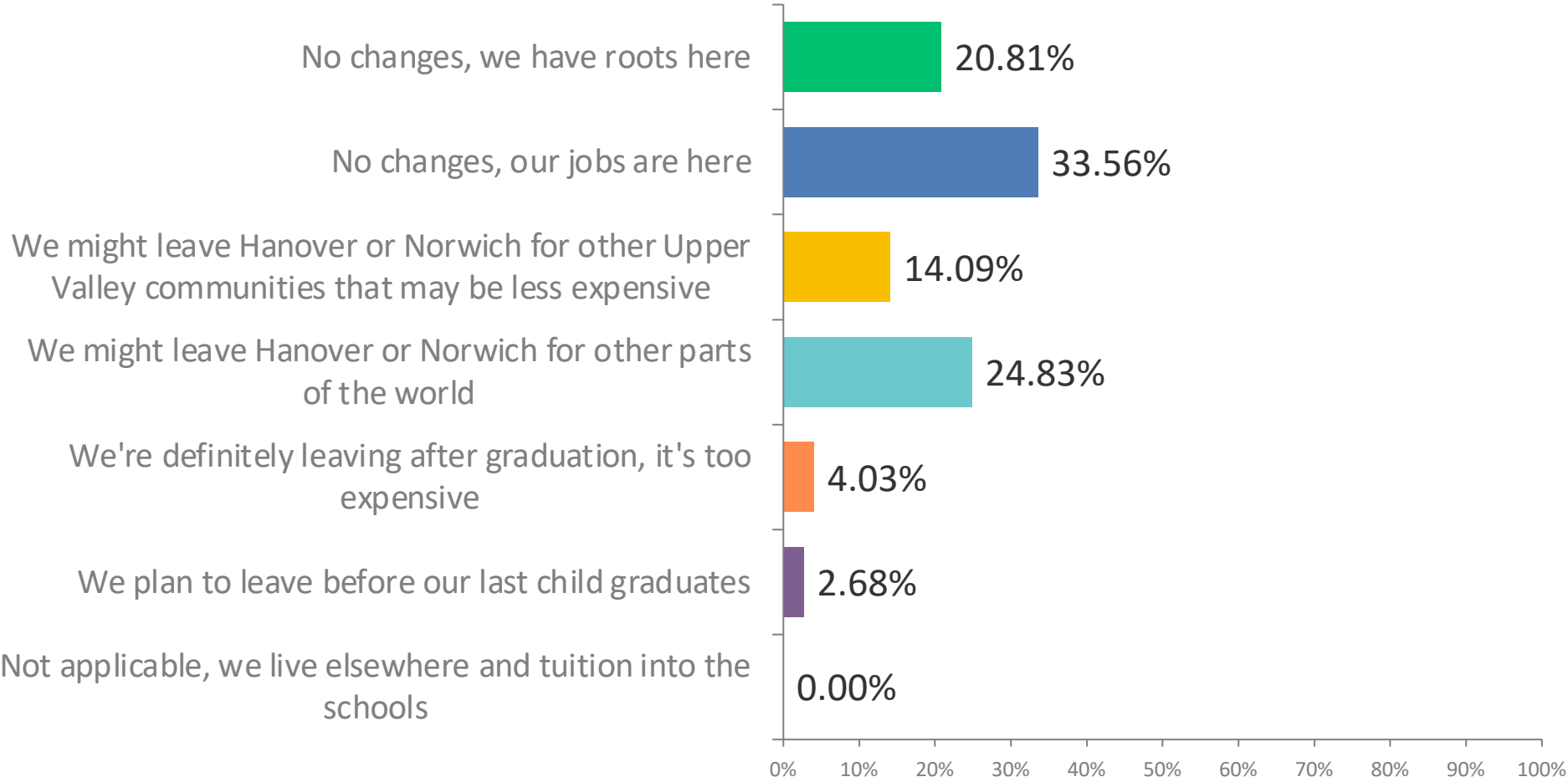
## Q47: Please assess these aspects of our schools:

Answered: 153 Skipped: 34

	TOO LITTLE	JUST RIGHT	TOO MUCH	TOTAL
Intensity of academic focus	26.80% 41	<b>69.93%</b> 107	3.27% 5	153
Intensity and pressure to succeed	11.84% 18	<b>78.95%</b> 120	9.21% 14	152
Amount of regular homework	35.29% 54	<b>61.44%</b> 94	3.27% 5	153
Availability of documented curriculum and similar resources	33.33% 51	<b>66.67%</b> 102	0.00% 0	153
Availability of additional academic assistance	25.33% 38	<b>74.67%</b> 112	0.00% 0	150

# Q49: When your last student graduates from high school, do you anticipate any changes for living in Hanover or Norwich?

Answered: 149 Skipped: 38



## Q49: When your last student graduates from high school, do you anticipate any changes for living in Hanover or Norwich?

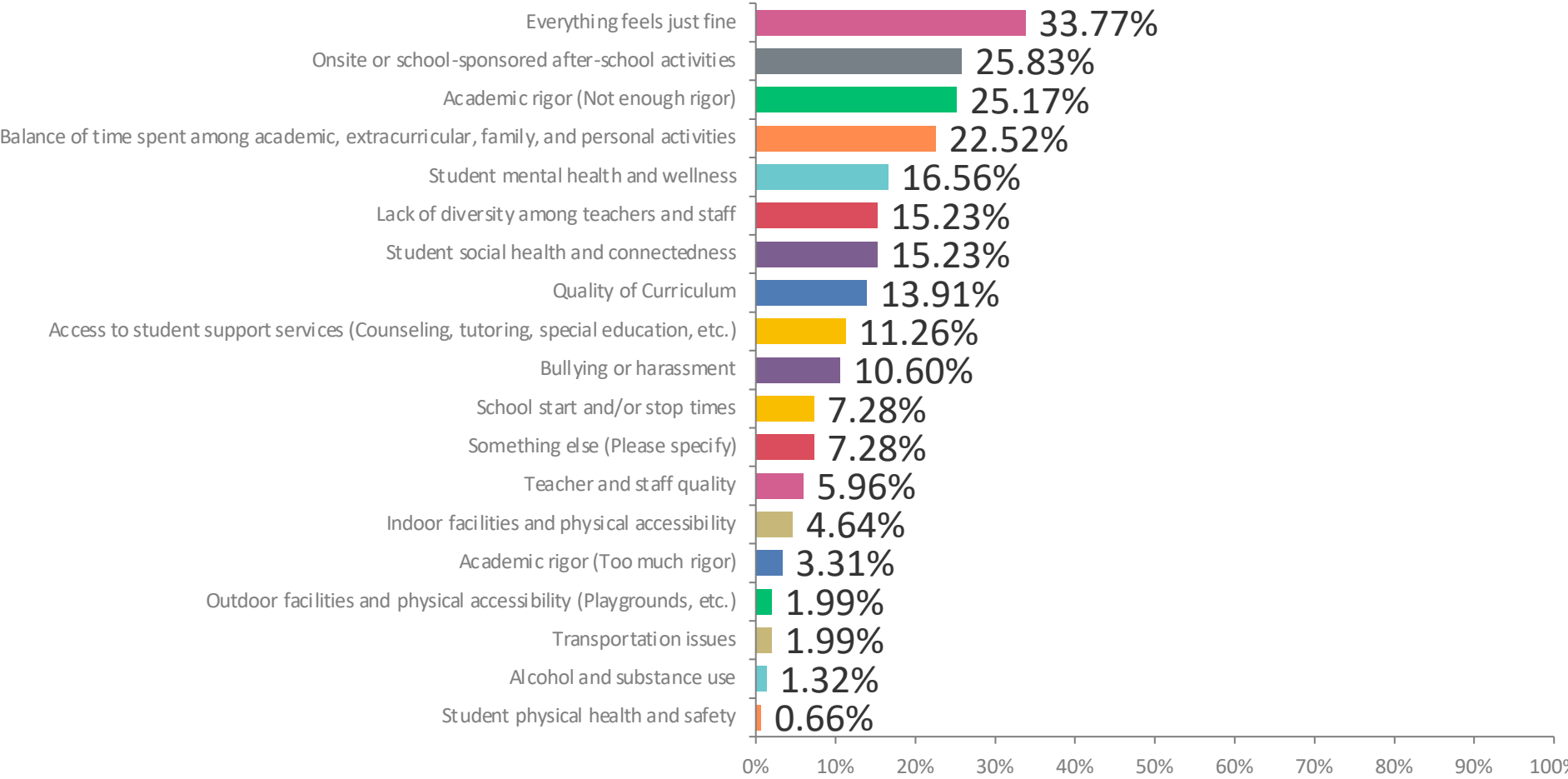
Answered: 149 Skipped: 38

ANSWER CHOICES	RESPONSES	
No changes, we have roots here	20.81%	31
No changes, our jobs are here	33.56%	50
We might leave Hanover or Norwich for other Upper Valley communities that may be less expensive	14.09%	21
We might leave Hanover or Norwich for other parts of the world	24.83%	37
We're definitely leaving after graduation, it's too expensive	4.03%	6
We plan to leave before our last child graduates	2.68%	4
Not applicable, we live elsewhere and tuition into the schools	0.00%	0
TOTAL		149

# Q51: What are the biggest current challenges adversely affecting quality of life in our SAU

70 schools? Please choose up to 3 of the most important answers for you.

Answered: 151 Skipped: 36



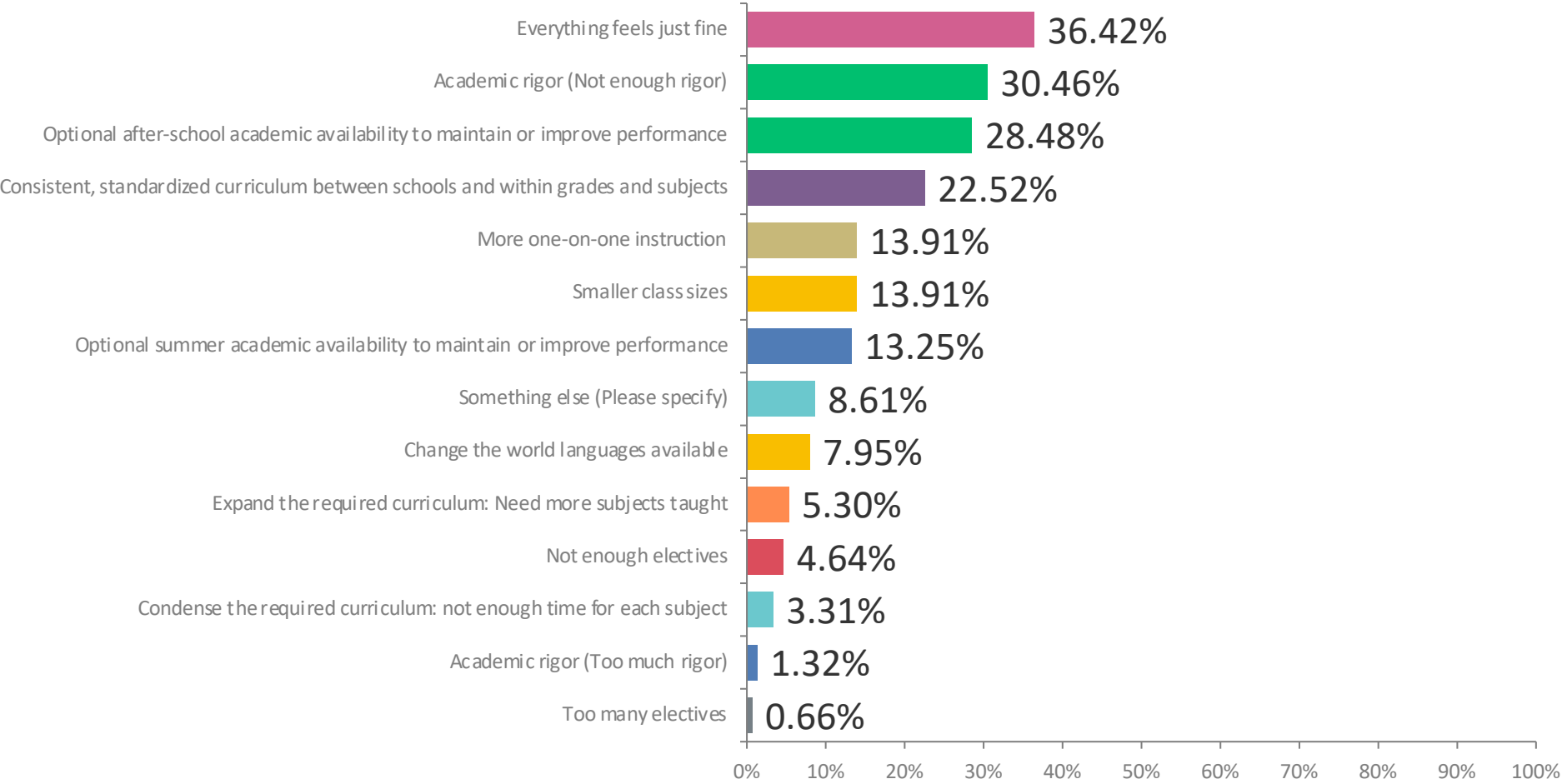
# Q51: What are the biggest current challenges adversely affecting quality of life in our SAU 70 schools? Please choose up to 3 of the most important answers for you.

Answered: 151 Skipped: 36

ANSWER CHOICES	RESPONSES	
Everything feels just fine	33.77%	51
Onsite or school-sponsored after-school activities	25.83%	39
Academic rigor (Not enough rigor)	25.17%	38
Balance of time spent among academic, extracurricular, family, and personal activities	22.52%	34
Student mental health and wellness	16.56%	25
Lack of diversity among teachers and staff	15.23%	23
Student social health and connectedness	15.23%	23
Quality of curriculum	13.91%	21
Access to student support services (Counseling, tutoring, special education, etc.)	11.26%	17
Bullying or harassment	10.60%	16
School start and/or stop times	7.28%	11
Something else (Please specify)	7.28%	11
Teacher and staff quality	5.96%	9
Indoor facilities and physical accessibility	4.64%	7
Academic rigor (Too much rigor)	3.31%	5
Outdoor facilities and physical accessibility (Playgrounds, etc.)	1.99%	3
Transportation issues	1.99%	3
Alcohol and substance use	1.32%	2
Student physical health and safety	0.66%	1

# Q53: What are the most pressing academic needs within our schools? Please choose up to 3 of the most important answers for you.

Answered: 151 Skipped: 36



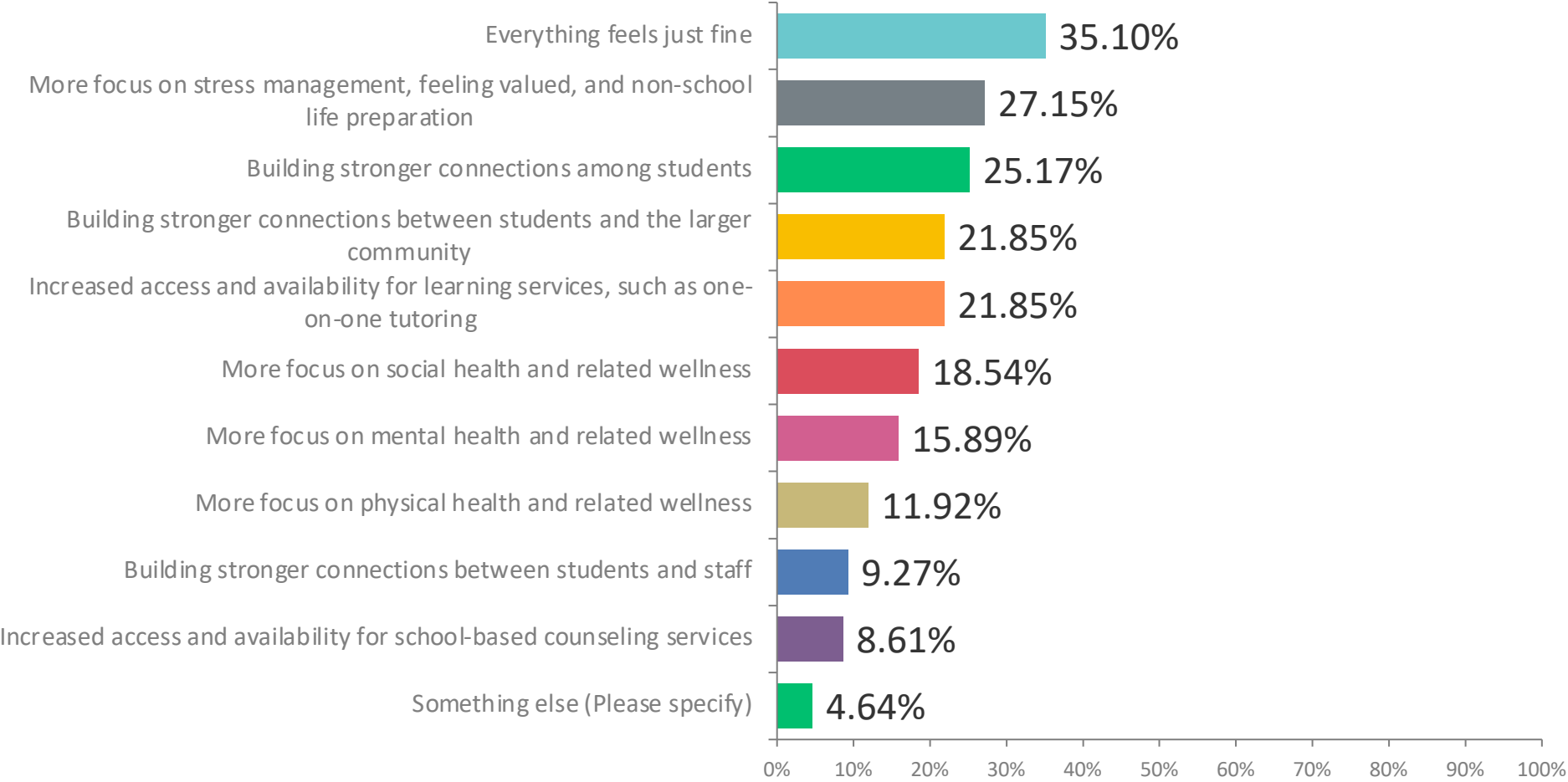
**Q53: What are the most pressing academic needs within our schools? Please choose up to 3 of the most important answers for you.**

Answered: 151 Skipped: 36

ANSWER CHOICES	RESPONSES	
Everything feels just fine	36.42%	55
Academic rigor (Not enough rigor)	30.46%	46
Optional after-school academic availability to maintain or improve performance	28.48%	43
Consistent, standardized curriculum between schools and within grades and subjects	22.52%	34
More one-on-one instruction	13.91%	21
Smaller class sizes	13.91%	21
Optional summer academic availability to maintain or improve performance	13.25%	20
Something else (Please specify)	8.61%	13
Change the world languages available	7.95%	12
Expand the required curriculum: Need more subjects taught	5.30%	8
Not enough electives	4.64%	7
Condense the required curriculum: not enough time for each subject	3.31%	5
Academic rigor (Too much rigor)	1.32%	2
Too many electives	0.66%	1

# Q55: What are the most pressing student support and service needs within our schools? Please choose up to 3 of the most important answers for you below.

Answered: 151 Skipped: 36



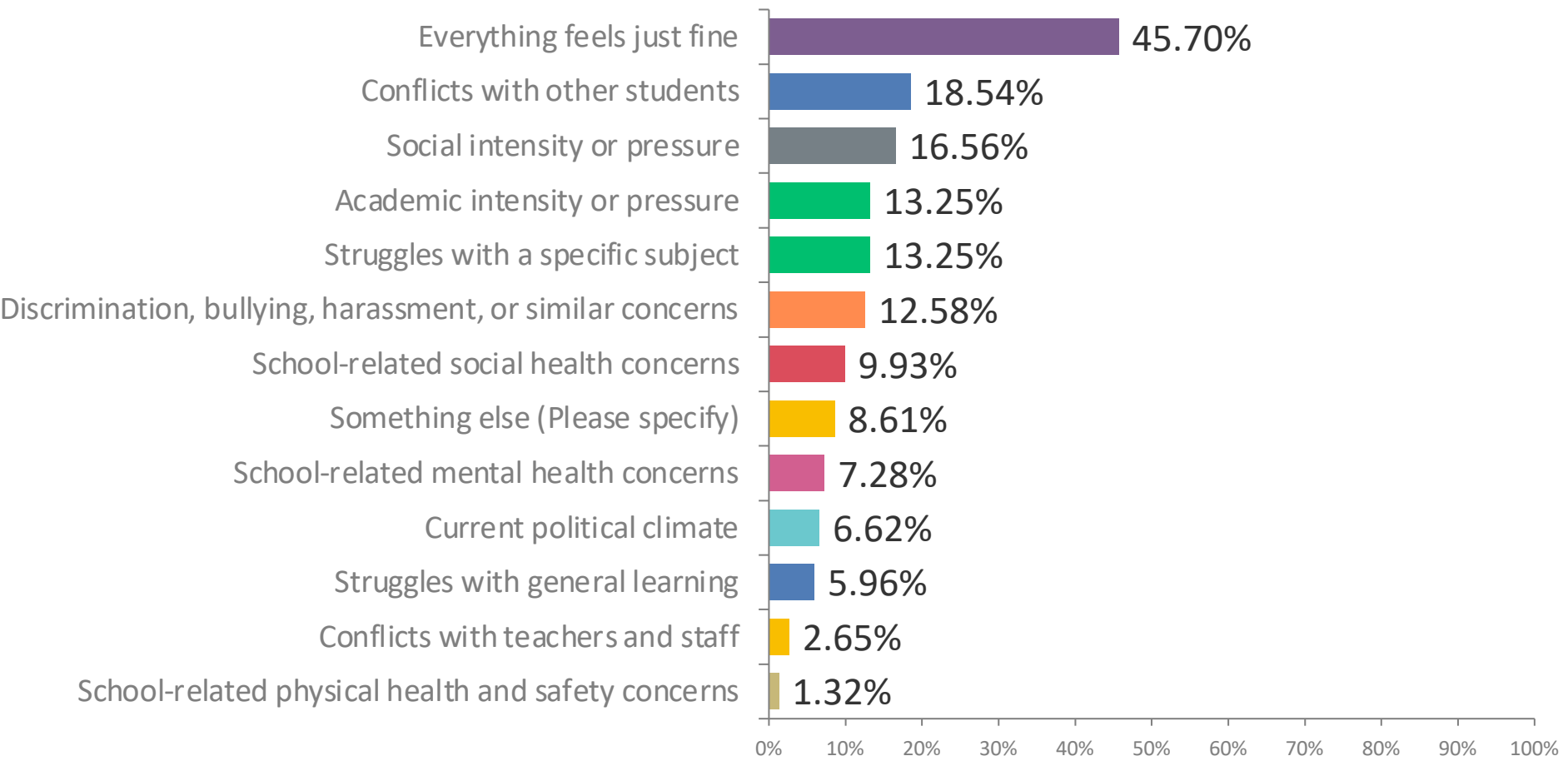
**Q55: What are the most pressing student support and service needs within our schools?  
Please choose up to 3 of the most important answers for you below.**

Answered: 151 Skipped: 36

ANSWER CHOICES	RESPONSES	
Everything feels just fine	35.10%	53
More focus on stress management, feeling valued, and non-school life preparation	27.15%	41
Building stronger connections among students	25.17%	38
Building stronger connections between students and the larger community	21.85%	33
Increased access and availability for learning services, such as one-on-one tutoring	21.85%	33
More focus on social health and related wellness	18.54%	28
More focus on mental health and related wellness	15.89%	24
More focus on physical health and related wellness	11.92%	18
Building stronger connections between students and staff	9.27%	14
Increased access and availability for school-based counseling services	8.61%	13
Something else (Please specify)	4.64%	7

# Q57: What are the most pressing concerns for your specific student during the school day? Please choose up to 3 of the most important responses to you below.

Answered: 151 Skipped: 36

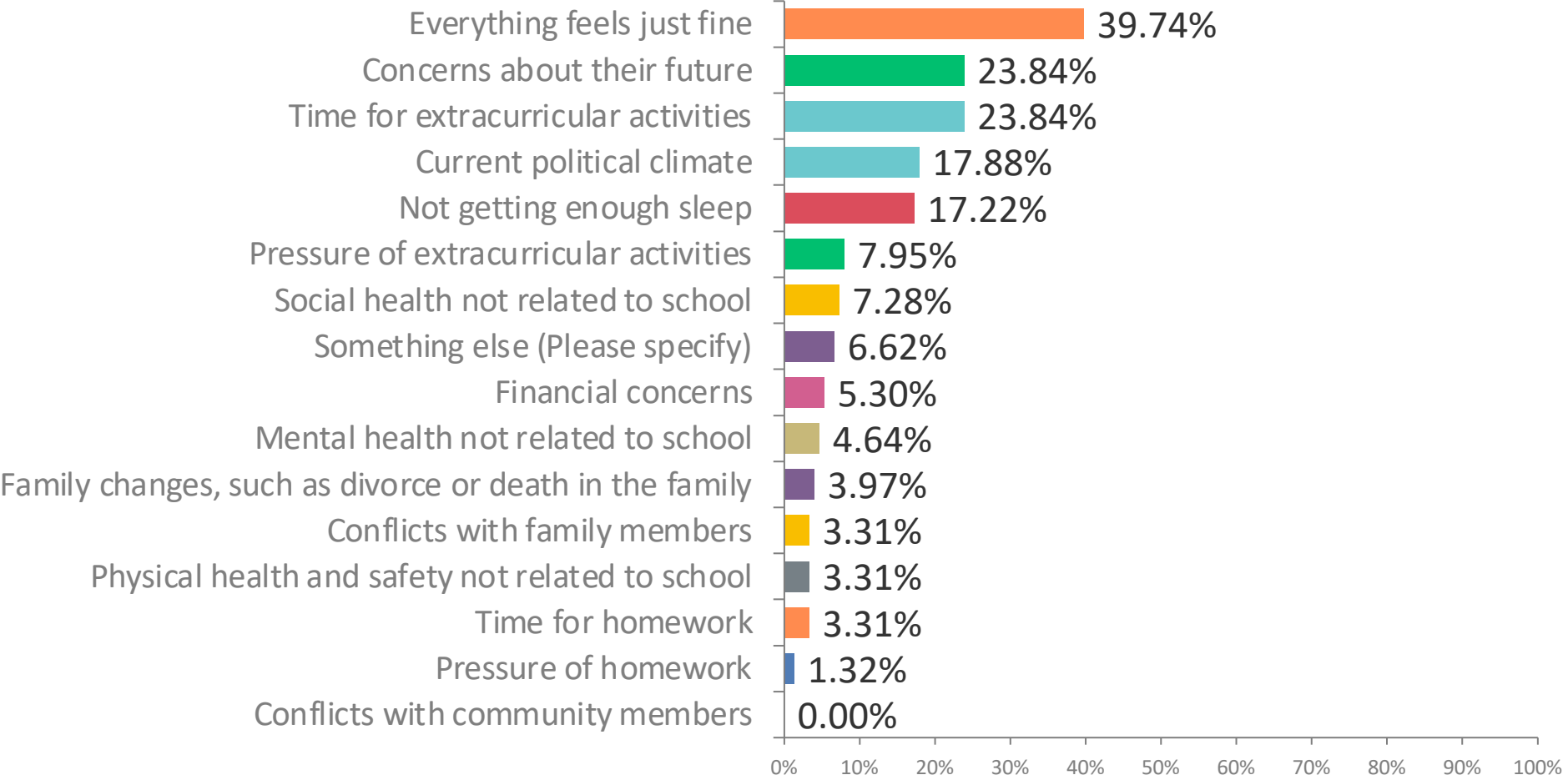


**Q57: What are the most pressing concerns for your specific student during the school day?  
Please choose up to 3 of the most important responses to you below.**

Answered: 151 Skipped: 36

ANSWER CHOICES	RESPONSES	
Everything feels just fine	45.70%	69
Conflicts with other students	18.54%	28
Social intensity or pressure	16.56%	25
Academic intensity or pressure	13.25%	20
Struggles with a specific subject	13.25%	20
Discrimination, bullying, harassment, or similar concerns	12.58%	19
School-related social health concerns	9.93%	15
Something else (Please specify)	8.61%	13
School-related mental health concerns	7.28%	11
Current political climate	6.62%	10
Struggles with general learning	5.96%	9
Conflicts with teachers and staff	2.65%	4
School-related physical health and safety concerns	1.32%	2

**Q59: What are the most pressing concerns for your specific student outside of the school day? Please choose up to 3 of the most important answers below for you.** Answered: 151 Skipped: 36



**Q59: What are the most pressing concerns for your specific student outside of the school day? Please choose up to 3 of the most important answers below for you.** Answered: 151 Skipped: 36

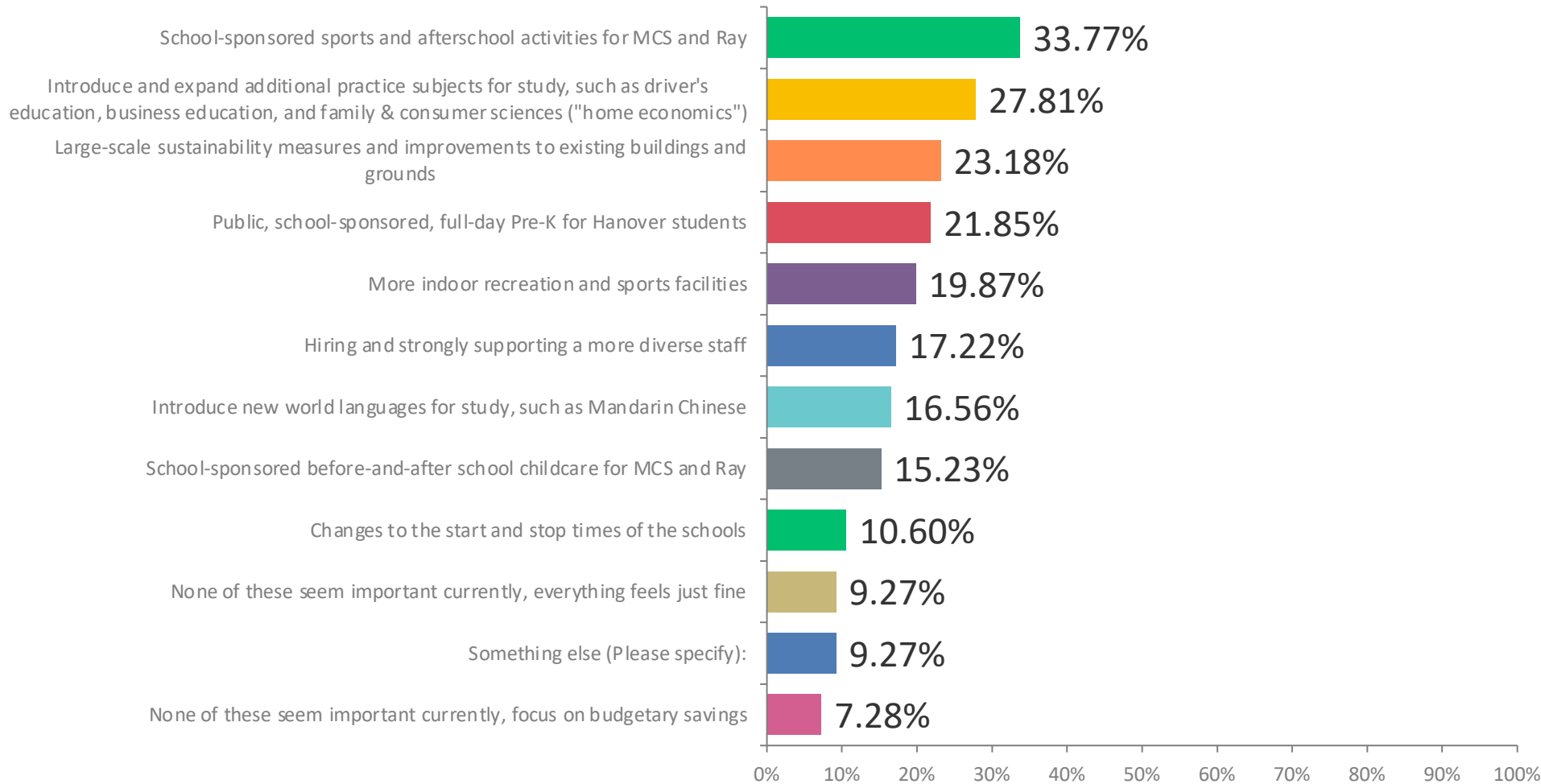
ANSWER CHOICES	RESPONSES	
Everything feels just fine	39.74%	60
Concerns about their future	23.84%	36
Time for extracurricular activities	23.84%	36
Current political climate	17.88%	27
Not getting enough sleep	17.22%	26
Pressure of extracurricular activities	7.95%	12
Social health not related to school	7.28%	11
Something else (Please specify)	6.62%	10
Financial concerns	5.30%	8
Mental health not related to school	4.64%	7
Family changes, such as divorce or death in the family	3.97%	6
Conflicts with family members	3.31%	5
Physical health and safety not related to school	3.31%	5
Time for homework	3.31%	5
Pressure of homework	1.32%	2
Conflicts with community members	0.00%	0

**Q61: In recent years, the schools have undertaken several large-scale initiatives, such as introducing Pre-K at MCS, afterschool athletics at Richmond, district-wide Strategic Planning and Climate Action Plans, a new septic system and playground at MCS, new and renovated track and baseball fields for HHS, curriculum program adoptions at MCS and Ray, and ongoing curriculum documentation and standardization. Within the next 5 years, which new large-scale initiatives are the most important for you? Please choose up to 3 of the most important answers for you below.**

Answered: 151 Skipped: 36

Answers on following slide

## Q61: 5-Year Initiatives



## Q61: 5-Year Initiatives

ANSWER CHOICES	RESPONSES	
School-sponsored sports and afterschool activities for MCS and Ray	33.77%	51
Introduce and expand additional practice subjects for study, such as driver's education, business education, and family & consumer sciences ("home economics")	27.81%	42
Large-scale sustainability measures and improvements to existing buildings and grounds	23.18%	35
Public, school-sponsored, full-day Pre-K for Hanover students	21.85%	33
More indoor recreation and sports facilities	19.87%	30
Hiring and strongly supporting a more diverse staff	17.22%	26
Introduce new world languages for study, such as Mandarin Chinese	16.56%	25
School-sponsored before-and-after school childcare for MCS and Ray	15.23%	23
Changes to the start and stop times of the schools	10.60%	16
None of these seem important currently, everything feels just fine	9.27%	14
Something else (Please specify):	9.27%	14
None of these seem important currently, focus on budgetary savings	7.28%	11