

SAU70 Annual Survey 2026: HHS

May 2026

2026 SAU70 Annual Survey: HHS only: 232 responses (+15.4%)

- April-May 2026 survey sent out to SAU70 parents/guardians
- Open from 4/29/25 until 5/15/25 with multiple reminders from Superintendent
- 64-Item survey: Results presented in both graph and table formats
- School-specific findings will be presented separately for each school
- Total SAU responses: 688. Total HHS responses: 232. All-SAU and other school responses available elsewhere
- Parents asked to complete survey once for each child
- Items included 30 free-text response questions and the ability to give free-text “something else” answers for 9 questions; see next slide for summary
- Redacted (to eliminate potentially identifiable information) free-text responses will be available separately; 61-page PDF
 - Free-text responses similar to “no”, “NA”, etc. were removed; “Specific Responses” remain
- By comparison:
 - 2022 SAU70 Strategic Planning Survey: 503 responses. HHS: 154
 - 2023 SAU70 Cost Survey: 556 responses: HHS: 252 (+63.6%)
 - 2025 SAU70 Annual Survey: 592 responses: HHS: 201 (-16.7%)

**HHS
Survey
Count:
232**

**Free-
Text
Counts
→**

	Question	Subject	Responses	Specific	HHS
	08	Events and Schedule	109	104	28
	10	School Quality for Towns	75	72	19
	12	Financially Challenging	97	95	23
	14	Satisfaction, General	139	136	34
	16	Satisfaction, Personnel	106	103	27
	18	Satisfaction, Subjects	164	161	34
	20	Alternative Education	111	108	27
	22	Tutoring?	116	112	38
	24	Tutoring Subjects	52	48	21
	26	Tutoring Reasons	28 + 42 Other	25 + 42 Other	7 + 16 Other
	28	Athletics?	77	72	17
	30	Athletics Satisfaction	105	101	48
	32	Performing Arts	78	73	19

	Question	Subject	Responses	Specific	HHS
HHS Survey Count: 232	34	Arts Satisfaction	62	58	12
	36	Mental Behavioral Health	41	36	10
	38	Devices & Social Media	62 + 23 Other	57 + 19 Other	12 + 5 Other
	40	Smart Device Ban	91 + 43 Other	87 + 41 Other	37 + 16 Other
	42	Screens	109	105	23
Free-Text Counts →	44	AI	118	115	30
	46	Lunch	174	172	52
	48	Assessing Various Aspects	97	93	31
	50	After Graduation Plans	51	47	16
	52	Biggest Challenges	77 + 57 Other	75 + 55 Other	24 + 19 Other
	54	Academic Needs	48 + 72 Other	45 + 70 Other	18 + 27 Other
	56	Social Support Needs	31 + 31 Other	28 + 27 Other	7 + 8 Other
	58	Concerns During School	40 + 55 Other	37 + 52 Other	9 + 16 Other ⁴

	Question	Subject	Responses	Specific	HHS
HHS Survey Count: 232	60	Concerns Outside School	23 + 45 Other	20 + 43 Other	7 + 15 Other
	62	5-Year Large Initiatives	51 + 72 Other	48 + 67 Other	16 + 22 Other
	63	New Survey Questions	33	31	10
	64	Anything Else?	71	69	23
Free-Text Counts →	Totals	--	2,876	2,749	823

Q1: Which school does your student currently attend?

Answered: 232 Skipped: 0

Hanover High School

100.00%

Marion Cross Elementary School

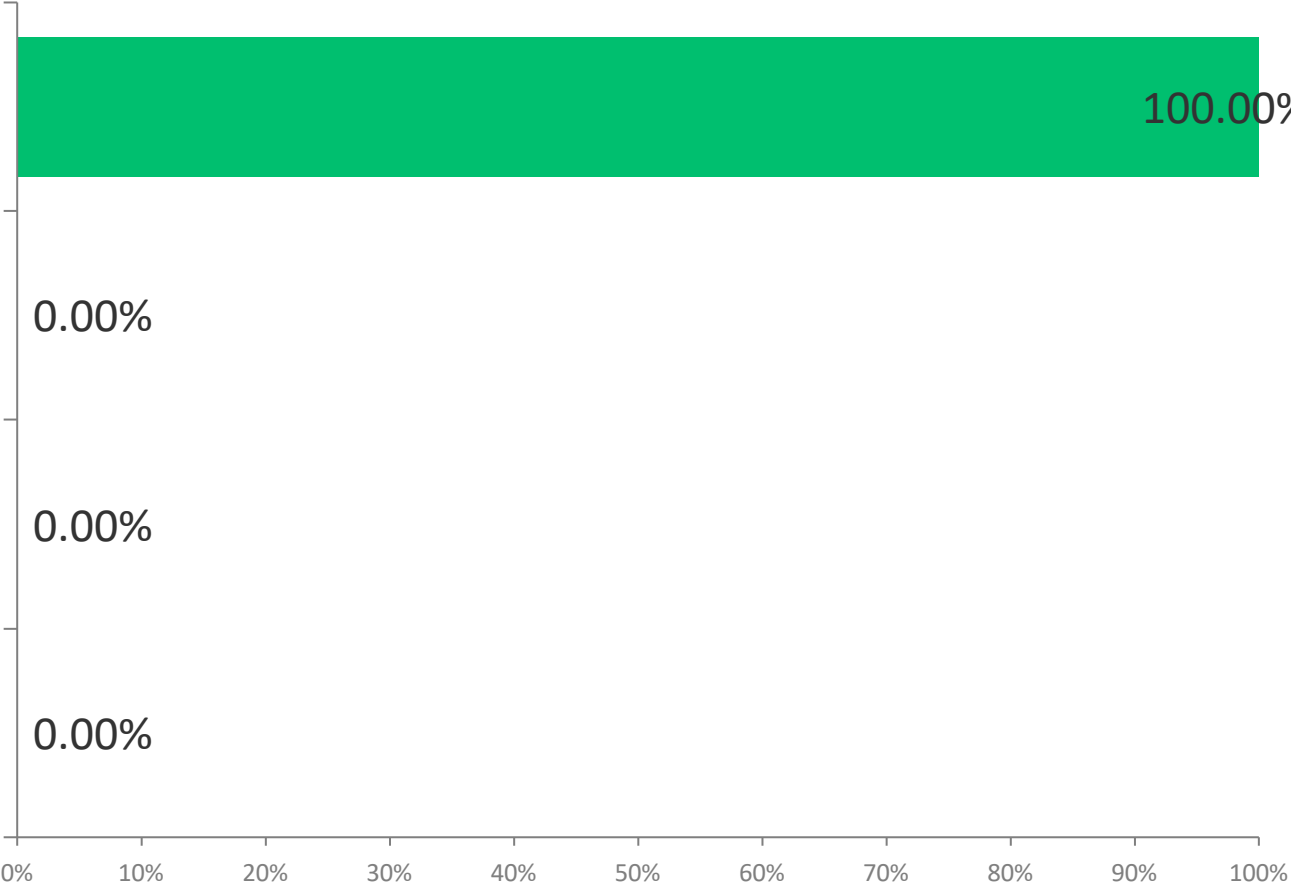
0.00%

Ray Elementary School

0.00%

Richmond Middle School

0.00%



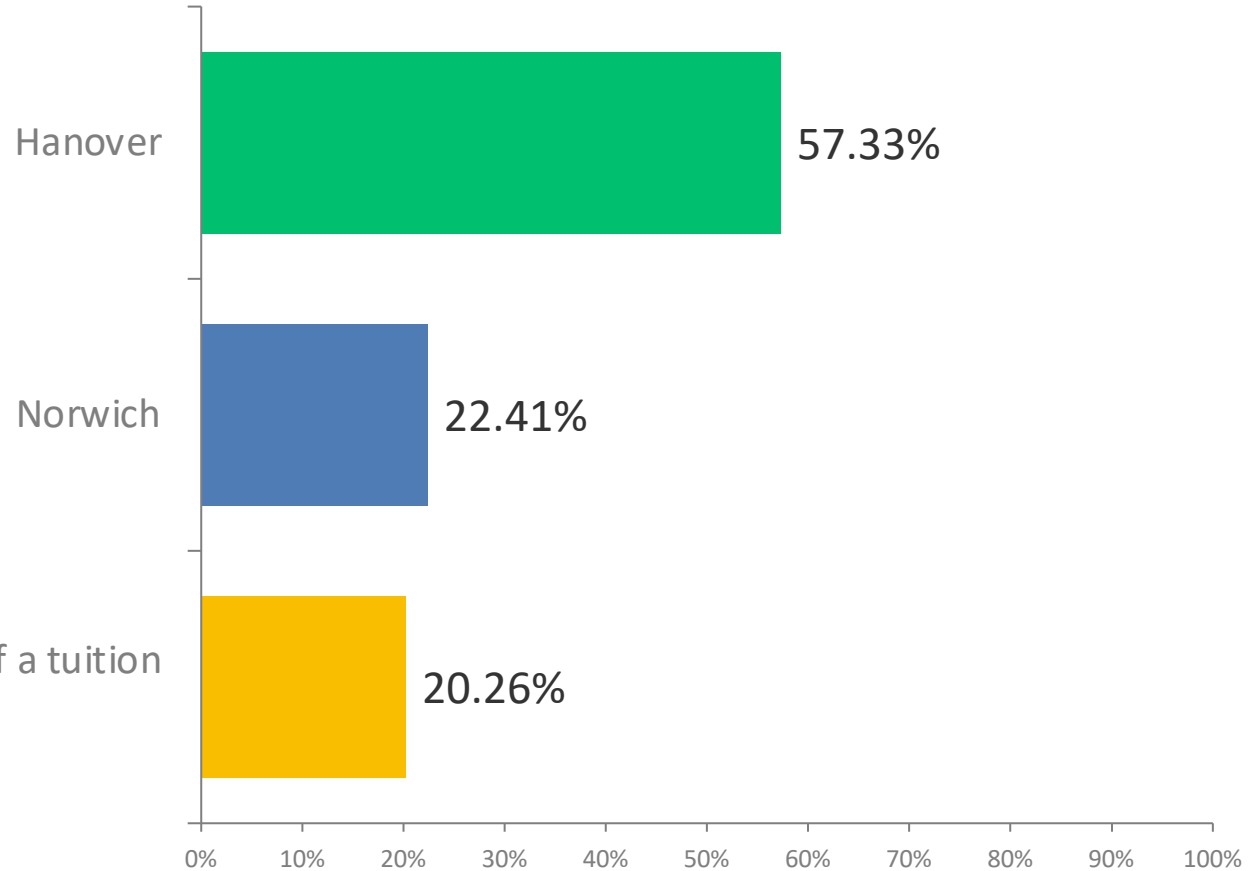
Q1: Which school does your student currently attend?

Answered: 232 Skipped: 0

ANSWER CHOICES	RESPONSES	
Hanover High School	100.00%	232
Marion Cross Elementary School	0.00%	0
Ray Elementary School	0.00%	0
Richmond Middle School	0.00%	0
TOTAL		232

Q2: Where do you live?

Answered: 232 Skipped: 0



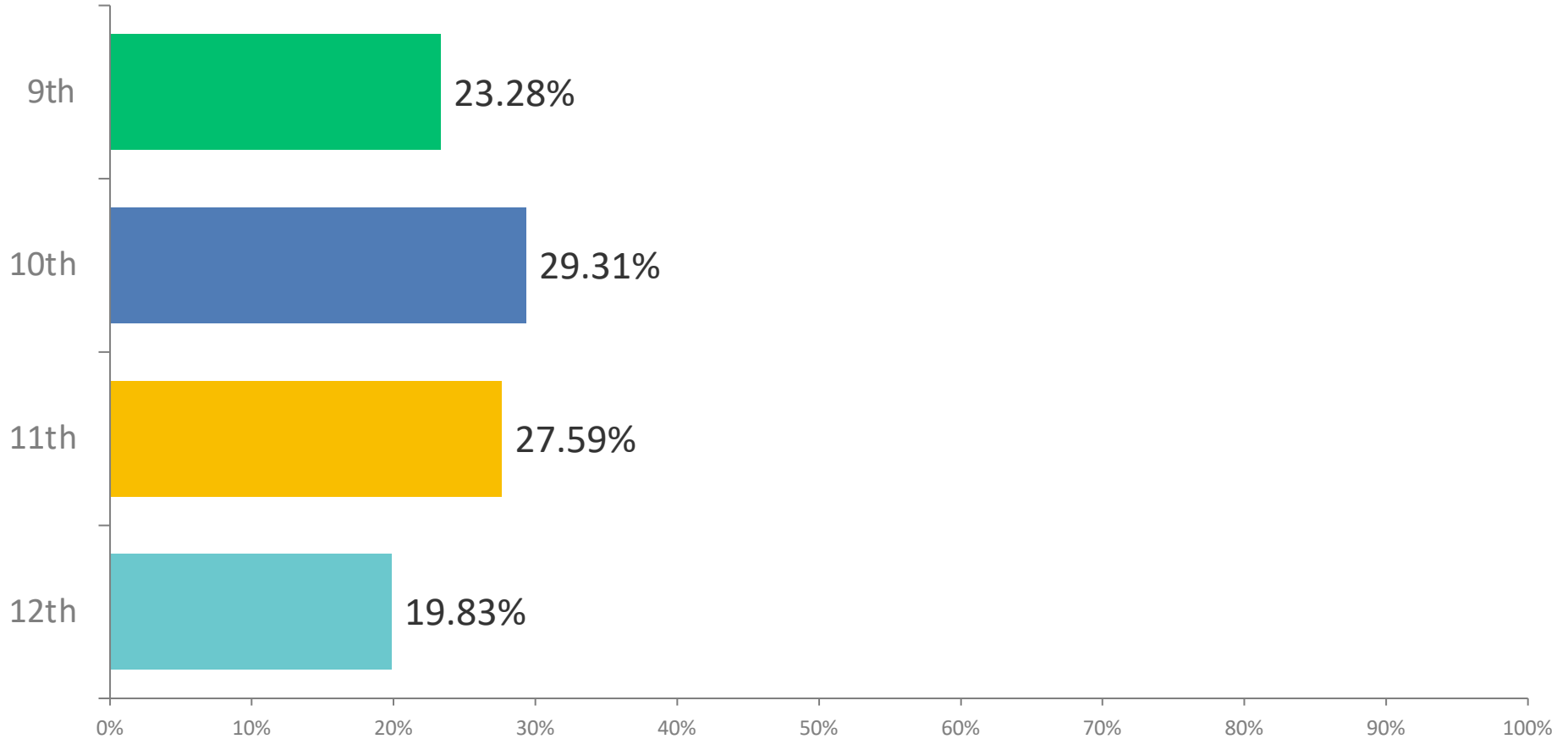
Q2: Where do you live?

Answered: 232 Skipped: 0

ANSWER CHOICES	RESPONSES	
Hanover	57.33%	133
Norwich	22.41%	52
Somewhere else: Parent/guardian of a tuition student	20.26%	47
TOTAL		232

Q3: What is your student's current grade?

Answered: 232 Skipped: 0



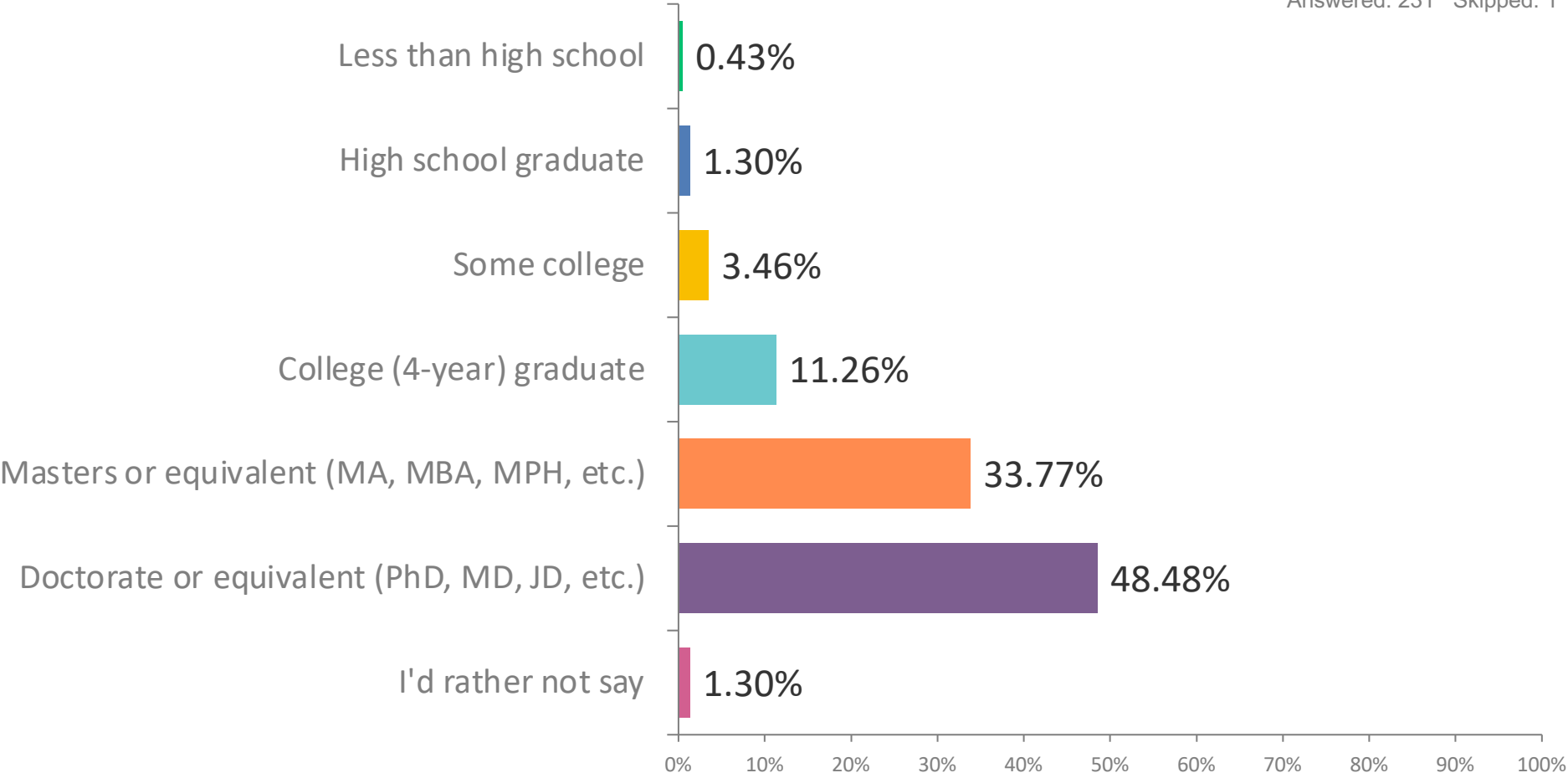
Q3: What is your student's current grade?

Answered: 232 Skipped: 0

ANSWER CHOICES	RESPONSES	
9th	23.28%	54
10th	29.31%	68
11th	27.59%	64
12th	19.83%	46
TOTAL		232

Q4: What is the highest educational attainment of a member of your immediate household?

Answered: 231 Skipped: 1



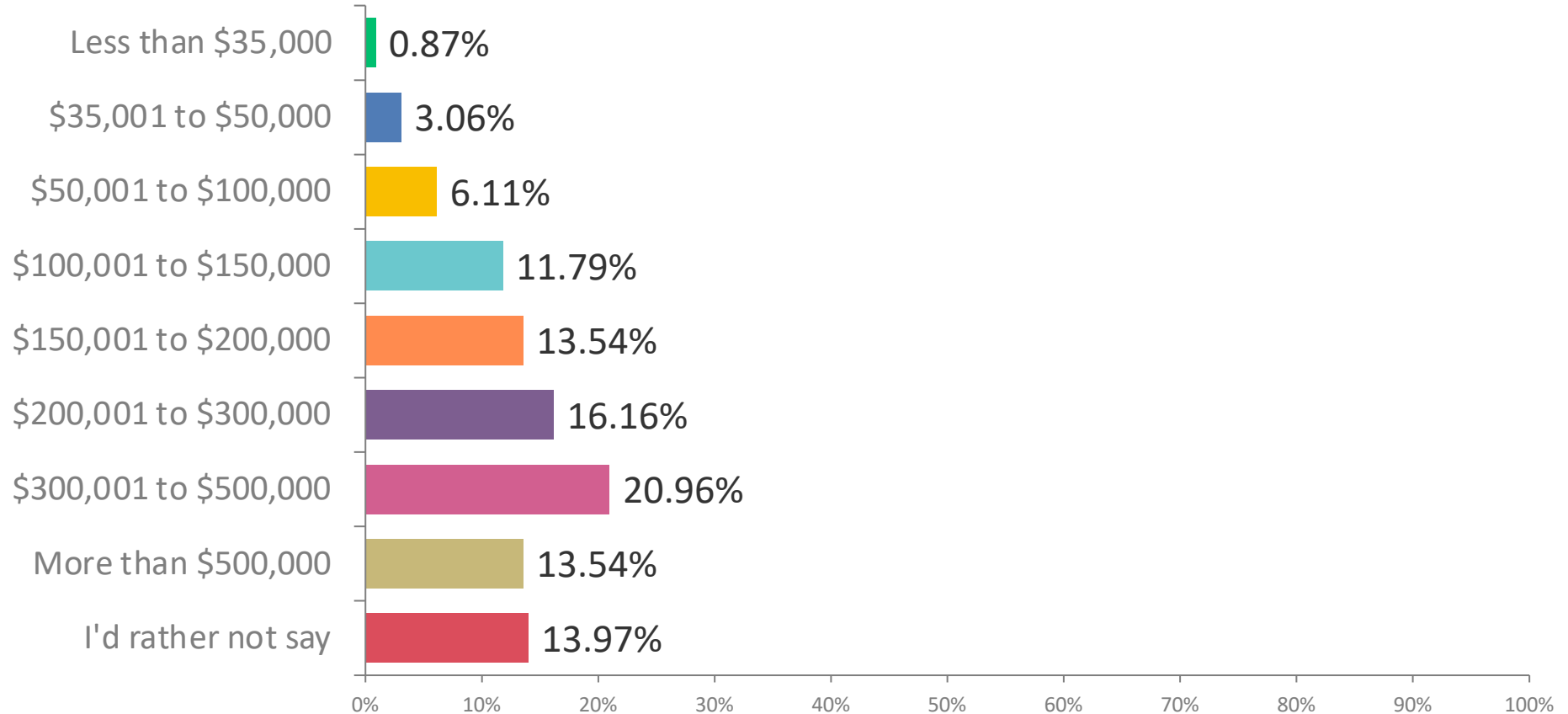
Q4: What is the highest educational attainment of a member of your immediate household?

Answered: 231 Skipped: 1

ANSWER CHOICES	RESPONSES	
Less than high school	0.43%	1
High school graduate	1.30%	3
Some college	3.46%	8
College (4-year) graduate	11.26%	26
Masters or equivalent (MA, MBA, MPH, etc.)	33.77%	78
Doctorate or equivalent (PhD, MD, JD, etc.)	48.48%	112
I'd rather not say	1.30%	3
TOTAL		231

Q5: What is your approximate household income?

Answered: 229 Skipped: 3



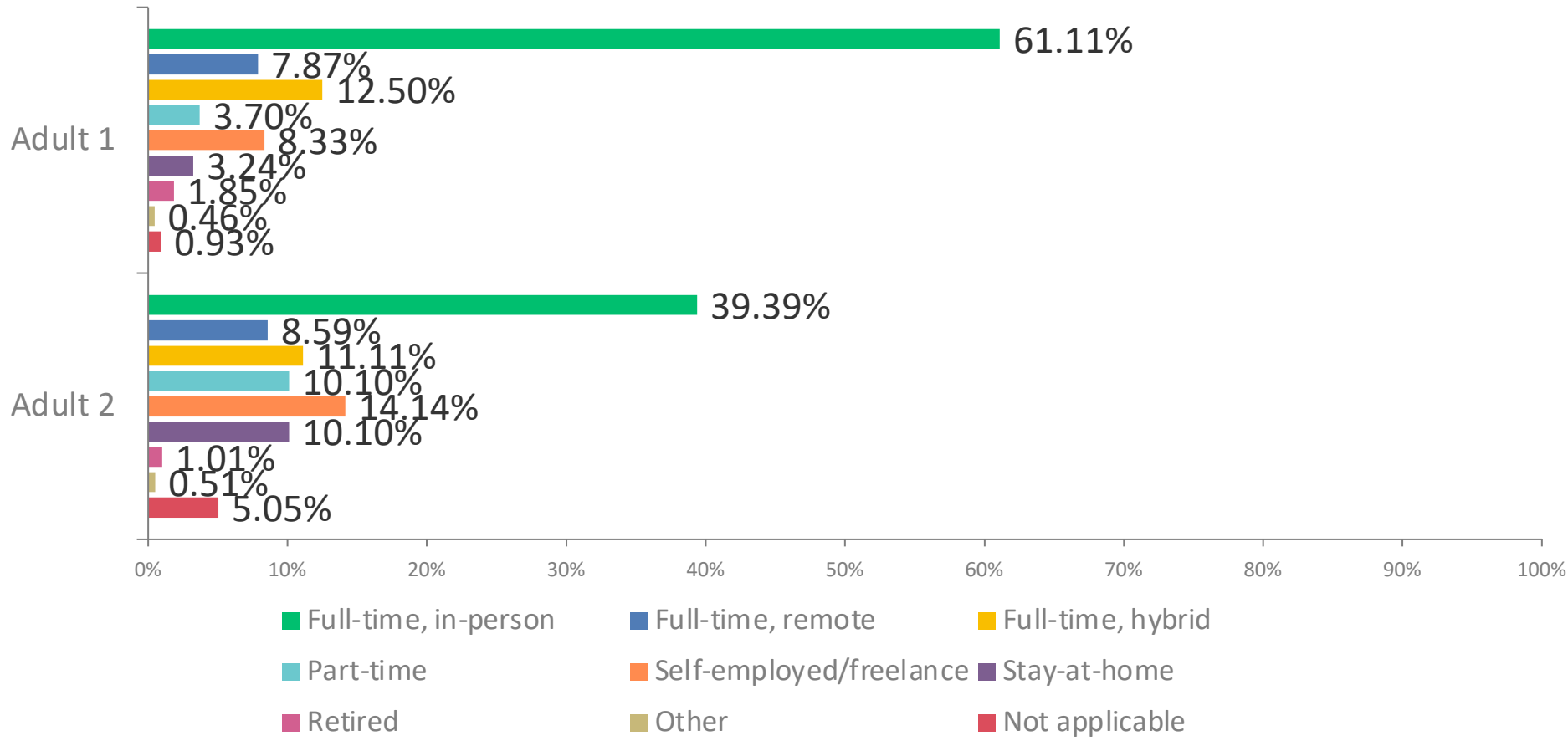
Q5: What is your approximate household income?

Answered: 229 Skipped: 3

ANSWER CHOICES	RESPONSES	
Less than \$35,000	0.87%	2
\$35,001 to \$50,000	3.06%	7
\$50,001 to \$100,000	6.11%	14
\$100,001 to \$150,000	11.79%	27
\$150,001 to \$200,000	13.54%	31
\$200,001 to \$300,000	16.16%	37
\$300,001 to \$500,000	20.96%	48
More than \$500,000	13.54%	31
I'd rather not say	13.97%	32
TOTAL		229

Q6: What is the current job status for parents/guardians living in your student's primary home?

Answered: 217 Skipped: 15



Q6: What is the current job status for parents/guardians living in your student's primary home?

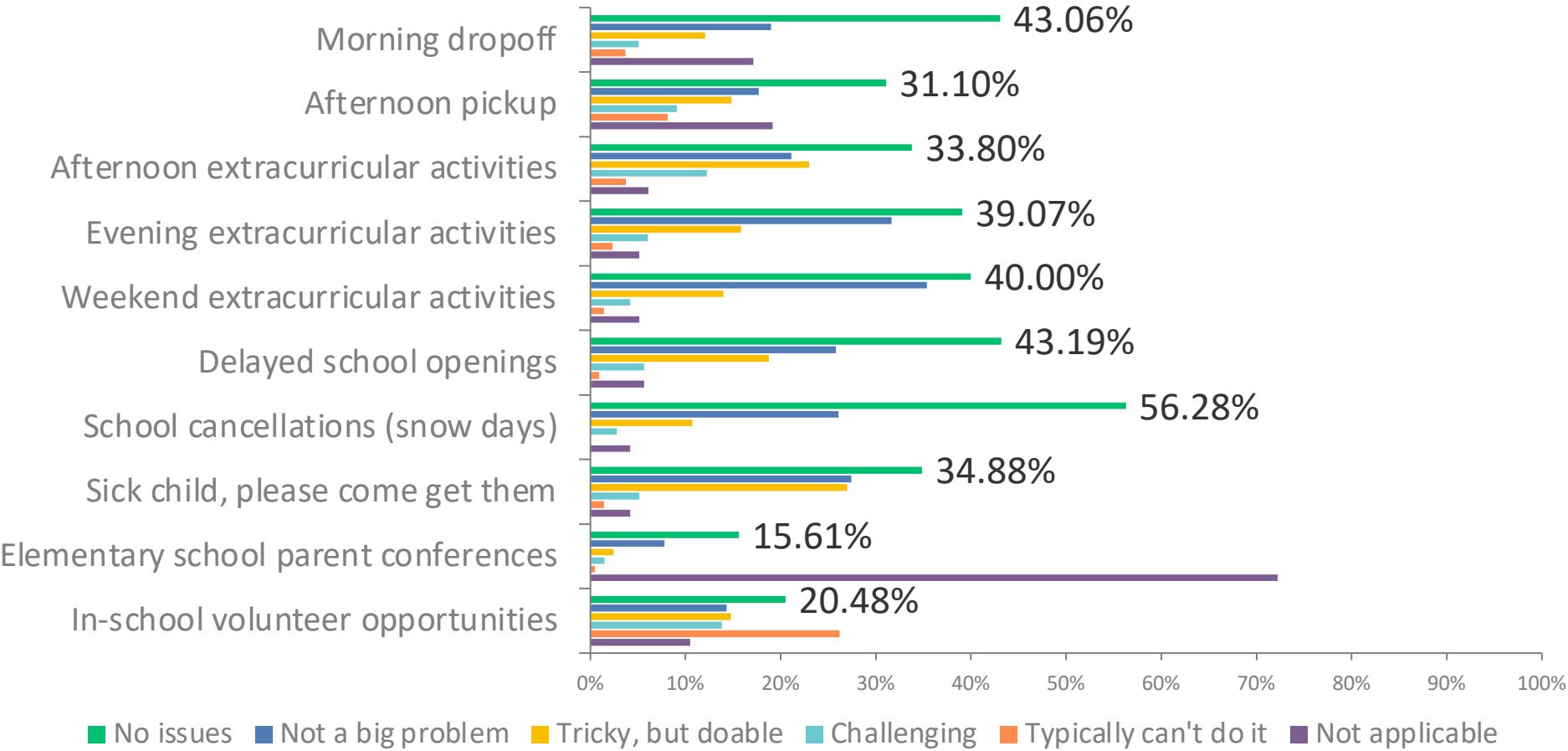
Answered: 217 Skipped: 15

	FULL-TIME, IN-PERSON	FULL-TIME, REMOTE	FULL-TIME, HYBRID	PART-TIME	SELF-EMPLOYED/FREELANCE	STAY-AT-HOME	RETIRED	OTHER	NOT APPLICABLE	TOTAL
Adult 1	61.11% 132	7.87% 17	12.50% 27	3.70% 8	8.33% 18	3.24% 7	1.85% 4	0.46% 1	0.93% 2	216
Adult 2	39.39% 78	8.59% 17	11.11% 22	10.10% 20	14.14% 28	10.10% 20	1.01% 2	0.51% 1	5.05% 10	198
Combined	50.72% 210	8.21% 34	11.84% 49	6.76% 28	11.11% 46	6.52% 27	1.45% 6	0.48% 2	2.90% 12	414

	Full-Time	Part-Time	Other
% Parents	70.78%	17.87%	11.35%

Q7: Generally, is it challenging for you to attend the following school events or late schedule changes?

Answered: 216 Skipped: 16



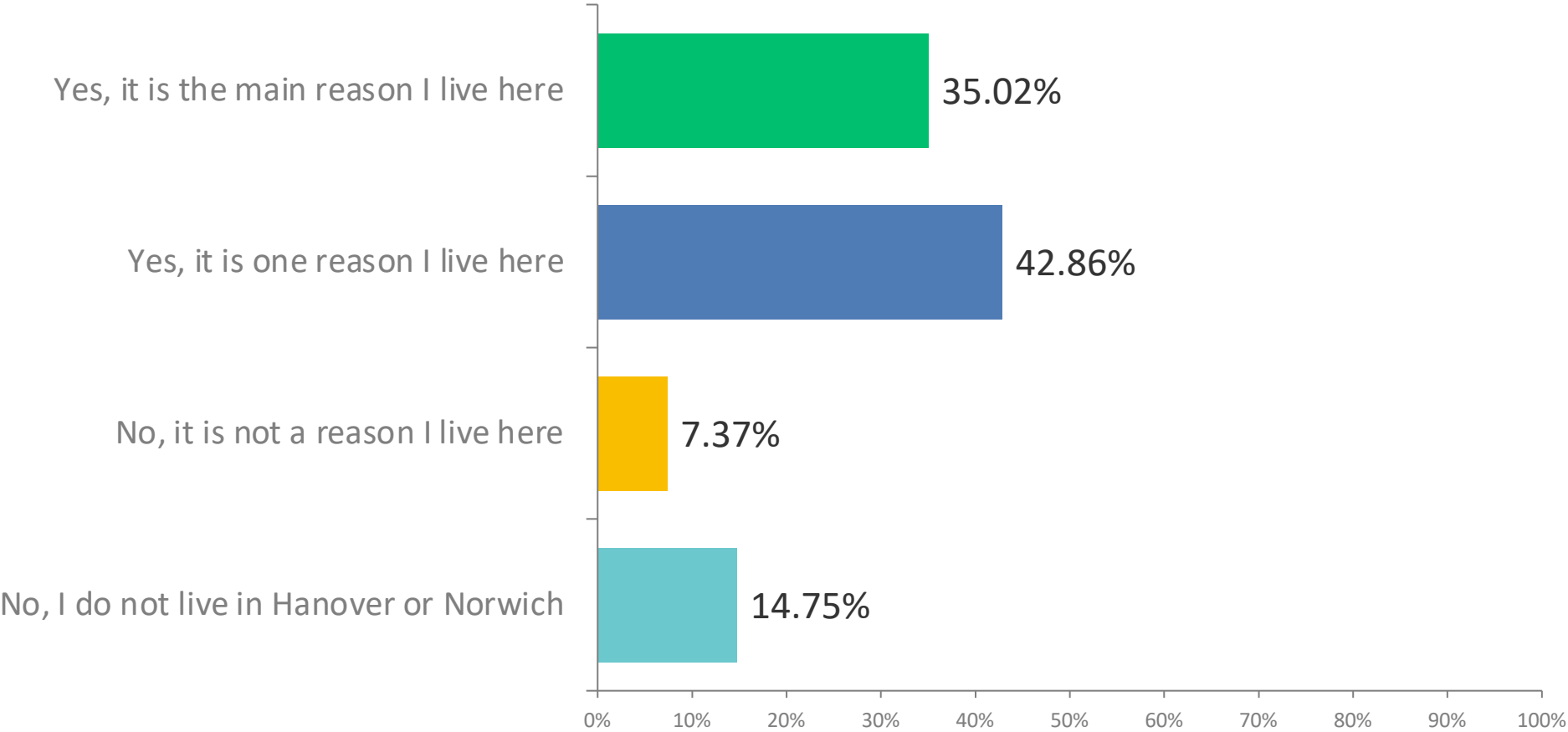
Q7: Generally, is it challenging for you to attend the following school events or late schedule changes?

Answered: 216 Skipped: 16

	NO ISSUES	NOT A BIG PROBLEM	TRICKY, BUT DOABLE	CHALLENGING	TYPICALLY CAN'T DO IT	NOT APPLICABLE	TOTAL
Morning dropoff	43.06%	18.98%	12.04%	5.09%	3.70%	17.13%	216
Afternoon pickup	31.10%	17.70%	14.83%	9.09%	8.13%	19.14%	209
Afternoon extracurricular activities	33.80%	21.13%	23.00%	12.21%	3.76%	6.10%	213
Evening extracurricular activities	39.07%	31.63%	15.81%	6.05%	2.33%	5.12%	215
Weekend extracurricular activities	40.00%	35.35%	13.95%	4.19%	1.40%	5.12%	215
Delayed school openings	43.19%	25.82%	18.78%	5.63%	0.94%	5.63%	213
School cancellations (snow days)	56.28%	26.05%	10.70%	2.79%	0.00%	4.19%	215
Sick child, please come get them	34.88%	27.44%	26.98%	5.12%	1.40%	4.19%	215
Elementary school parent conferences	15.61%	7.80%	2.44%	1.46%	0.49%	72.20%	205
In-school volunteer opportunities	20.48%	14.29%	14.76%	13.81%	26.19%	10.48%	210

Q9: Did the perceived quality of the SAU70 schools have an impact on your decision to live specifically in Hanover or Norwich?

Answered: 217 Skipped: 15



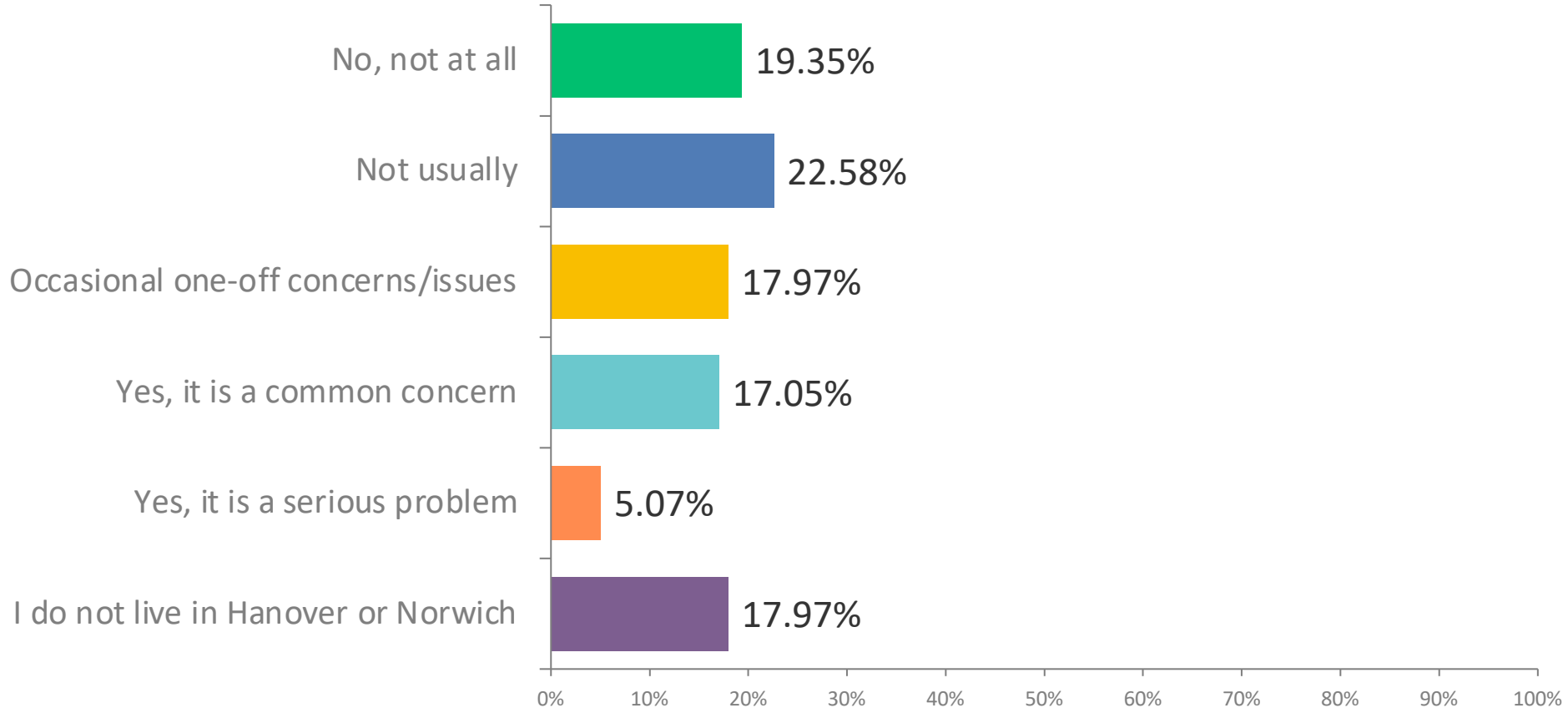
Q9: Did the perceived quality of the SAU70 schools have an impact on your decision to live specifically in Hanover or Norwich?

Answered: 217 Skipped: 15

ANSWER CHOICES	RESPONSES	
Yes, it is the main reason I live here	35.02%	76
Yes, it is one reason I live here	42.86%	93
No, it is not a reason I live here	7.37%	16
No, I do not live in Hanover or Norwich	14.75%	32
TOTAL		217

Q11: Generally, is living in Hanover or Norwich financially challenging for your family?

Answered: 217 Skipped: 15



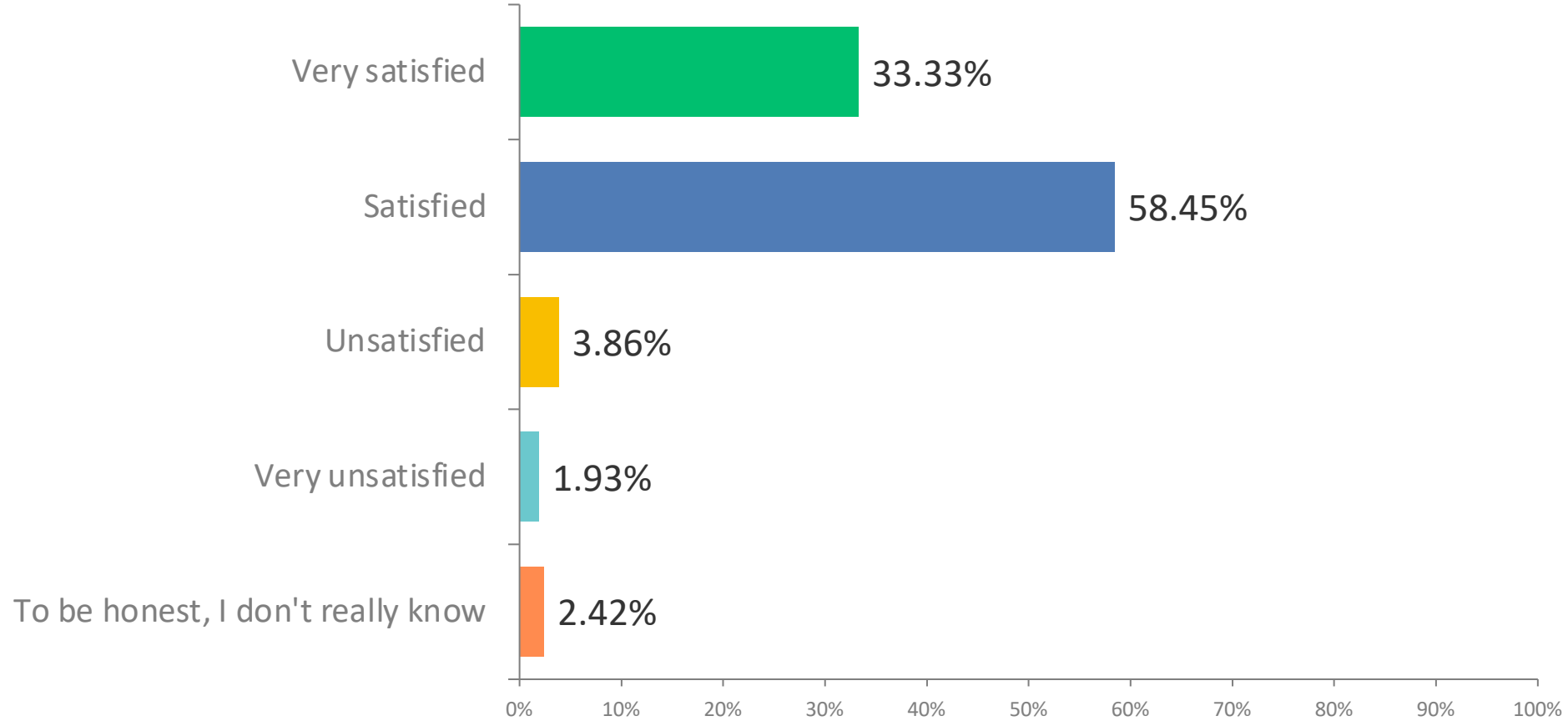
Q11: Generally, is living in Hanover or Norwich financially challenging for your family?

Answered: 217 Skipped: 15

ANSWER CHOICES	RESPONSES	
No, not at all	19.35%	42
Not usually	22.58%	49
Occasional one-off concerns/issues	17.97%	39
Yes, it is a common concern	17.05%	37
Yes, it is a serious problem	5.07%	11
I do not live in Hanover or Norwich	17.97%	39
TOTAL	217	

Q13: During this 2025-2026 academic year, how satisfied are you with your student's general school experiences?

Answered: 207 Skipped: 25



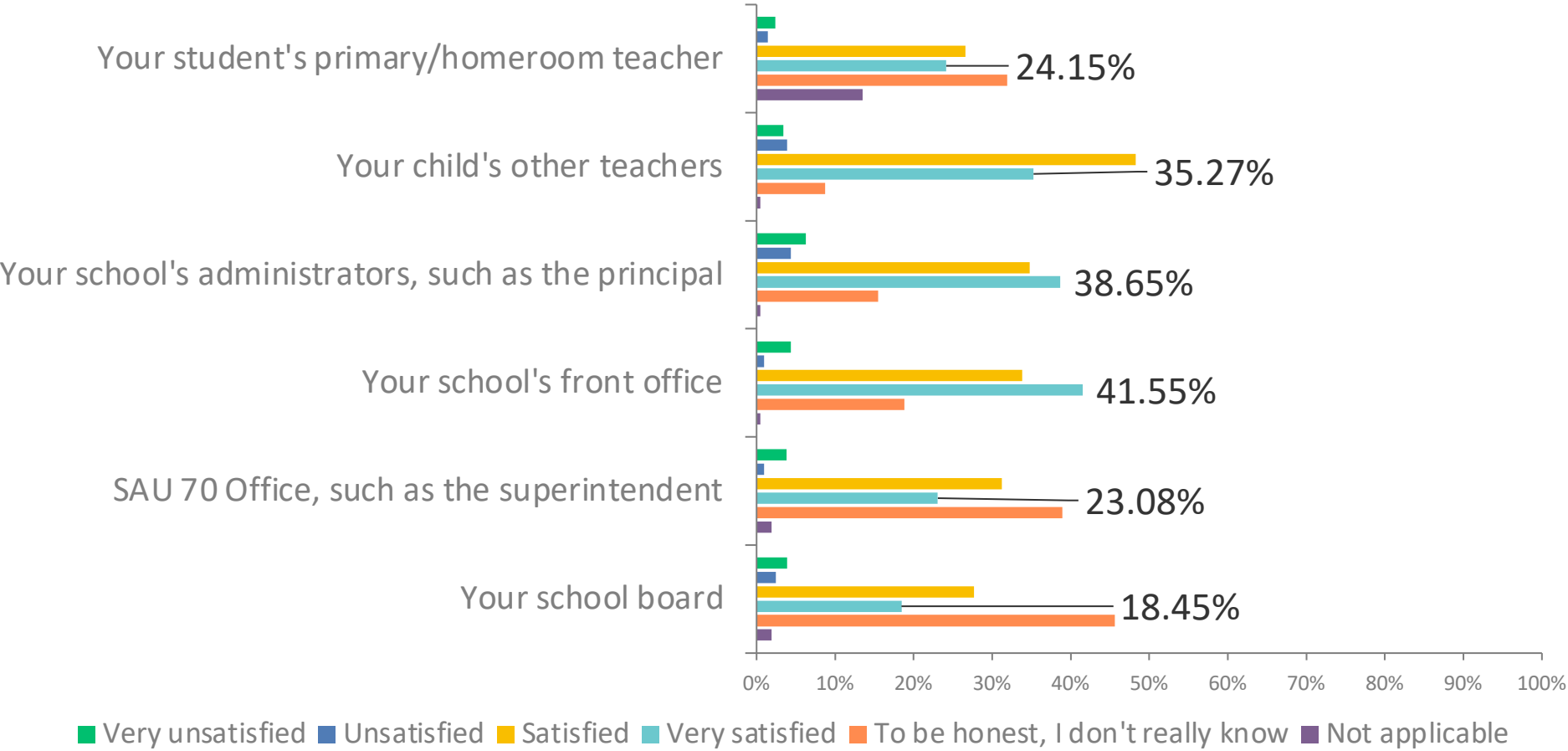
Q13: During this 2025-2026 academic year, how satisfied are you with your student's general school experiences?

Answered: 207 Skipped: 25

ANSWER CHOICES	RESPONSES	
Very satisfied	33.33%	69
Satisfied	58.45%	121
Unsatisfied	3.86%	8
Very unsatisfied	1.93%	4
To be honest, I don't really know	2.42%	5
TOTAL		207

Q15: Generally during this academic year, how satisfied are you with the following personnel or groups?

Answered: 208 Skipped: 24



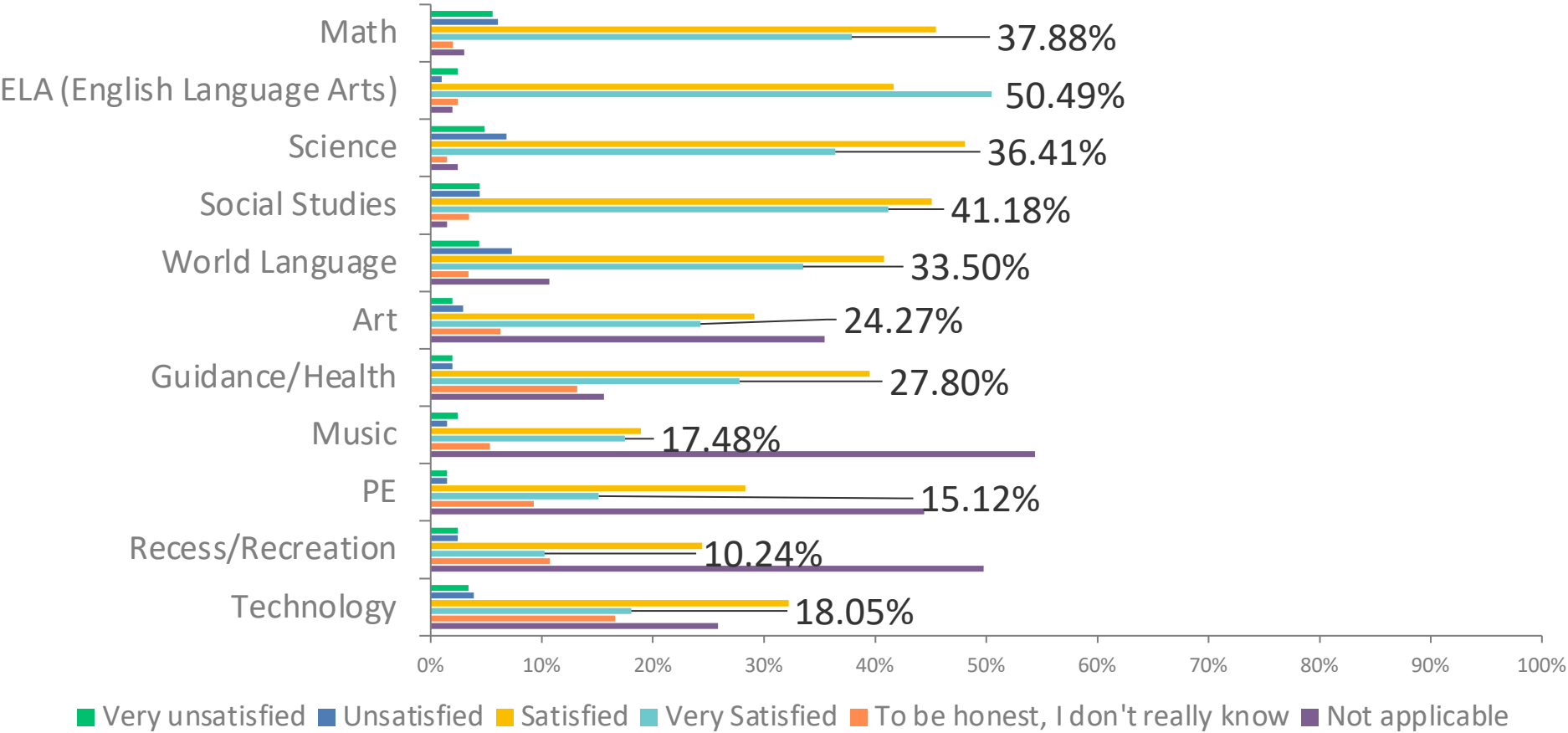
Q15: Generally during this academic year, how satisfied are you with the following personnel or groups?

Answered: 208 Skipped: 24

	VERY UNSATISFIED	UNSATISFIED	SATISFIED	VERY SATISFIED	TO BE HONEST, I DON'T REALLY KNOW	NOT APPLICABLE	TOTAL
Your student's primary/homeroom teacher	2.42%	1.45%	26.57%	24.15%	31.88%	13.53%	207
Your child's other teachers	3.38%	3.86%	48.31%	35.27%	8.70%	0.48%	207
Your school's administrators, such as the principal	6.28%	4.35%	34.78%	38.65%	15.46%	0.48%	207
Your school's front office	4.35%	0.97%	33.82%	41.55%	18.84%	0.48%	207
SAU 70 Office, such as the superintendent	3.85%	0.96%	31.25%	23.08%	38.94%	1.92%	208
Your school board	3.88%	2.43%	27.67%	18.45%	45.63%	1.94%	206

Q17: Generally during this academic year, how satisfied are you with your student's experiences for the following academic subjects?

Answered: 207 Skipped: 25



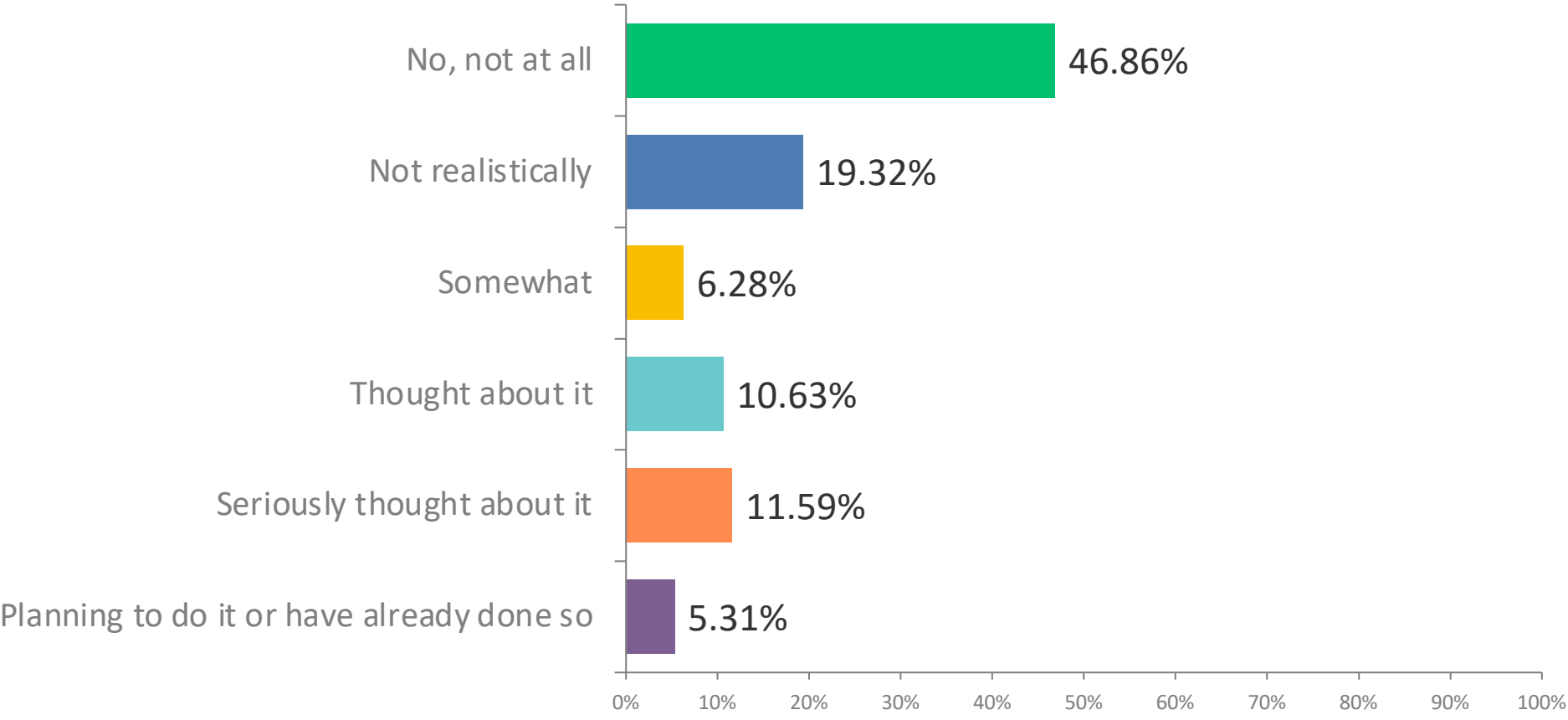
Q17: Generally during this academic year, how satisfied are you with your student's experiences for the following academic subjects?

Answered: 207 Skipped: 25

	VERY UNSATISFIED	UNSATISFIED	SATISFIED	VERY SATISFIED	TO BE HONEST, I DON'T REALLY KNOW	NOT APPLICABLE	TOTAL
Math	5.56%	6.06%	45.45%	37.88%	2.02%	3.03%	198
ELA (English Language Arts)	2.45%	0.98%	41.67%	50.49%	2.45%	1.96%	204
Science	4.85%	6.80%	48.06%	36.41%	1.46%	2.43%	206
Social Studies	4.41%	4.41%	45.10%	41.18%	3.43%	1.47%	204
World Language	4.37%	7.28%	40.78%	33.50%	3.40%	10.68%	206
Art	1.94%	2.91%	29.13%	24.27%	6.31%	35.44%	206
Guidance/Health	1.95%	1.95%	39.51%	27.80%	13.17%	15.61%	205
Music	2.43%	1.46%	18.93%	17.48%	5.34%	54.37%	206
PE	1.46%	1.46%	28.29%	15.12%	9.27%	44.39%	205
Recess/Recreation	2.44%	2.44%	24.39%	10.24%	10.73%	49.76%	205
Technology	3.41%	3.90%	32.20%	18.05%	16.59%	25.85%	205

Q19: Have you ever considered sending your student to alternative education systems, such as home education (home schooling), private school, or tuitioning in to another school district?

Answered: 207 Skipped: 25



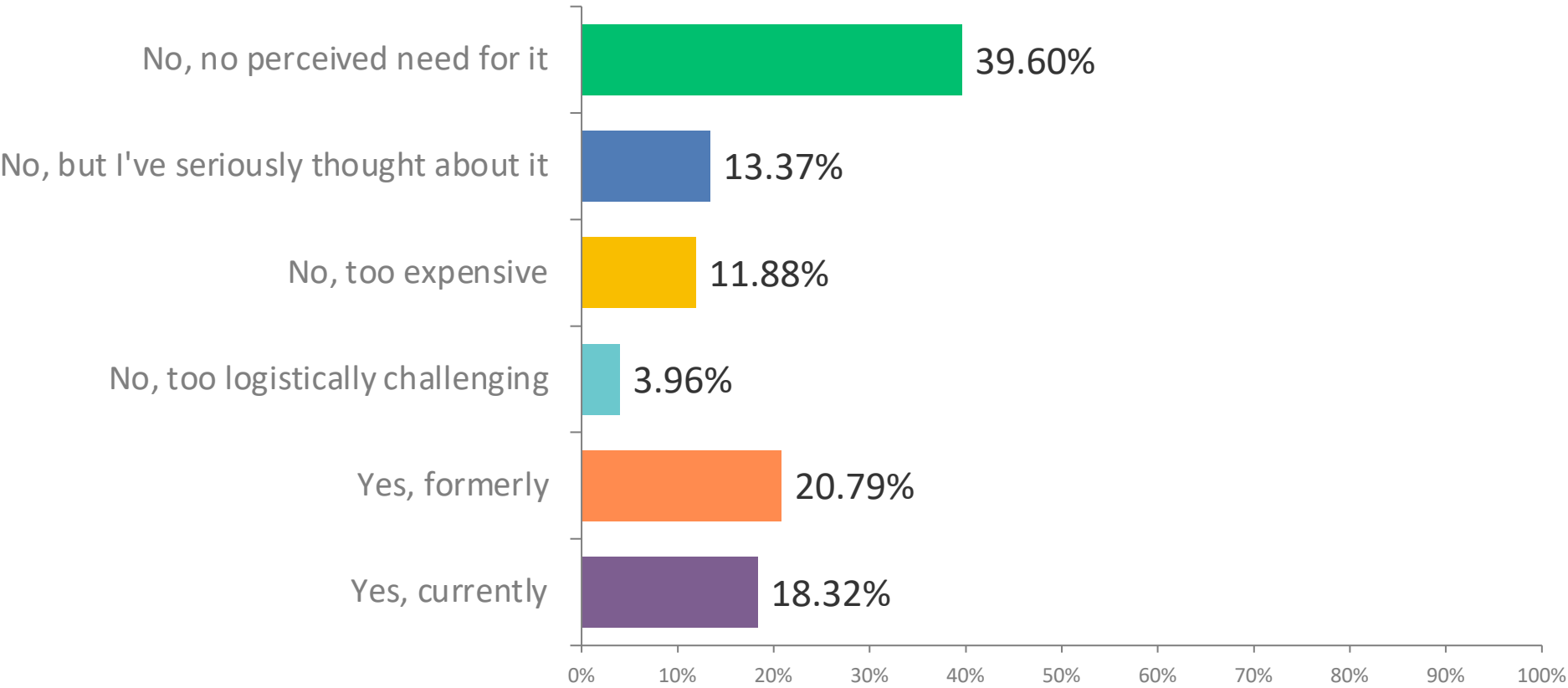
Q19: Have you ever considered sending your student to alternative education systems, such as home education (home schooling), private school, or tuitioning in to another school district?

Answered: 207 Skipped: 25

ANSWER CHOICES	RESPONSES	
No, not at all	46.86%	97
Not realistically	19.32%	40
Somewhat	6.28%	13
Thought about it	10.63%	22
Seriously thought about it	11.59%	24
Planning to do it or have already done so	5.31%	11
TOTAL		207

Q21: Have you ever used a supplementary private educational service for your student, such as one-on-one tutoring or group-based lessons, for subjects also taught in school, such as math, reading, or writing? Please select all that apply. Note that related teaching or academic apps, such as DuoLingo, should not be considered for this question.

Answered: 202
Skipped: 30



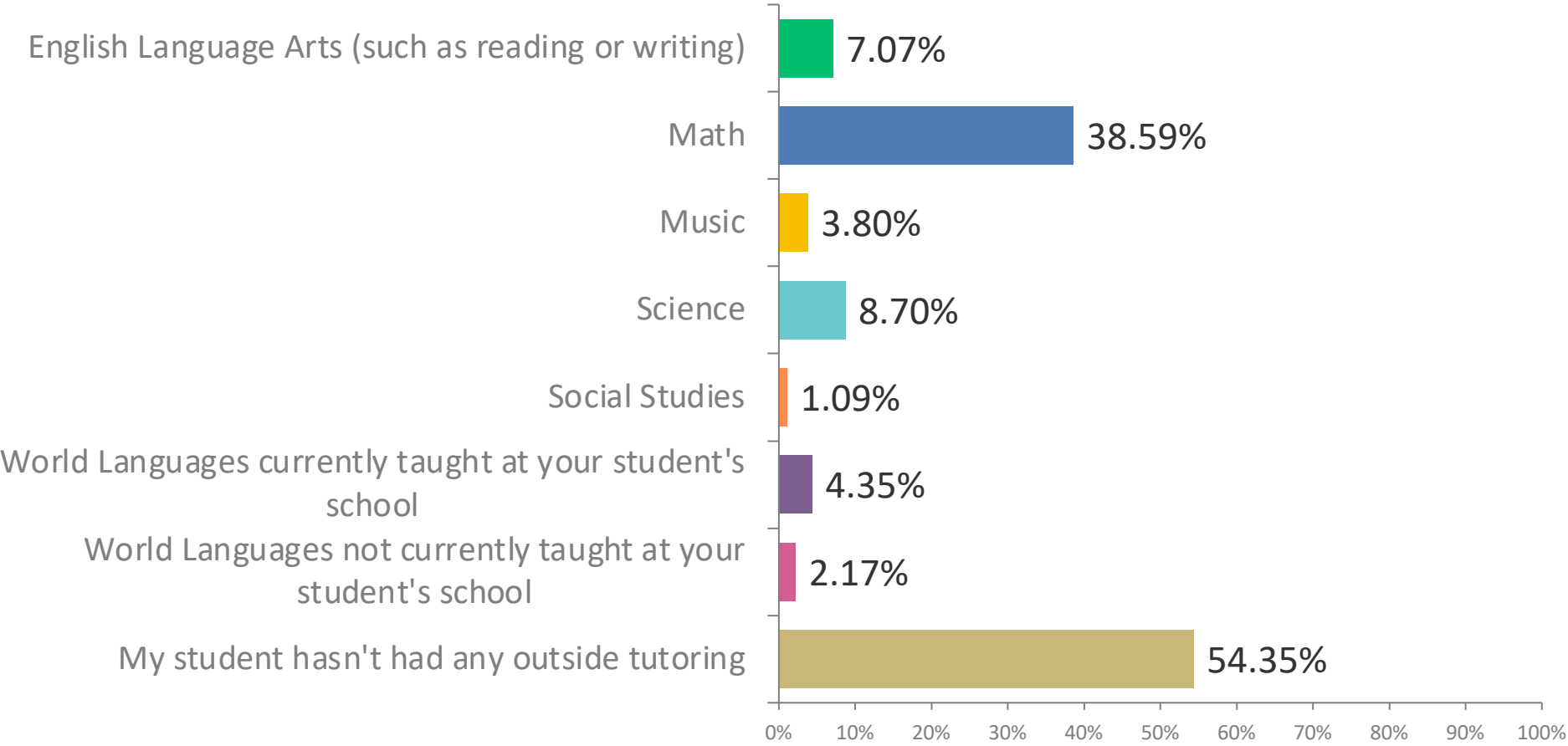
Q21: Have you ever used a supplementary private educational service for your student, such as one-on-one tutoring or group-based lessons, for subjects also taught in school, such as math, reading, or writing? Please select all that apply. Note that related teaching or academic apps, such as DuoLingo, should not be considered for this question.

Answered: 202
Skipped: 30

ANSWER CHOICES	RESPONSES	
No, no perceived need for it	39.60%	80
No, but I've seriously thought about it	13.37%	27
No, too expensive	11.88%	24
No, too logistically challenging	3.96%	8
Yes, formerly	20.79%	42
Yes, currently	18.32%	37
TOTAL		218

Q23: For which of the following subjects have you sought outside tutoring for your student? Please select all that apply.

Answered: 184 Skipped: 48

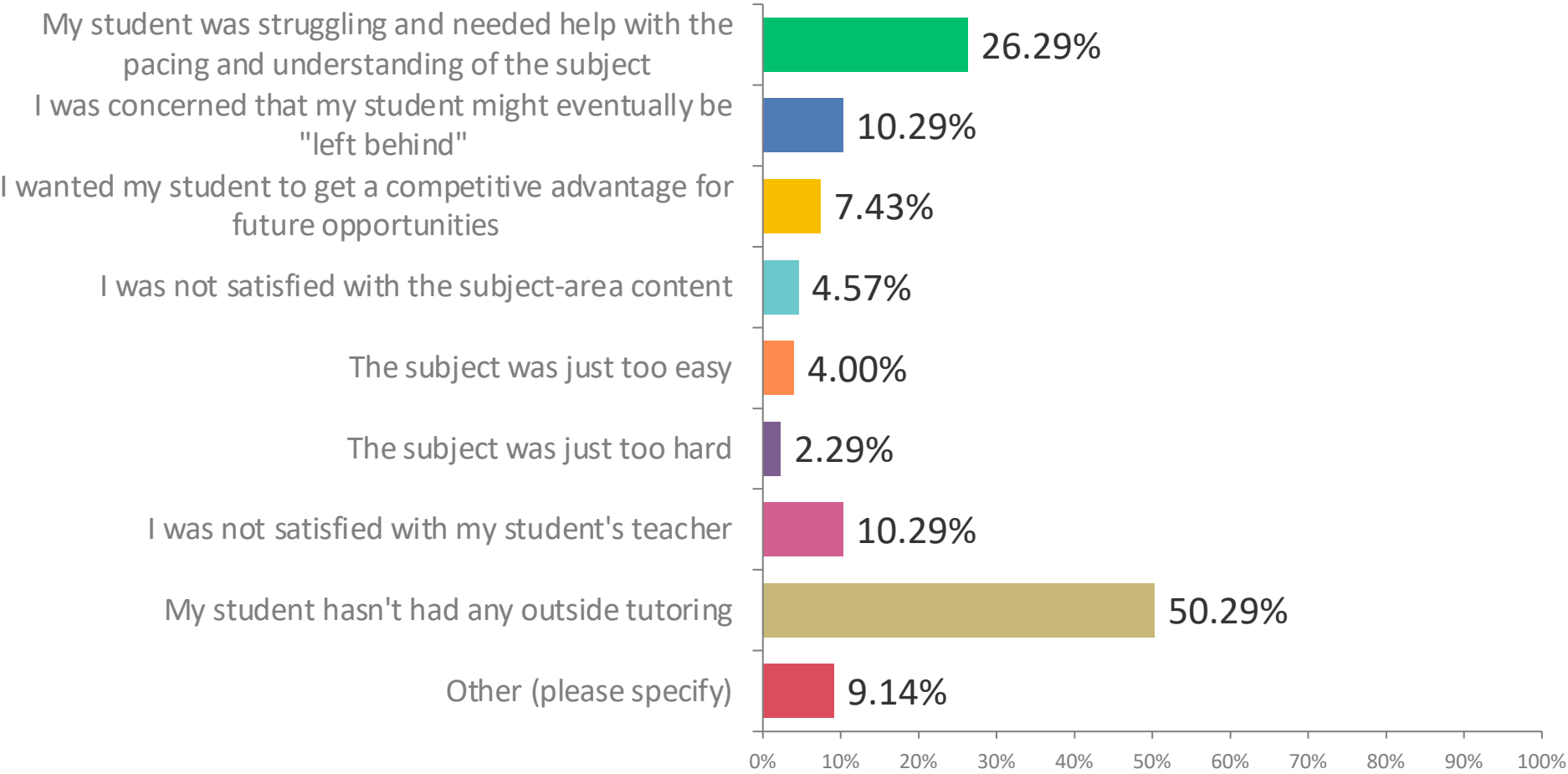


**Q23: For which of the following subjects have you sought outside tutoring for your student?
Please select all that apply.**

Answered: 184 Skipped: 48

ANSWER CHOICES	RESPONSES	
English Language Arts (such as reading or writing)	7.07%	13
Math	38.59%	71
Music	3.80%	7
Science	8.70%	16
Social Studies	1.09%	2
World Languages currently taught at your student's school	4.35%	8
World Languages not currently taught at your student's school	2.17%	4
My student hasn't had any outside tutoring	54.35%	100
TOTAL		221

Q25: What was the reason for the tutoring? Please select all that apply.



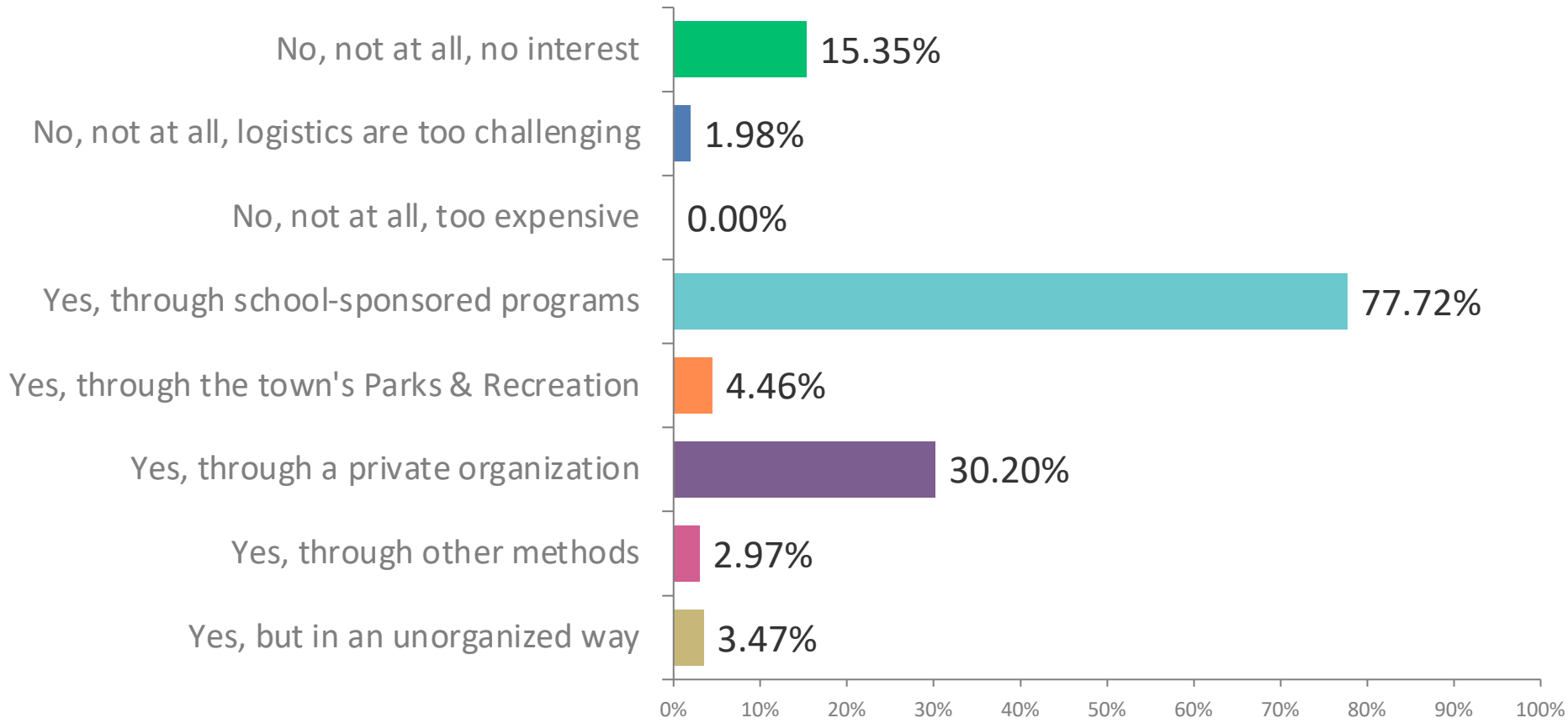
Q25: What was the reason for the tutoring? Please select all that apply.

Answered: 175
Skipped: 57

ANSWER CHOICES	RESPONSES	
My student was struggling and needed help with the pacing and understanding of the subject	26.29%	46
I was concerned that my student might eventually be "left behind"	10.29%	18
I wanted my student to get a competitive advantage for future opportunities	7.43%	13
I was not satisfied with the subject-area content	4.57%	8
The subject was just too easy	4.00%	7
The subject was just too hard	2.29%	4
I was not satisfied with my student's teacher	10.29%	18
My student hasn't had any outside tutoring	50.29%	88
Other (please specify)	9.14%	16
TOTAL		218

Q27: During this academic year, does your student participate in organized afterschool athletic activities of some sort? Please select all that apply. Note that we are not referring to subject-based camps that occur during summer or vacation breaks.

Answered: 202 Skipped: 30



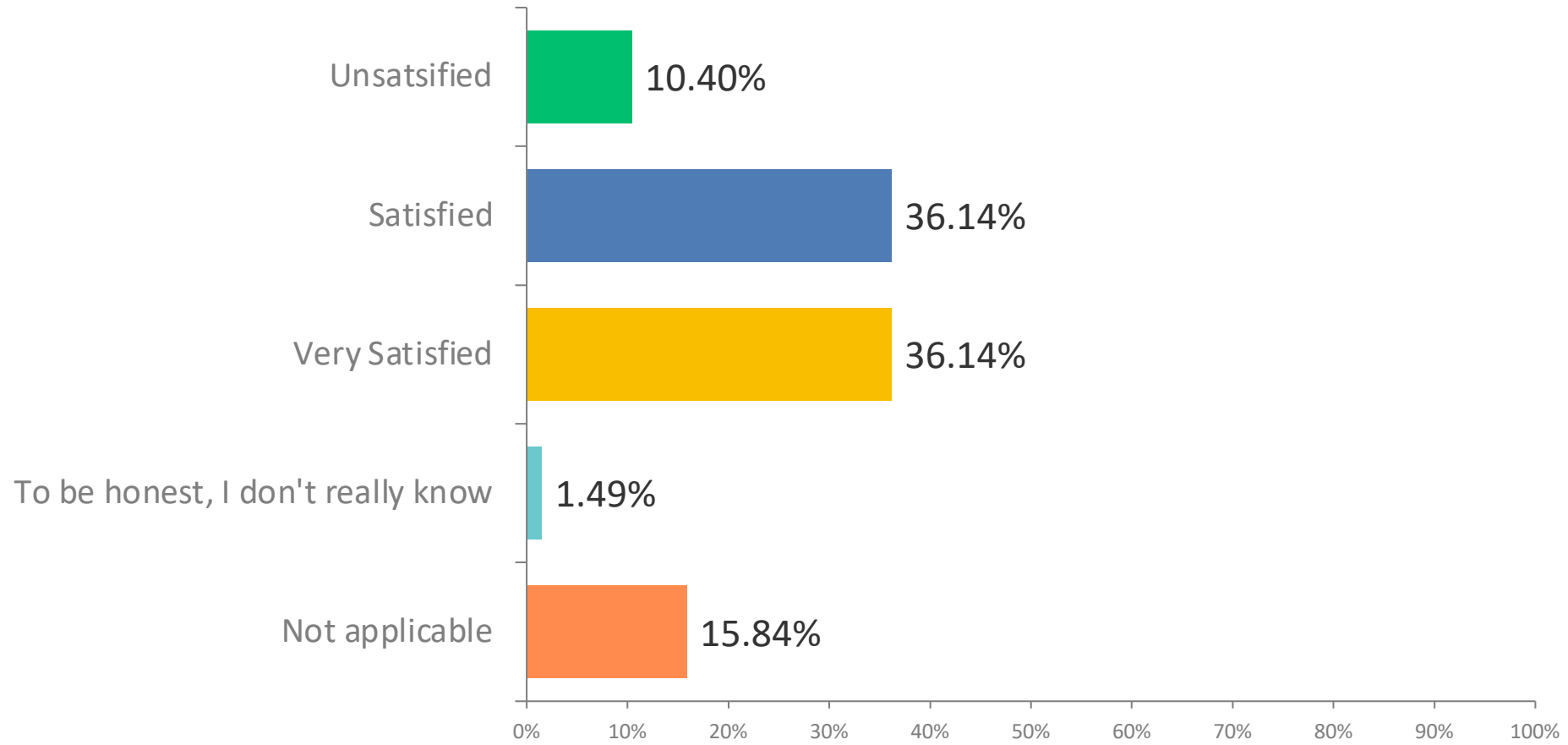
Q27: During this academic year, does your student participate in organized afterschool athletic activities of some sort? Please select all that apply. Note that we are not referring to subject-based camps that occur during summer or vacation breaks.

Answered: 202 Skipped: 30

ANSWER CHOICES	RESPONSES	
No, not at all, no interest	15.35%	31
No, not at all, logistics are too challenging	1.98%	4
No, not at all, too expensive	0.00%	0
Yes, through school-sponsored programs	77.72%	157
Yes, through the town's Parks & Recreation	4.46%	9
Yes, through a private organization	30.20%	61
Yes, through other methods	2.97%	6
Yes, but in an unorganized way	3.47%	7
TOTAL		275

Q29: Generally during this academic year, how satisfied are you with your student's experiences for afterschool athletic activities?

Answered: 202 Skipped: 30



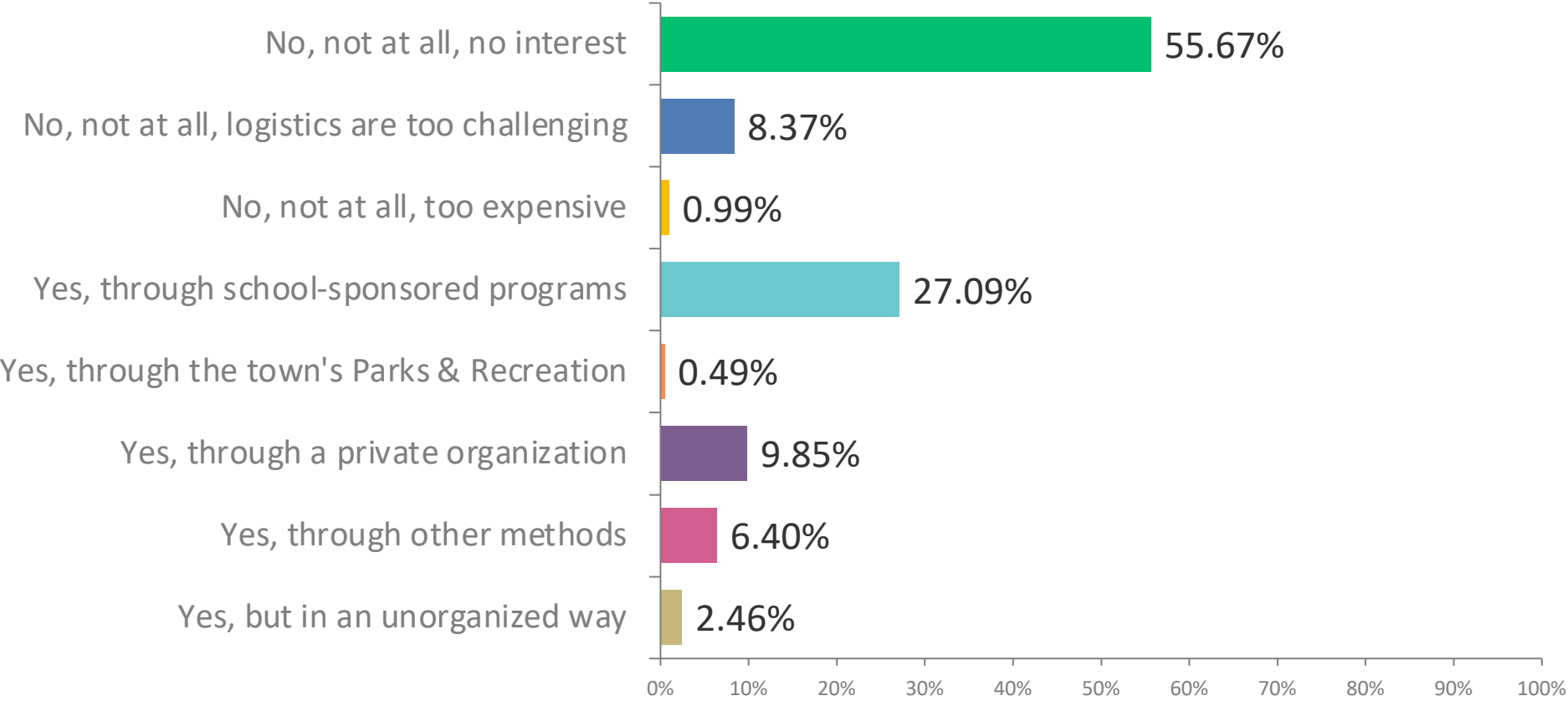
Q29: Generally during this academic year, how satisfied are you with your student's experiences for afterschool athletic activities?

Answered: 202 Skipped: 30

ANSWER CHOICES	RESPONSES	
Unsatisfied	10.40%	21
Satisfied	36.14%	73
Very Satisfied	36.14%	73
To be honest, I don't really know	1.49%	3
Not applicable	15.84%	32
TOTAL		202

Q31: During this academic year, does your student participate in organized performing arts activities, such as music and plays, of some sort? Please select all that apply. Note that we are not referring to subject-based camps that occur only during summer or vacation breaks.

Answered: 203 Skipped: 29



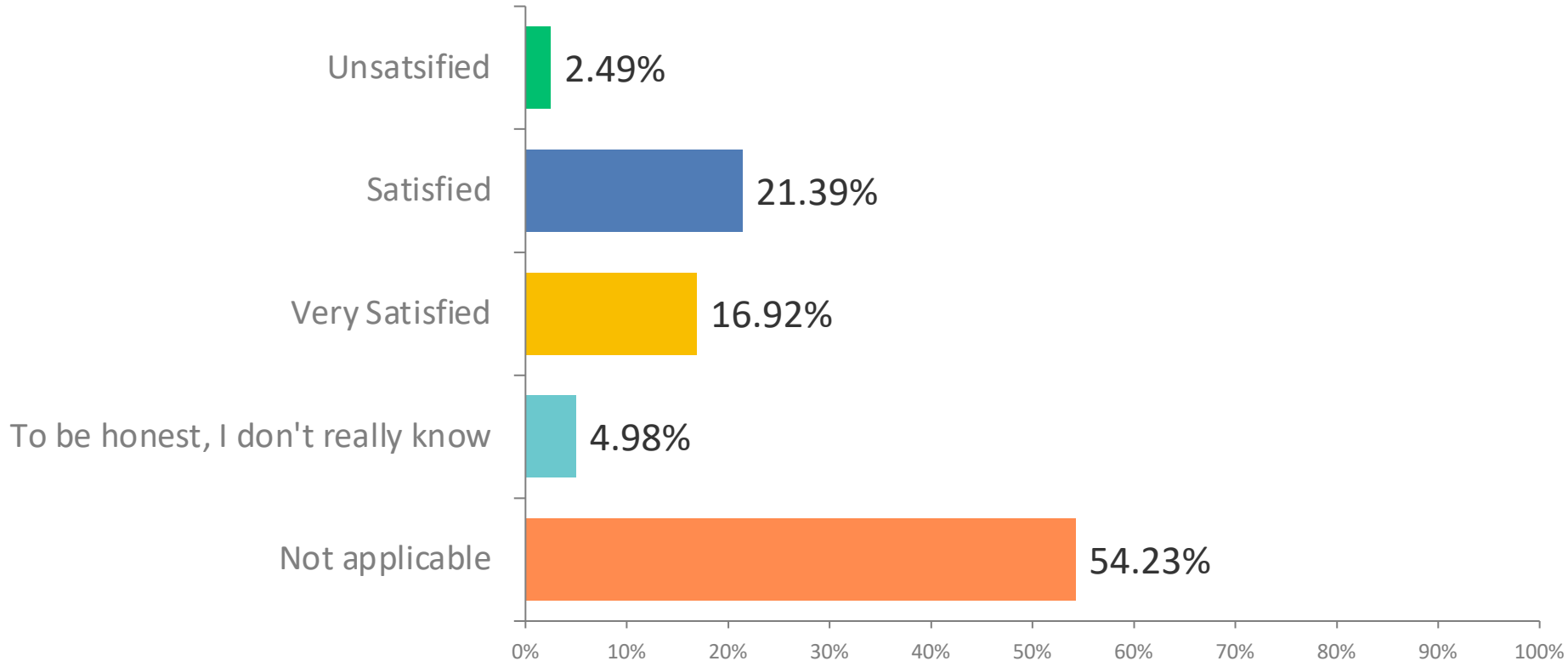
Q31: During this academic year, does your student participate in organized performing arts activities, such as music and plays, of some sort? Please select all that apply. Note that we are not referring to subject-based camps that occur only during summer or vacation breaks.

Answered: 203 Skipped: 29

ANSWER CHOICES	RESPONSES	
No, not at all, no interest	55.67%	113
No, not at all, logistics are too challenging	8.37%	17
No, not at all, too expensive	0.99%	2
Yes, through school-sponsored programs	27.09%	55
Yes, through the town's Parks & Recreation	0.49%	1
Yes, through a private organization	9.85%	20
Yes, through other methods	6.40%	13
Yes, but in an unorganized way	2.46%	5
TOTAL		226

Q33: Generally during this academic year, how satisfied are you with your student's experiences for performing arts activities?

Answered: 201 Skipped: 31



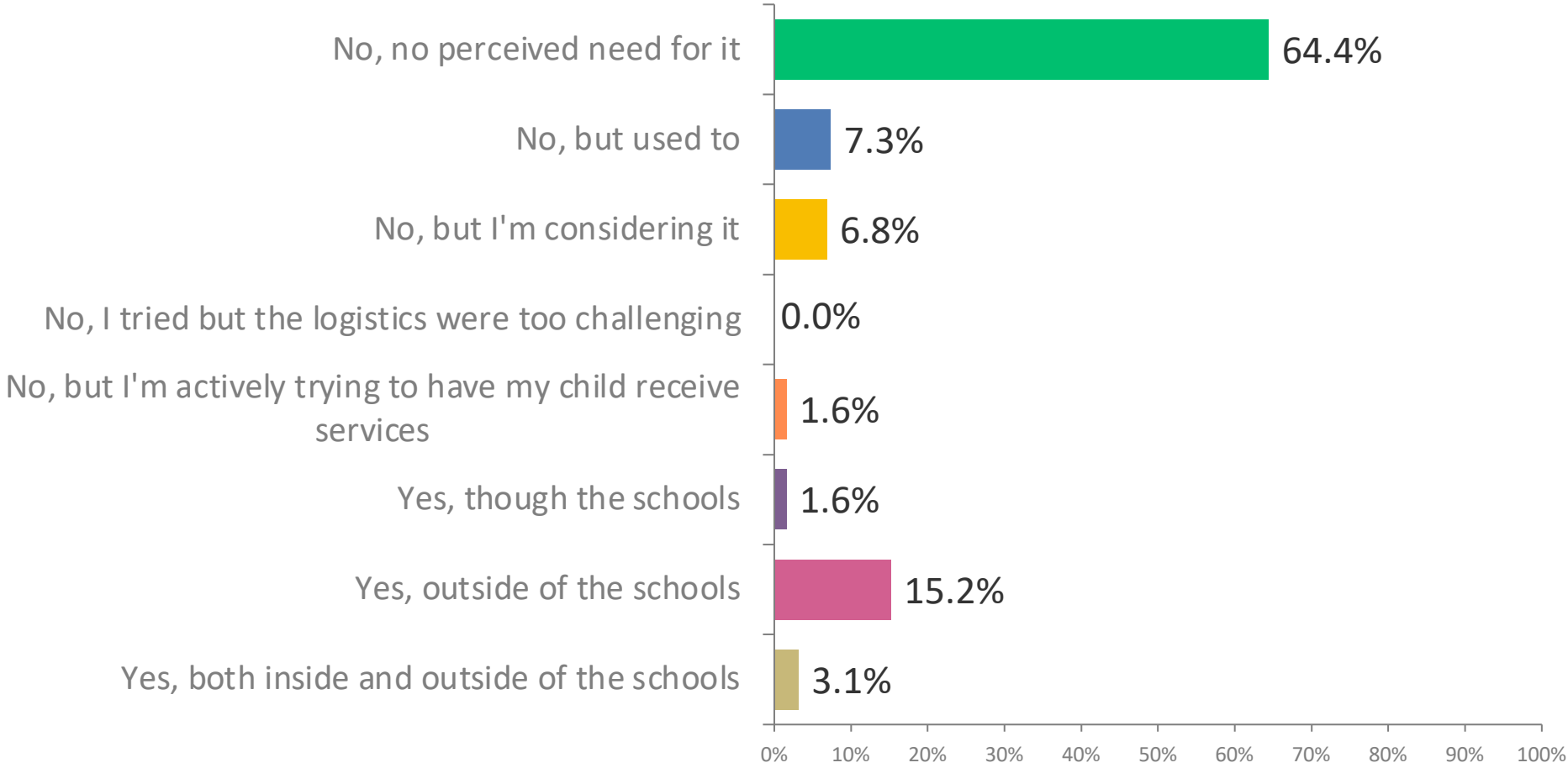
Q33: Generally during this academic year, how satisfied are you with your student's experiences for performing arts activities?

Answered: 201 Skipped: 31

ANSWER CHOICES	RESPONSES	
Unsatisfied	2.49%	5
Satisfied	21.39%	43
Very Satisfied	16.92%	34
To be honest, I don't really know	4.98%	10
Not applicable	54.23%	109
TOTAL		201

Q35: Does your student currently receive mental health and/or behavioral health services?

Answered: 191 Skipped: 41



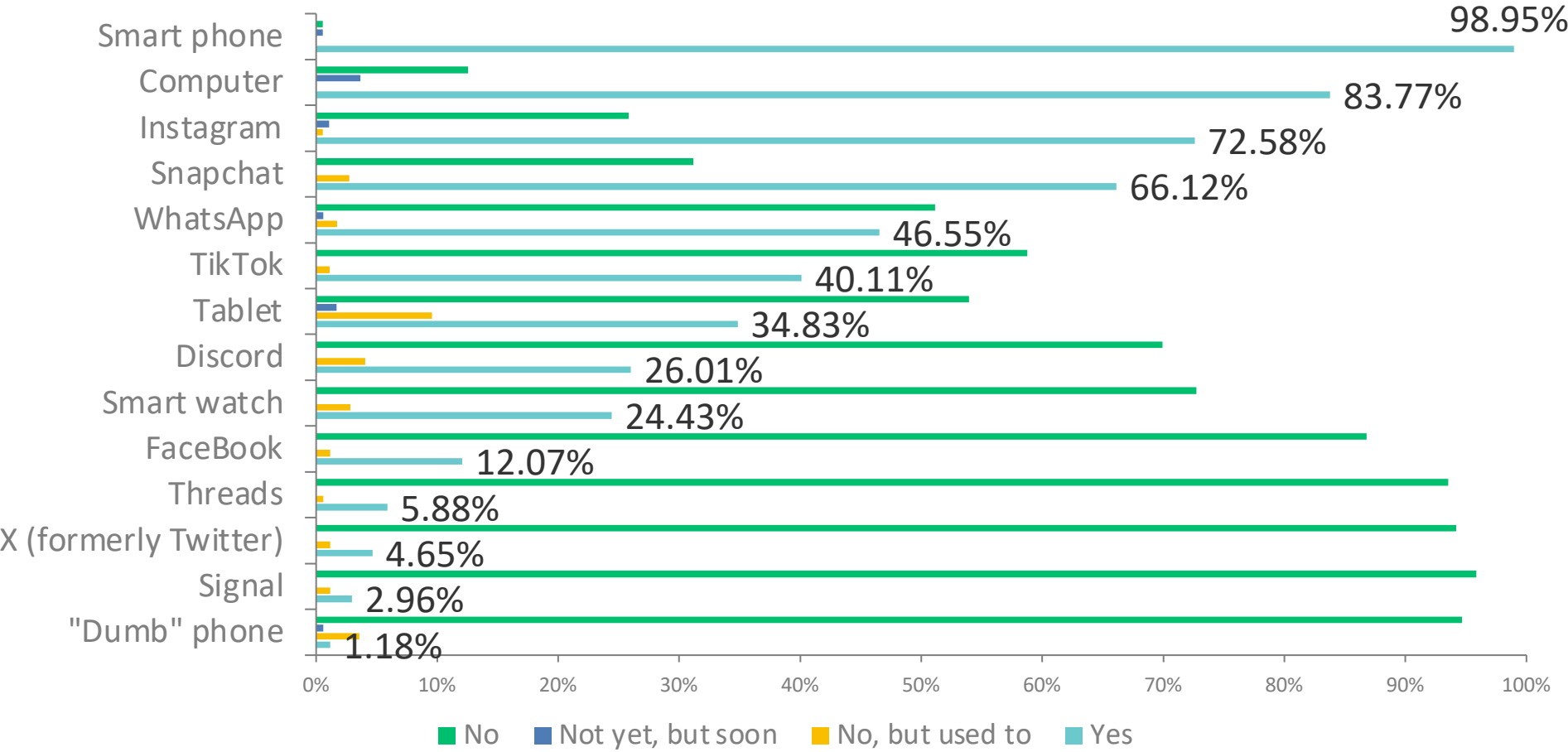
Q35: Does your student currently receive mental health and/or behavioral health services?

Answered: 191 Skipped: 41

ANSWER CHOICES	RESPONSES	
No, no perceived need for it	64.40%	123
No, but used to	7.33%	14
No, but I'm considering it	6.81%	13
No, I tried bu the logistics were too challenging	0.00%	0
No, but I'm actively trying to have my child receive services	1.57%	3
Yes, though the schools	1.57%	3
Yes, outside of the schools	15.18%	29
Yes, both inside and outside of the schools	3.14%	6
TOTAL		191

Q37: To your knowledge, does your student have any of the following devices or social media accounts for their own specific, individual, use?

Answered: 193 Skipped: 39



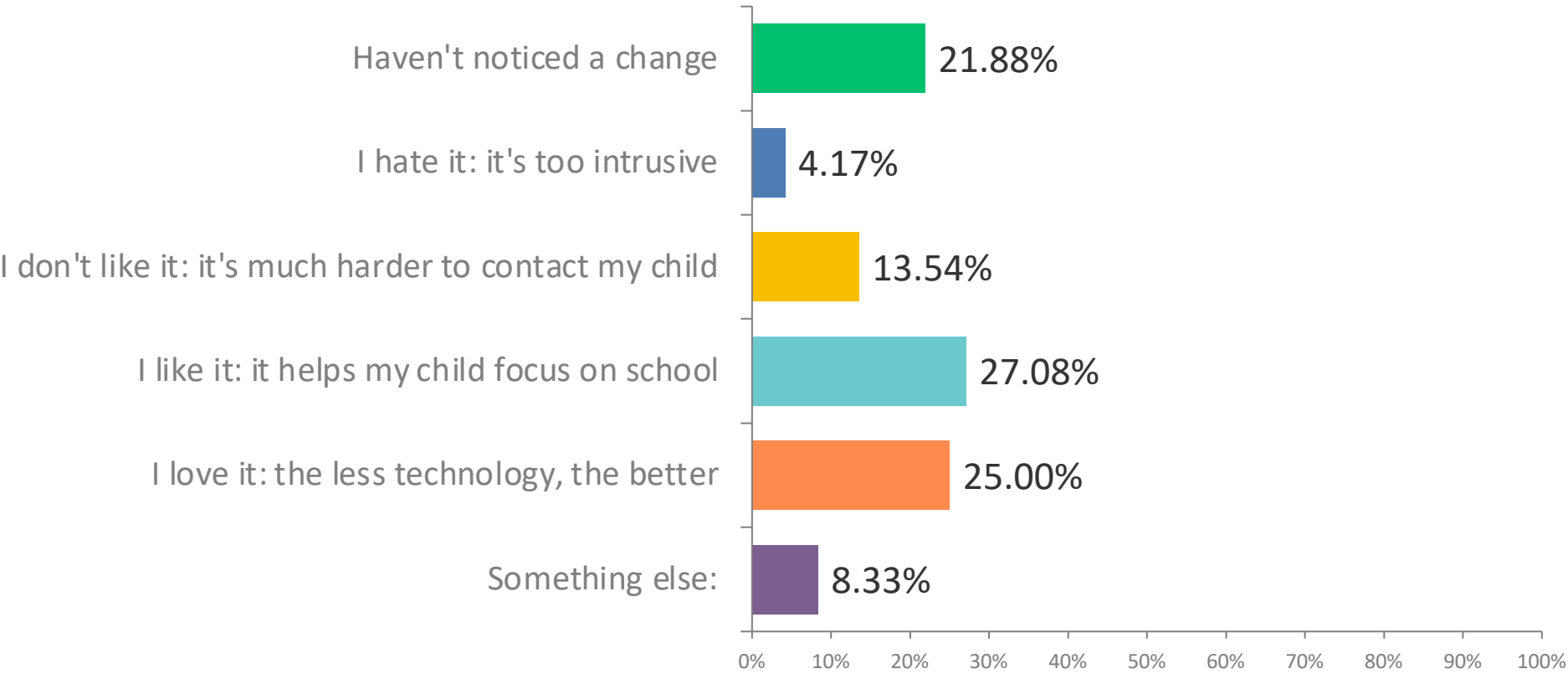
Q37: To your knowledge, does your student have any of the following devices or social media accounts for their own specific, individual, use?

Answered: 193 Skipped: 39

	NO	NOT YET, BUT SOON	NO, BUT USED TO	YES	TOTAL
Smart phone	0.53%	0.53%	0.00%	98.95%	190
Computer	12.57%	3.66%	0.00%	83.77%	191
Instagram	25.81%	1.08%	0.54%	72.58%	186
Snapchat	31.15%	0.00%	2.73%	66.12%	183
WhatsApp	51.15%	0.57%	1.72%	46.55%	174
TikTok	58.76%	0.00%	1.13%	40.11%	177
Tablet	53.93%	1.69%	9.55%	34.83%	178
Discord	69.94%	0.00%	4.05%	26.01%	173
Smart watch	72.73%	0.00%	2.84%	24.43%	176
FaceBook	86.78%	0.00%	1.15%	12.07%	174
Threads	93.53%	0.00%	0.59%	5.88%	170
X (formerly Twitter)	94.19%	0.00%	1.16%	4.65%	172
Signal	95.86%	0.00%	1.18%	2.96%	169
“Dumb” phone	94.67%	0.59%	3.55%	1.18%	169

Q39: In this 2025-2026 academic year, New Hampshire and Vermont laws went into effect that generally banned individual smart devices "bell to bell" within the schools. The district's policies were updated to reflect this legal change in late 2025. Have you noticed an impact of this policy and legal change on your student and family?

Answered: 192 Skipped: 40



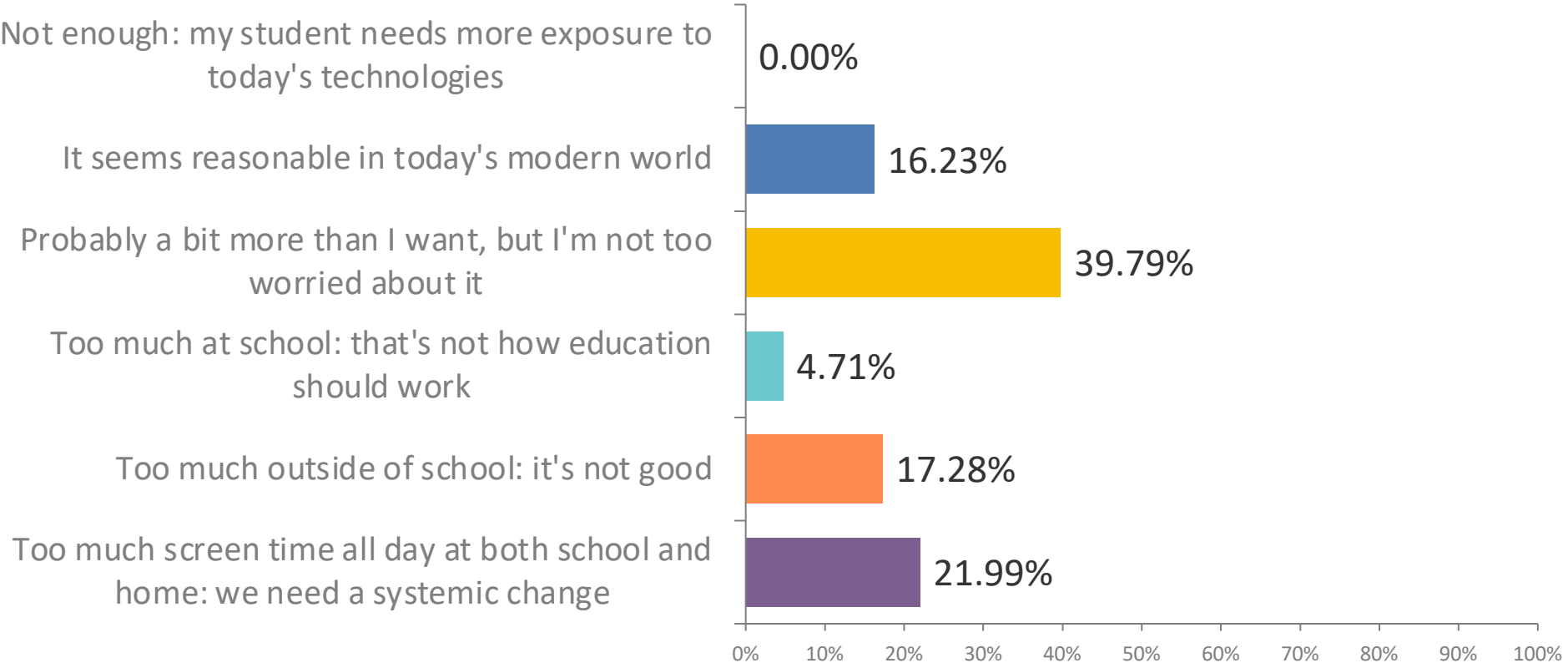
Q39: In this 2025-2026 academic year, New Hampshire and Vermont laws went into effect that generally banned individual smart devices "bell to bell" within the schools. The district's policies were updated to reflect this legal change in late 2025. Have you noticed an impact of this policy and legal change on your student and family?

Answered: 192 Skipped: 40

ANSWER CHOICES	RESPONSES	
Haven't noticed a change	21.88%	42
I hate it: it's too intrusive	4.17%	8
I don't like it: it's much harder to contact my child	13.54%	26
I like it: it helps my child focus on school	27.08%	52
I love it: the less technology, the better	25.00%	48
Something else:	8.33%	16
TOTAL		192

Q41: Generally, what are your thoughts on your student's daily time in front of screens, such as computers, phones, and televisions?

Answered: 191 Skipped: 41



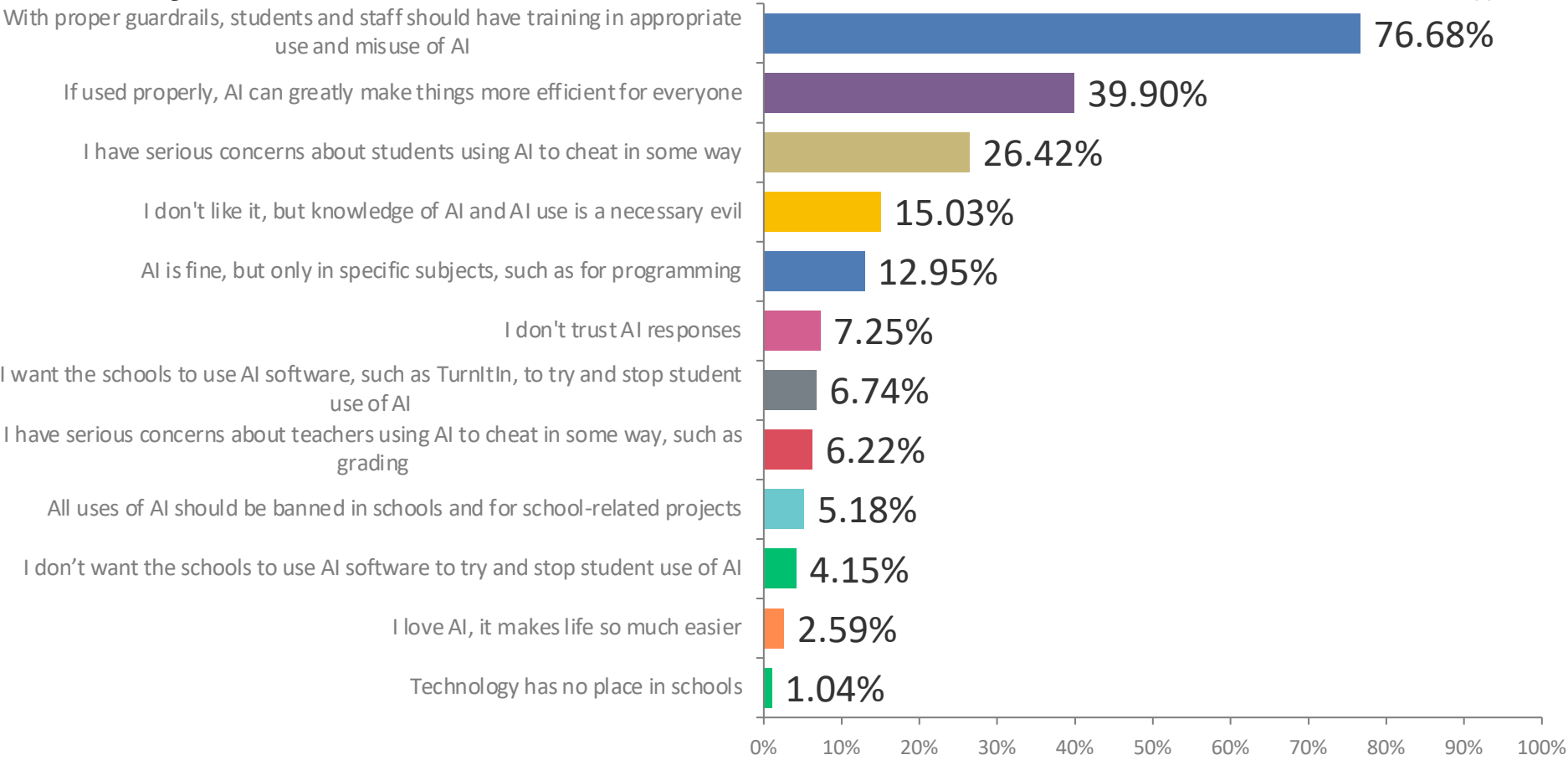
Q41: Generally, what are your thoughts on your student's daily time in front of screens, such as computers, phones, and televisions?

Answered: 191 Skipped: 41

ANSWER CHOICES	RESPONSES	
Not enough: my student needs more exposure to today's technologies	0.00%	0
It seems reasonable in today's modern world	16.23%	31
Probably a bit more than I want, but I'm not too worried about it	39.79%	76
Too much at school: that's not how education should work	4.71%	9
Too much outside of school: it's not good	17.28%	33
Too much screen time all day at both school and home: we need a systemic change	21.99%	42
TOTAL		191

Q43: What are your thoughts on AI (artificial intelligence) technologies, such as ChatGPT, for use in school or for school projects? Please select up to 3 of the most important choices below for you.

Answered: 193 Skipped: 39



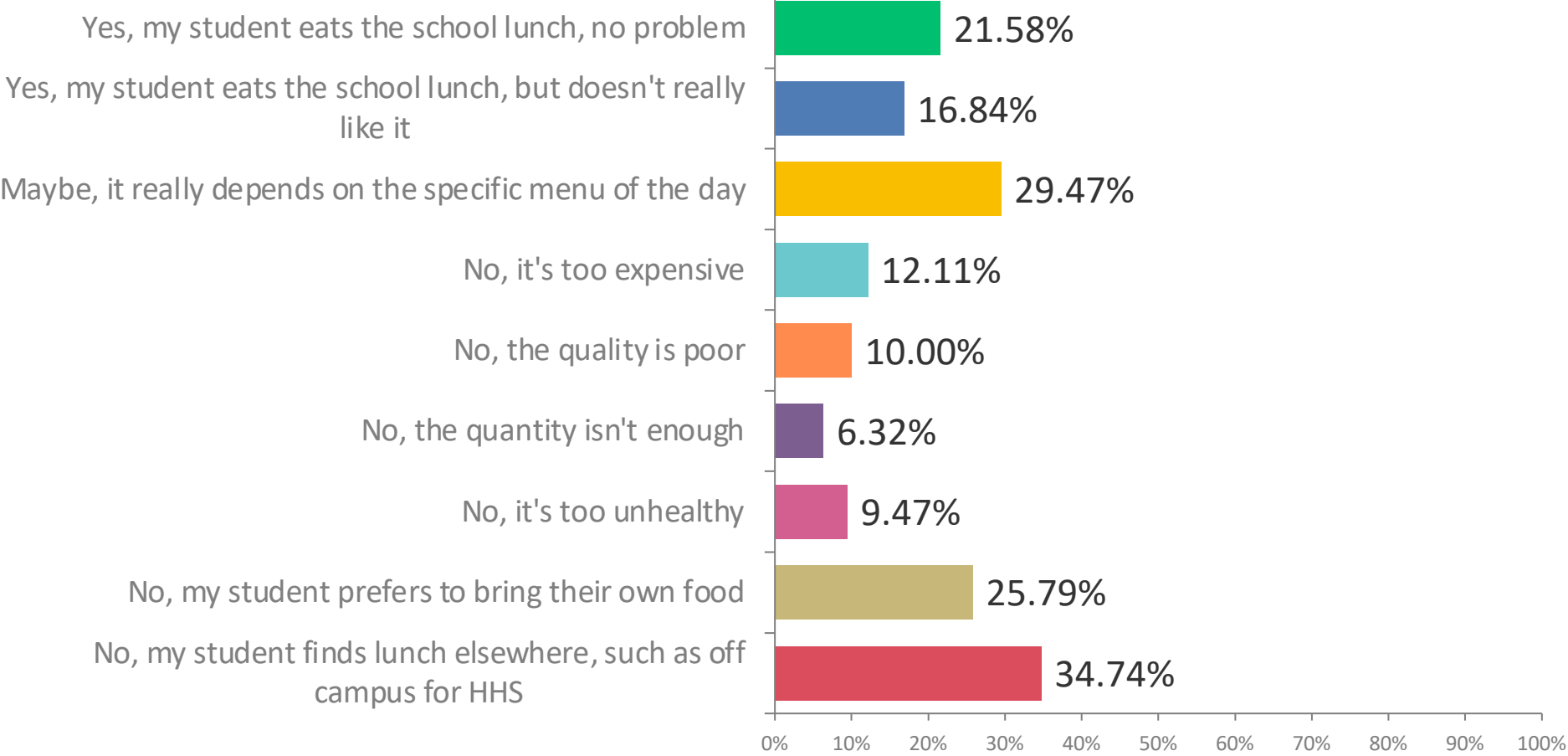
Q43: What are your thoughts on AI (artificial intelligence) technologies, such as ChatGPT, for use in school or for school projects? Please select up to 3 of the most important choices below for you.

Answered: 193 Skipped: 39

ANSWER CHOICES	RESPONSES	
With proper guardrails, students and staff should have training in appropriate use and misuse of AI	76.68%	148
If used properly, AI can greatly make things more efficient for everyone	39.90%	77
I have serious concerns about students using AI to cheat in some way	26.42%	51
I don't like it, but knowledge of AI and AI use is a necessary evil	15.03%	29
AI is fine, but only in specific subjects, such as for programming	12.95%	25
I don't trust AI responses	7.25%	14
I want the schools to use AI software, such as TurnItIn, to try and stop student use of AI	6.74%	13
I have serious concerns about teachers using AI to cheat in some way, such as grading	6.22%	12
All use of AI should be banned in schools and for school-related projects	5.18%	10
I don't want the schools to use AI software to try and stop student use of AI	4.15%	8
I love AI, it makes life so much easier	2.59%	5
Technology has no place in schools	1.04%	2

Q45: We have heard numerous comments this year about the lunch programs across each of the four schools. Please let us know how you typically handle lunch for your student. Please select all that apply.

Answered: 190 Skipped: 42



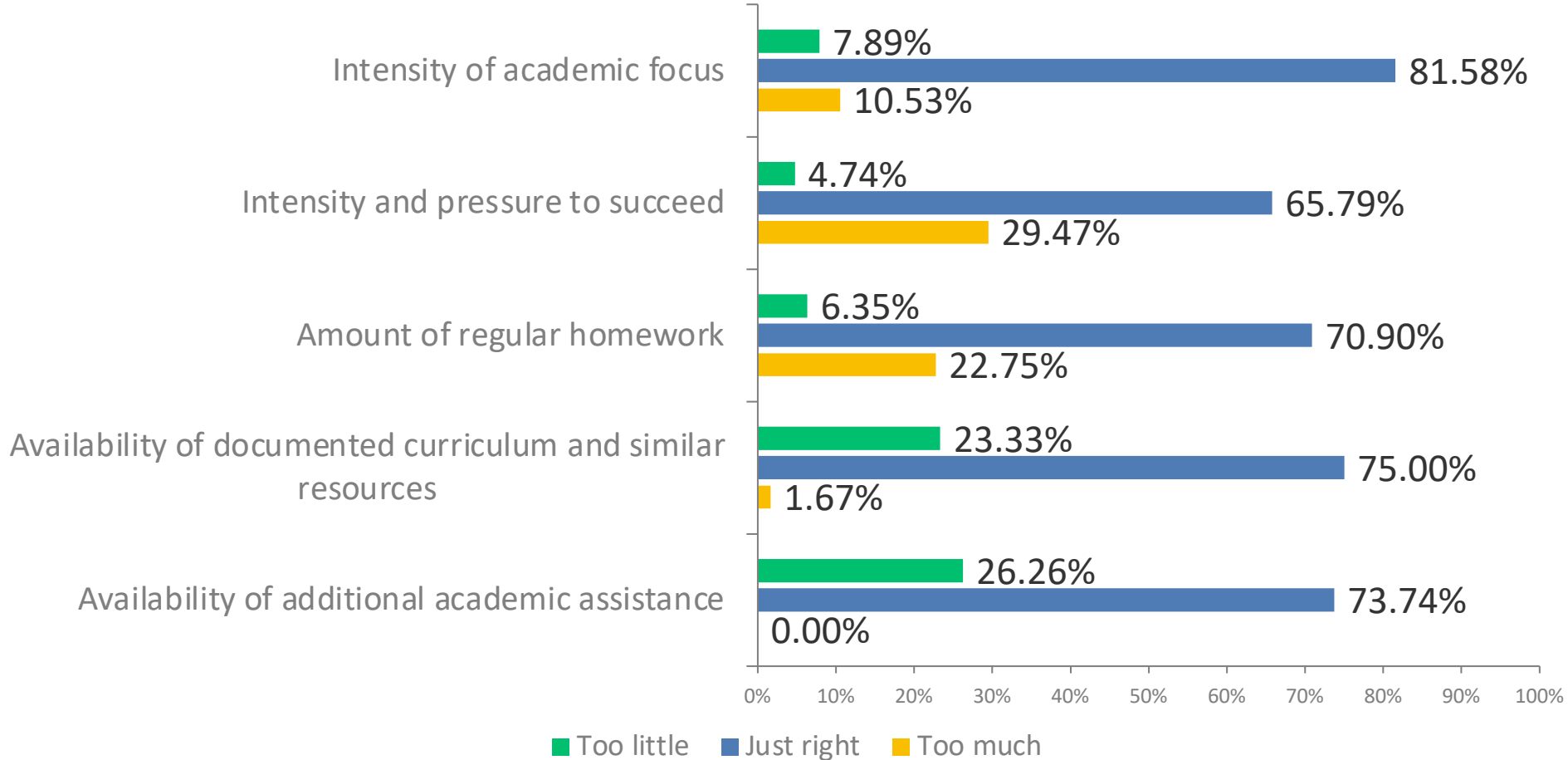
Q45: We have heard numerous comments this year about the lunch programs across each of the four schools. Please let us know how you typically handle lunch for your student. Please select all that apply.

Answered: 190 Skipped: 42

ANSWER CHOICES	RESPONSES	
Yes, my student eats the school lunch, no problem	21.58%	41
Yes, my student eats the school lunch, but doesn't really like it	16.84%	32
Maybe, it really depends on the specific menu of the day	29.47%	56
No, it's too expensive	12.11%	23
No, the quality is poor	10.00%	19
No, the quantity isn't enough	6.32%	12
No, it's too unhealthy	9.47%	18
No, my student prefers to bring their own food	25.79%	49
No, my student finds lunch elsewhere, such as off campus for HHS	34.74%	66
TOTAL		316

Q47: Please assess these aspects of our schools:

Answered: 190 Skipped: 42



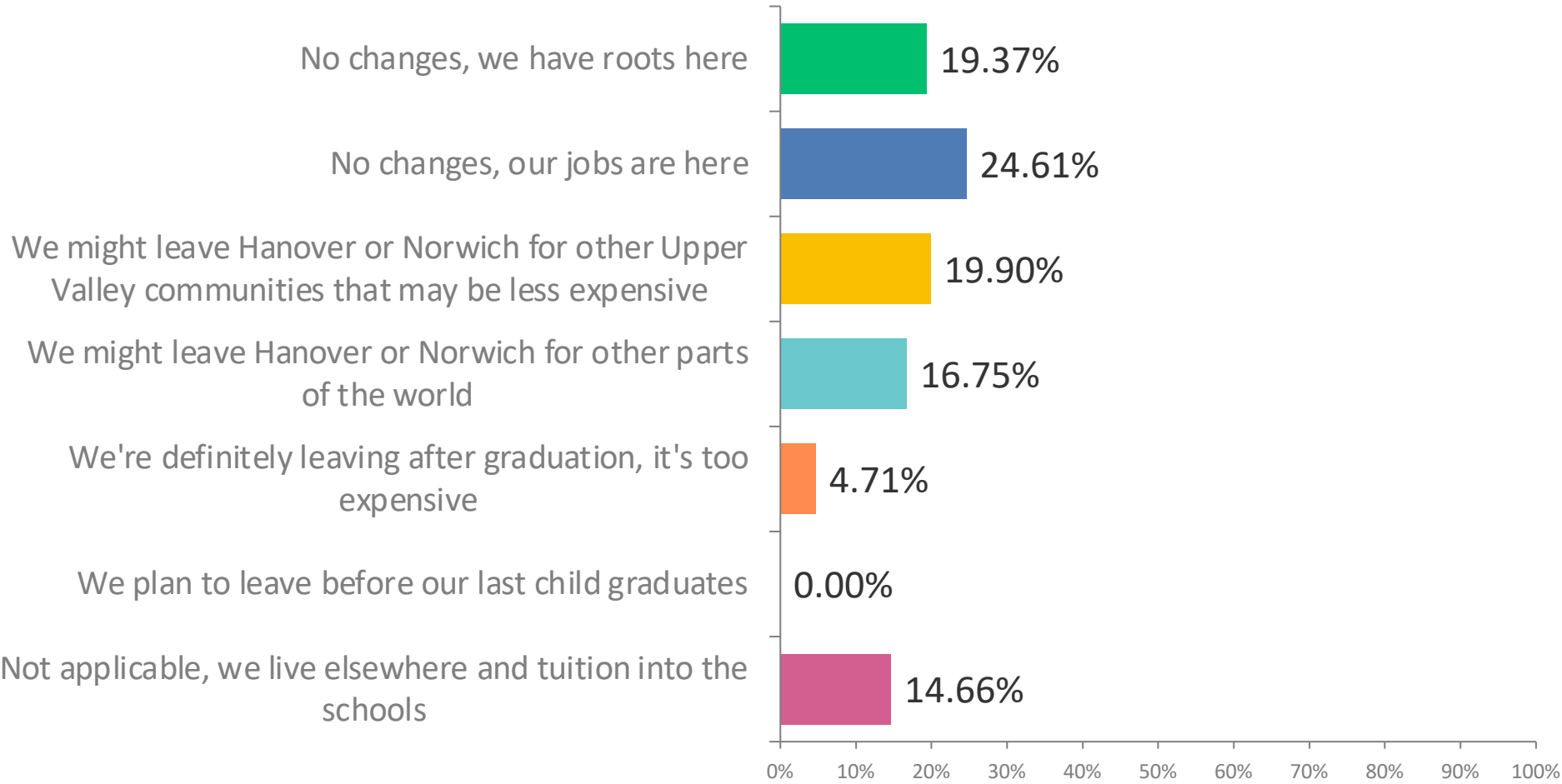
Q47: Please assess these aspects of our schools:

Answered: 190 Skipped: 42

	TOO LITTLE	JUST RIGHT	TOO MUCH	TOTAL
Intensity of academic focus	7.89% 15	81.58% 155	10.53% 20	190
Intensity and pressure to succeed	4.74% 9	65.79% 125	29.47% 56	190
Amount of regular homework	6.35% 12	70.90% 134	22.75% 43	189
Availability of documented curriculum and similar resources	23.33% 42	75.00% 135	1.67% 3	180
Availability of additional academic assistance	26.26% 47	73.74% 132	0.00% 0	179

Q49: When your last student graduates from high school, do you anticipate any changes for living in Hanover or Norwich?

Answered: 191 Skipped: 41



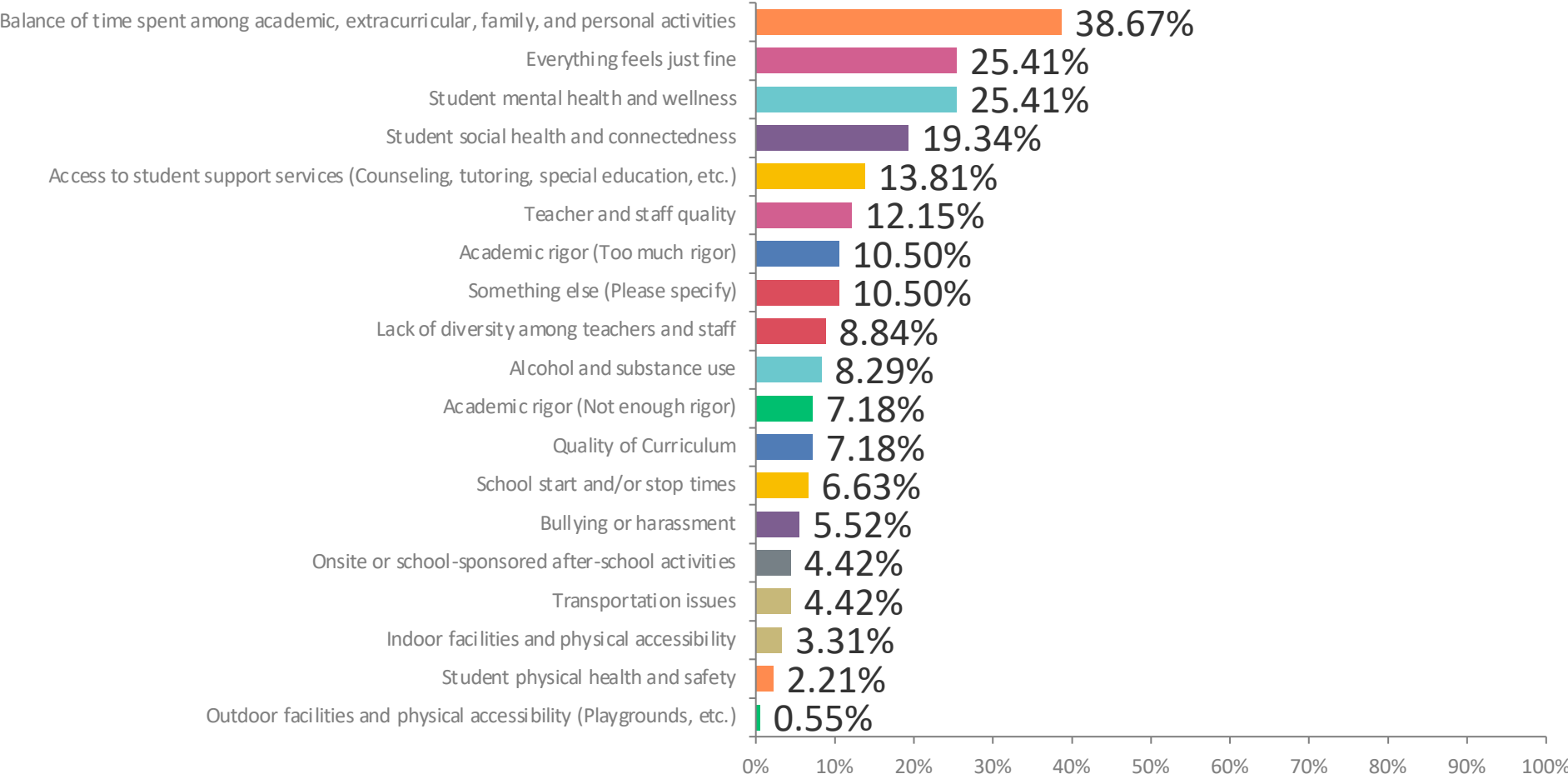
Q49: When your last student graduates from high school, do you anticipate any changes for living in Hanover or Norwich?

Answered: 191 Skipped: 41

ANSWER CHOICES	RESPONSES	
No changes, we have roots here	19.37%	37
No changes, our jobs are here	24.61%	47
We might leave Hanover or Norwich for other Upper Valley communities that may be less expensive	19.90%	38
We might leave Hanover or Norwich for other parts of the world	16.75%	32
We're definitely leaving after graduation, it's too expensive	4.71%	9
We plan to leave before our last child graduates	0.00%	0
Not applicable, we live elsewhere and tuition into the schools	14.66%	28

Q51: What are the biggest current challenges adversely affecting quality of life in our SAU 70 schools? Please choose up to 3 of the most important answers for you.

Answered: 181 Skipped: 51



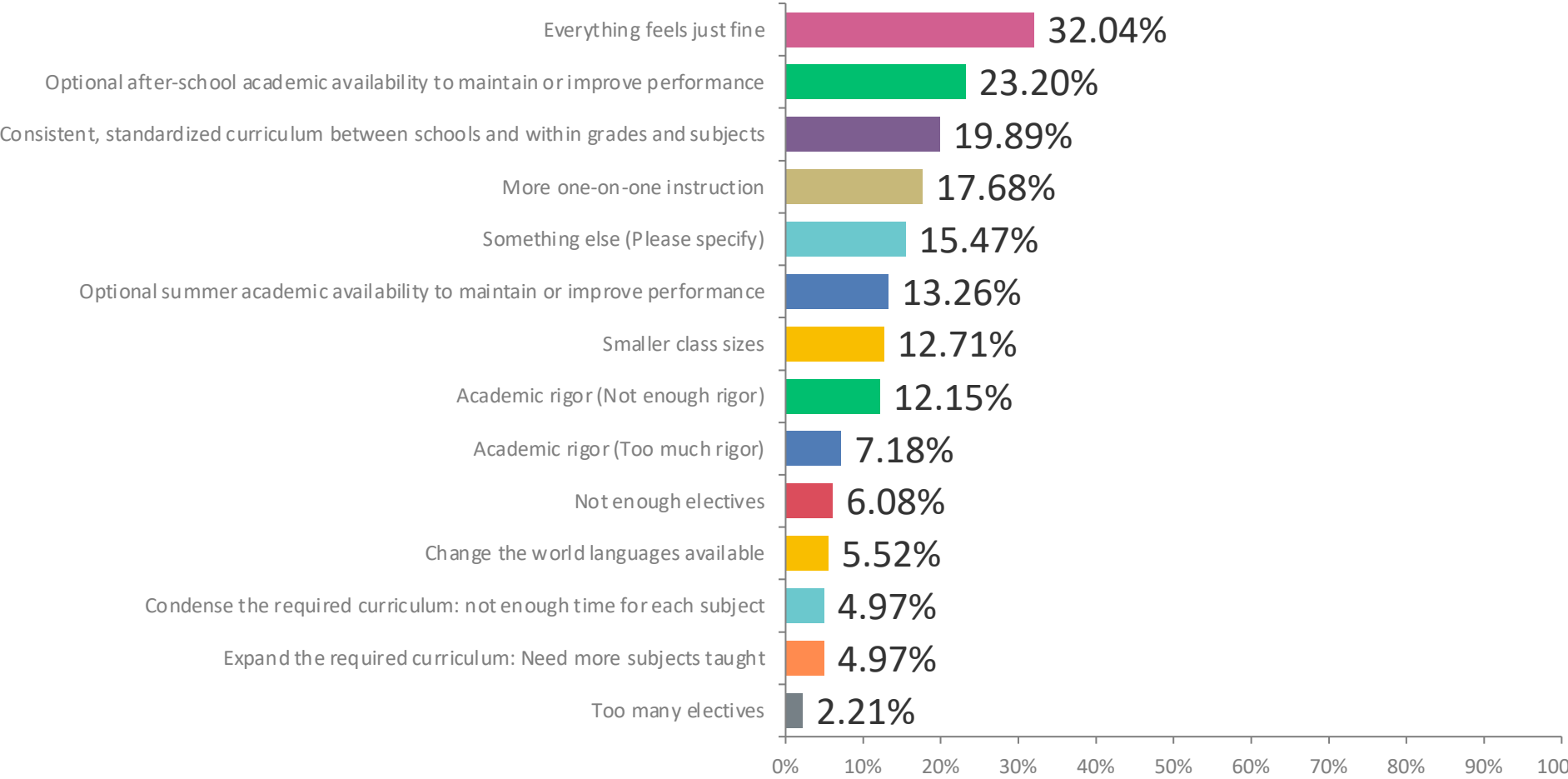
Q51: What are the biggest current challenges adversely affecting quality of life in our SAU 70 schools? Please choose up to 3 of the most important answers for you.

Answered: 181 Skipped: 51

ANSWER CHOICES	RESPONSES	
Balance of time spent among academic, extracurricular, family, and personal activities	38.67%	70
Everything feels just fine	25.41%	46
Student mental health and wellness	25.41%	46
Student social health and connectedness	19.34%	35
Access to student support services (Counseling, tutoring, special education, etc.)	13.81%	25
Teacher and staff quality	12.15%	22
Academic rigor (Too much rigor)	10.50%	19
Something else (Please specify)	10.50%	19
Lack of diversity among teachers and staff	8.84%	16
Alcohol and substance use	8.29%	15
Academic rigor (Not enough rigor)	7.18%	13
Quality of curriculum	7.18%	13
School start and/or stop times	6.63%	12
Bullying or harassment	5.52%	10
Onsite or school-sponsored after-school activities	4.42%	8
Transportation issues	4.42%	8
Indoor facilities and physical accessibility	3.31%	6
Student physical health and safety	2.21%	4
Outdoor facilities and physical accessibility (Playgrounds, etc.)	0.55%	1

Q53: What are the most pressing academic needs within our schools? Please choose up to 3 of the most important answers for you.

Answered: 181 Skipped: 51



Q53: What are the most pressing academic needs within our schools? Please choose up to 3 of the most important answers for you.

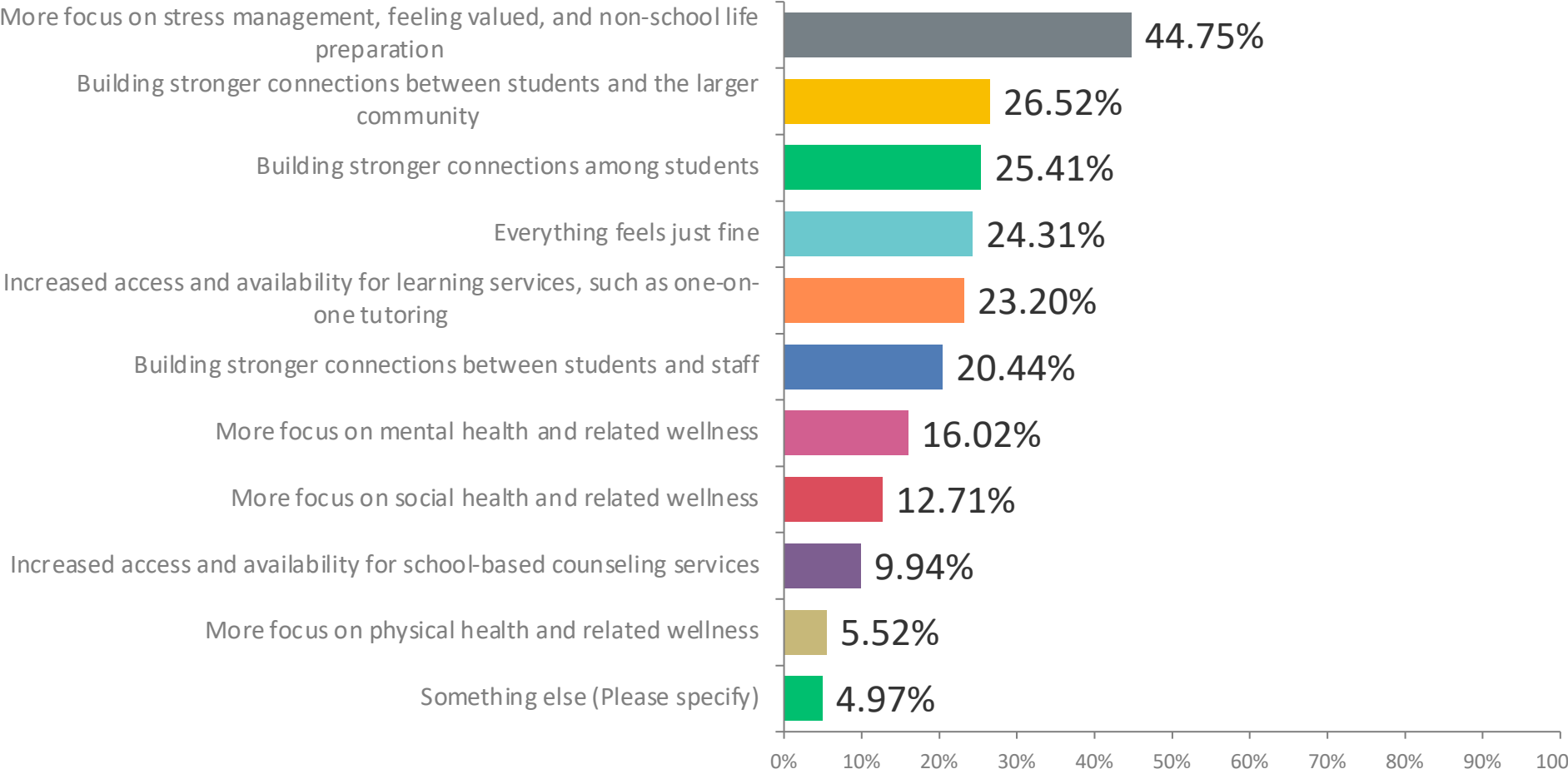
Answered: 181 Skipped: 51

ANSWER CHOICES	RESPONSES	
Everything feels just fine	32.04%	58
Optional after-school academic availability to maintain or improve performance	23.20%	42
Consistent, standardized curriculum between schools and within grades and subjects	19.89%	36
More one-on-one instruction	17.68%	32
Something else (Please specify)	15.47%	28
Optional summer academic availability to maintain or improve performance	13.26%	24
Smaller class sizes	12.71%	23
Academic rigor (Not enough rigor)	12.15%	22
Academic rigor (Too much rigor)	7.18%	13
Not enough electives	6.08%	11
Change the world languages available	5.52%	10
Condense the required curriculum: not enough time for each subject	4.97%	9
Expand the required curriculum: Need more subjects taught	4.97%	9
Too many electives	2.21%	4

Q55: What are the most pressing student support and service needs within our schools?

Please choose up to 3 of the most important answers for you below.

Answered: 181 Skipped: 51



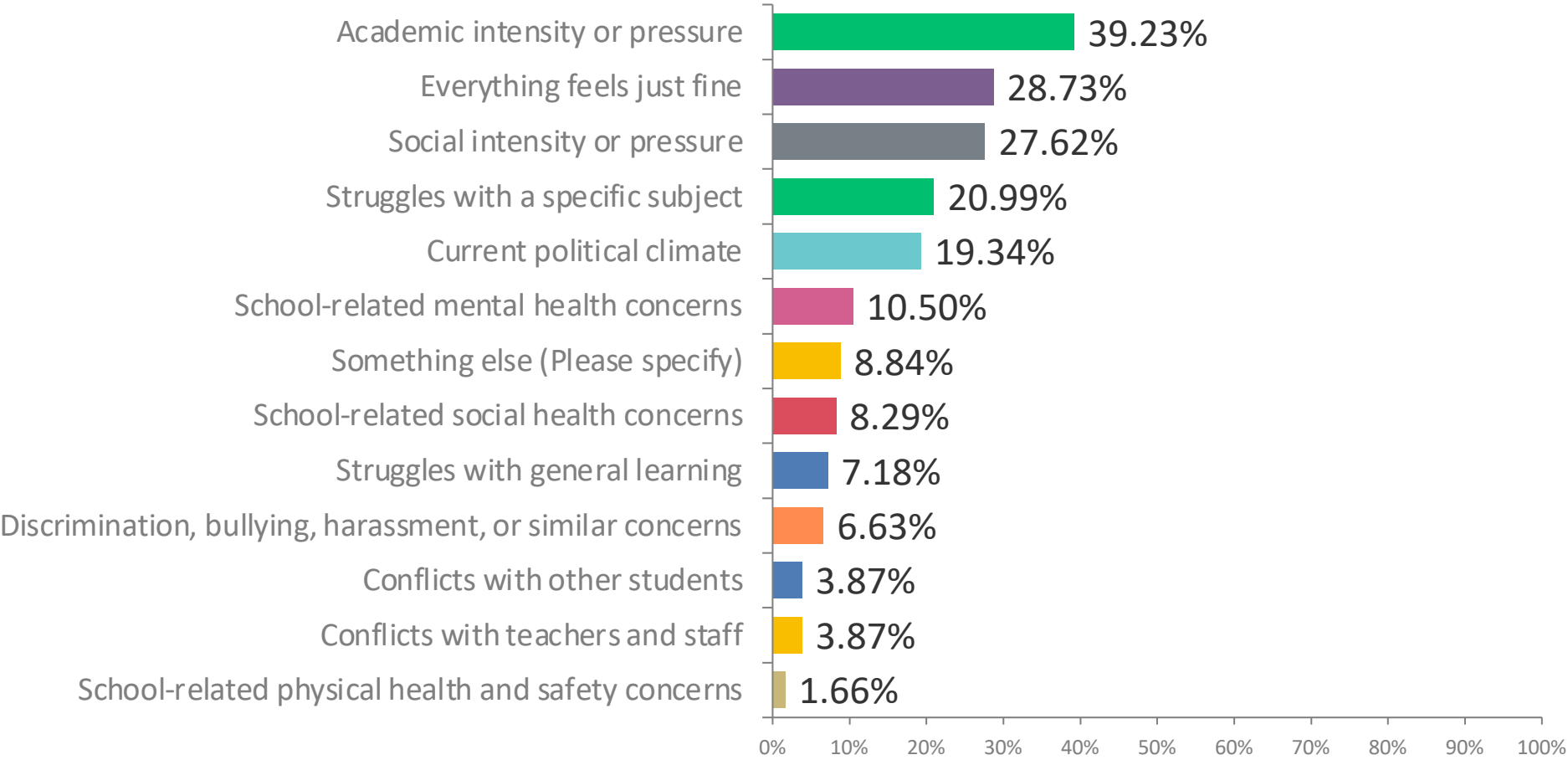
**Q55: What are the most pressing student support and service needs within our schools?
Please choose up to 3 of the most important answers for you below.**

Answered: 181 Skipped: 51

ANSWER CHOICES	RESPONSES	
More focus on stress management, feeling valued, and non-school life preparation	44.75%	81
Building stronger connections between students and the larger community	26.52%	48
Building stronger connections among students	25.41%	46
Everything feels just fine	24.31%	44
Increased access and availability for learning services, such as one-on-one tutoring	23.20%	42
Building stronger connections between students and staff	20.44%	37
More focus on mental health and related wellness	16.02%	29
More focus on social health and related wellness	12.71%	23
Increased access and availability for school-based counseling services	9.94%	18
More focus on physical health and related wellness	5.52%	10
Something else (Please specify)	4.97%	9

Q57: What are the most pressing concerns for your specific student during the school day?
Please choose up to 3 of the most important responses to you below.

Answered: 181 Skipped: 51

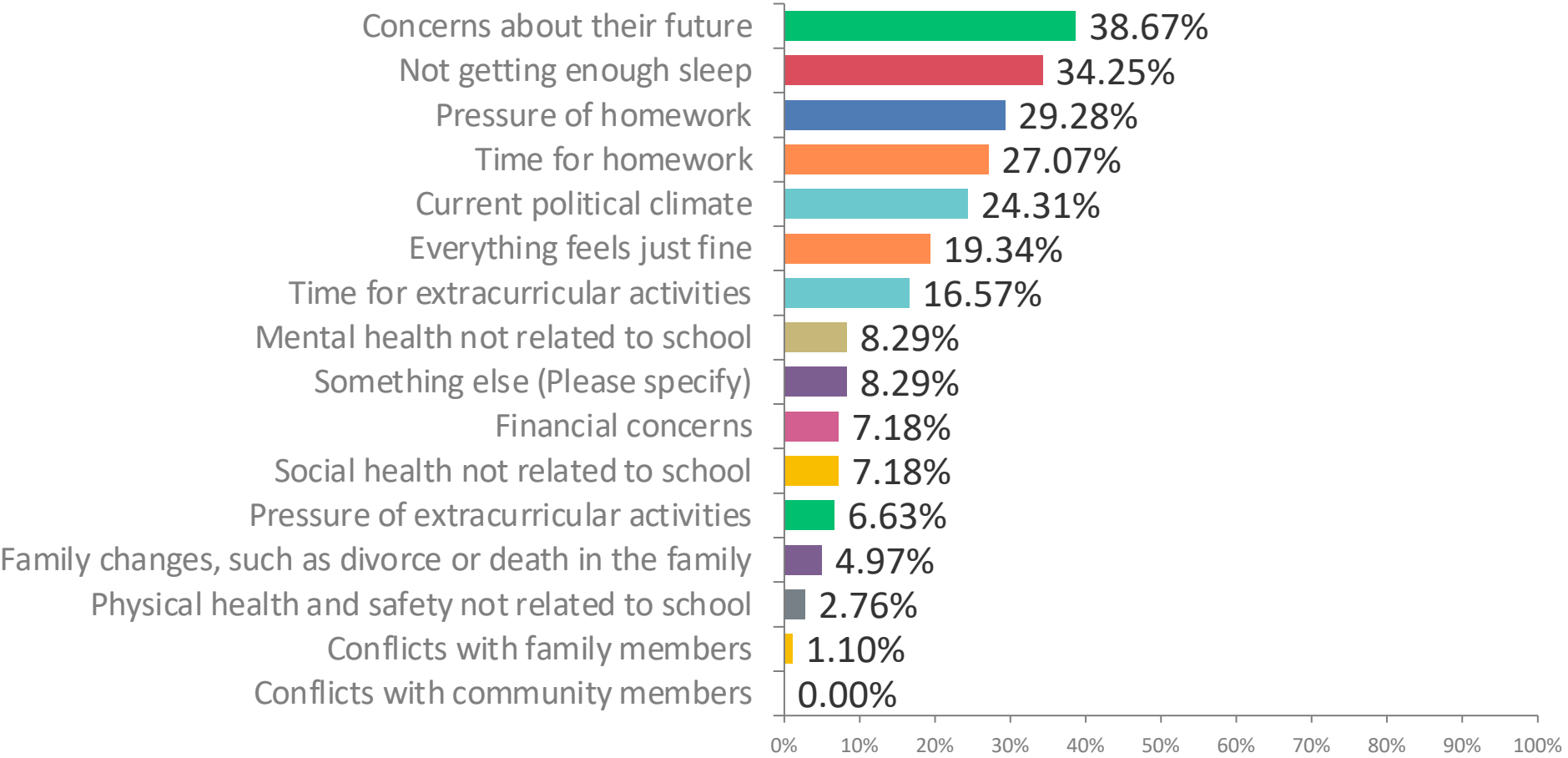


**Q57: What are the most pressing concerns for your specific student during the school day?
Please choose up to 3 of the most important responses to you below.**

Answered: 181 Skipped: 51

ANSWER CHOICES	RESPONSES	
Academic intensity or pressure	39.23%	71
Everything feels just fine	28.73%	52
Social intensity or pressure	27.62%	50
Struggles with a specific subject	20.99%	38
Current political climate	19.34%	35
School-related mental health concerns	10.50%	19
Something else (Please specify)	8.84%	16
School-related social health concerns	8.29%	15
Struggles with general learning	7.18%	13
Discrimination, bullying, harassment, or similar concerns	6.63%	12
Conflicts with other students	3.87%	7
Conflicts with teachers and staff	3.87%	7
School-related physical health and safety concerns	1.66%	3

Q59: What are the most pressing concerns for your specific student outside of the school day? Please choose up to 3 of the most important answers below for you. Answered: 181 Skipped: 51



Q59: What are the most pressing concerns for your specific student outside of the school day? Please choose up to 3 of the most important answers below for you.

Answered: 181 Skipped: 51

ANSWER CHOICES	RESPONSES	
Concerns about their future	38.67%	70
Not getting enough sleep	34.25%	62
Pressure of homework	29.28%	53
Time for homework	27.07%	49
Current political climate	24.31%	44
Everything feels just fine	19.34%	35
Time for extracurricular activities	16.57%	30
Mental health not related to school	8.29%	15
Something else (Please specify)	8.29%	15
Financial concerns	7.18%	13
Social health not related to school	7.18%	13
Pressure of extracurricular activities	6.63%	12
Family changes, such as divorce or death in the family	4.97%	9
Physical health and safety not related to school	2.76%	5
Conflicts with family members	1.10%	2
Conflicts with community members	0.00%	0

Q61: In recent years, the schools have undertaken several large-scale initiatives, such as introducing Pre-K at MCS, afterschool athletics at Richmond, district-wide Strategic Planning and Climate Action Plans, a new septic system and playground at MCS, new and renovated track and baseball fields for HHS, curriculum program adoptions at MCS and Ray, and ongoing curriculum documentation and standardization. Within the next 5 years, which new large-scale initiatives are the most important for you? Please choose up to 3 of the most important answers for you below.

Answered: 181 Skipped: 51

Answers on following slide

Q61: 5-Year Initiatives

Introduce and expand additional practice subjects for study, such as driver's education, business education, and family & consumer sciences ("home economics")

53.59%

Hiring and strongly supporting a more diverse staff

25.41%

Large-scale sustainability measures and improvements to existing buildings and grounds

21.55%

More indoor recreation and sports facilities

19.34%

Introduce new world languages for study, such as Mandarin Chinese

16.57%

Changes to the start and stop times of the schools

15.47%

Something else (Please specify):

12.71%

Public, school-sponsored, full-day Pre-K for Hanover students

8.84%

School-sponsored before-and-after school childcare for MCS and Ray

8.29%

School-sponsored sports and afterschool activities for MCS and Ray

8.29%

None of these seem important currently, everything feels just fine

6.63%

None of these seem important currently, focus on budgetary savings

3.87%

0% 10% 20% 30% 40% 50% 60% 70% 80% 90% 100%

Q61: 5-Year Initiatives

ANSWER CHOICES	RESPONSES	
Introduce and expand additional practice subjects for study, such as driver's education, business education, and family & consumer sciences ("home economics")	53.59%	97
Hiring and strongly supporting a more diverse staff	25.41%	46
Large-scale sustainability measures and improvements to existing buildings and grounds	21.55%	39
More indoor recreation and sports facilities	19.34%	35
Introduce new world languages for study, such as Mandarin Chinese	16.57%	30
Changes to the start and stop times of the schools	15.47%	28
Something else (Please specify):	12.71%	23
Public, school-sponsored, full-day Pre-K for Hanover students	8.84%	16
School-sponsored before-and-after school childcare for MCS and Ray	8.29%	15
School-sponsored sports and afterschool activities for MCS and Ray	8.29%	15
None of these seem important currently, everything feels just fine	6.63%	12
None of these seem important currently, focus on budgetary savings	3.87%	7