

SAU70 Annual Survey 2026

May 2026

2026 SAU70 Annual Survey: 688 responses (+16.2%)

- April-May 2026 survey sent out to SAU70 parents/guardians
- Open from 4/29/25 until 5/15/25 with multiple reminders from Superintendent
- 64-Item survey: Results presented in both graph and table formats
- School-specific findings will be presented separately for each school
- Parents asked to complete survey once for each child
- Items included 30 free-text response questions and the ability to give free-text “something else” answers for 9 questions; see next slide for summary
- Redacted (to eliminate potentially identifiable information) free-text responses will be available separately; 170-page PDF
 - Free-text responses similar to “no”, “NA”, etc. were removed; “Specific Responses” remain
- By comparison:
 - 2022 SAU70 Strategic Planning Survey: 503 responses
 - 2023 SAU70 Cost Survey: 556 responses (+10.5%)
 - 2025 SAU70 Annual Survey: 592 responses (+6.5%)

**Survey
Count:
688**

**Free-
Text
Counts
→**

Question #	Subject	# Responses	# Specific Responses
08	Events and Schedule Changes	109	104
10	School Quality for Towns	75	72
12	Town Financially Challenging	97	95
14	Satisfaction, General	139	136
16	Satisfaction, Personnel	106	103
18	Satisfaction, Subjects	164	161
20	Alternative Education	111	108
22	Tutoring?	116	112
24	Tutoring Subjects	52	48
26	Tutoring Reasons	28 + 42 Other	25 + 42 Other
28	Athletics?	77	72
30	Athletics Satisfaction	105	101
32	Performing Arts	78	73

**Survey
Count:
688**

**Free-
Text
Counts
→**

Question #	Subject	# Responses	# Specific Responses
34	Performing Arts Satisfaction	62	58
36	Mental/Behavioral Services	41	36
38	Devices and Social Media	62 + 23 Other	57 + 19 Other
40	Smart Device Ban	91 + 43 Other	87 + 41 Other
42	Screens	109	105
44	AI	118	115
46	Lunch	174	172
48	Assessing Various Aspects	97	93
50	After Graduation Plans	51	47
52	Biggest Current Challenges	77 + 57 Other	75 + 55 Other
54	Academic Needs	48 + 72 Other	45 + 70 Other
56	Student Social Support Needs	31 + 31 Other	28 + 27 Other
58	Concerns During School	40 + 55 Other	37 + 52 Other

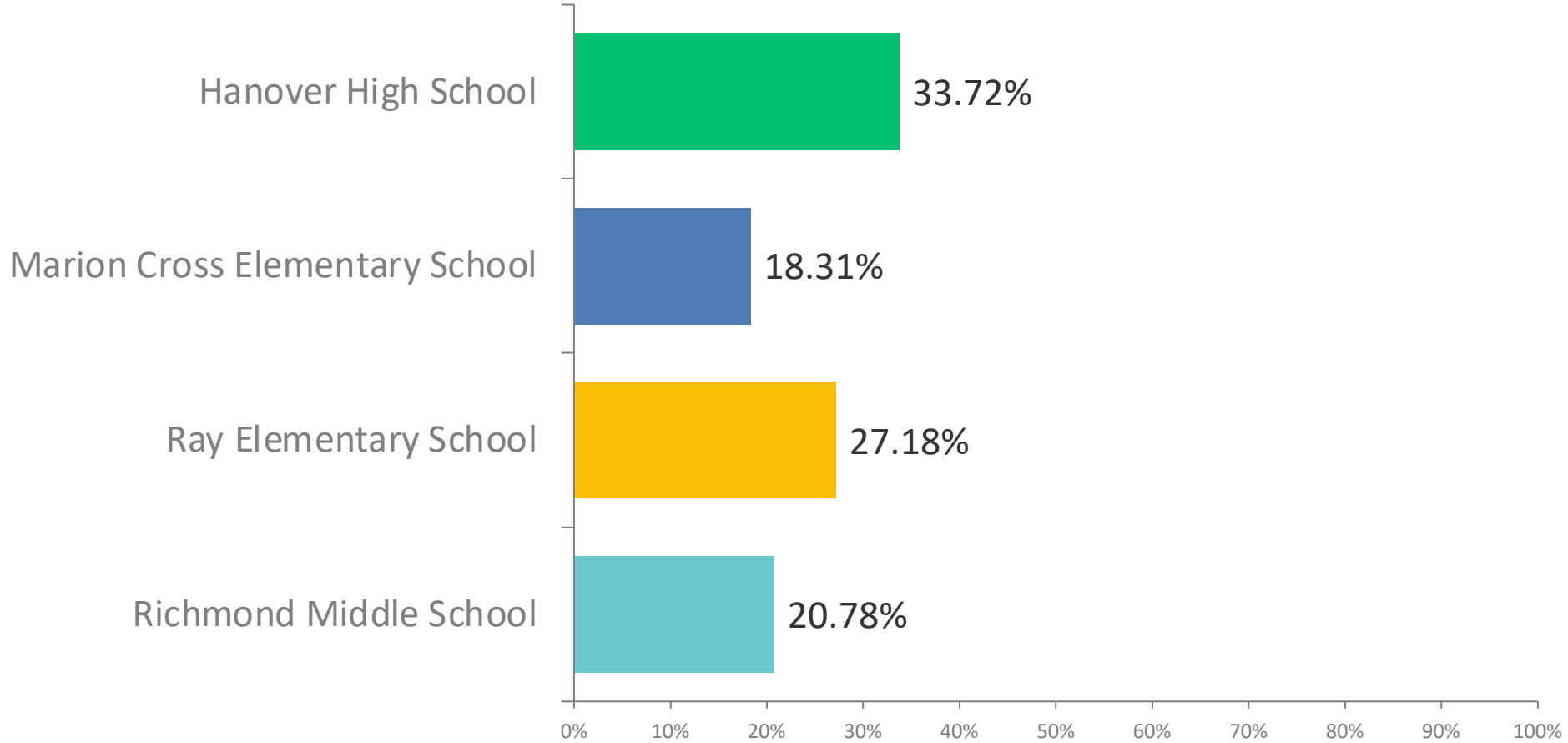
**Survey
Count:
688**

**Free-
Text
Counts
→**

Question #	Subject	# Responses	# Specific Responses
60	Concerns Outside of School	23 + 45 Other	20 + 43 Other
62	5-Year Large Initiatives	51 + 72 Other	48 + 67 Other
63	New Survey Questions	33	31
64	Anything Else?	71	69
Totals	--	2,876	2,749

Q1: Which school does your student currently attend?

Answered: 688 Skipped: 0



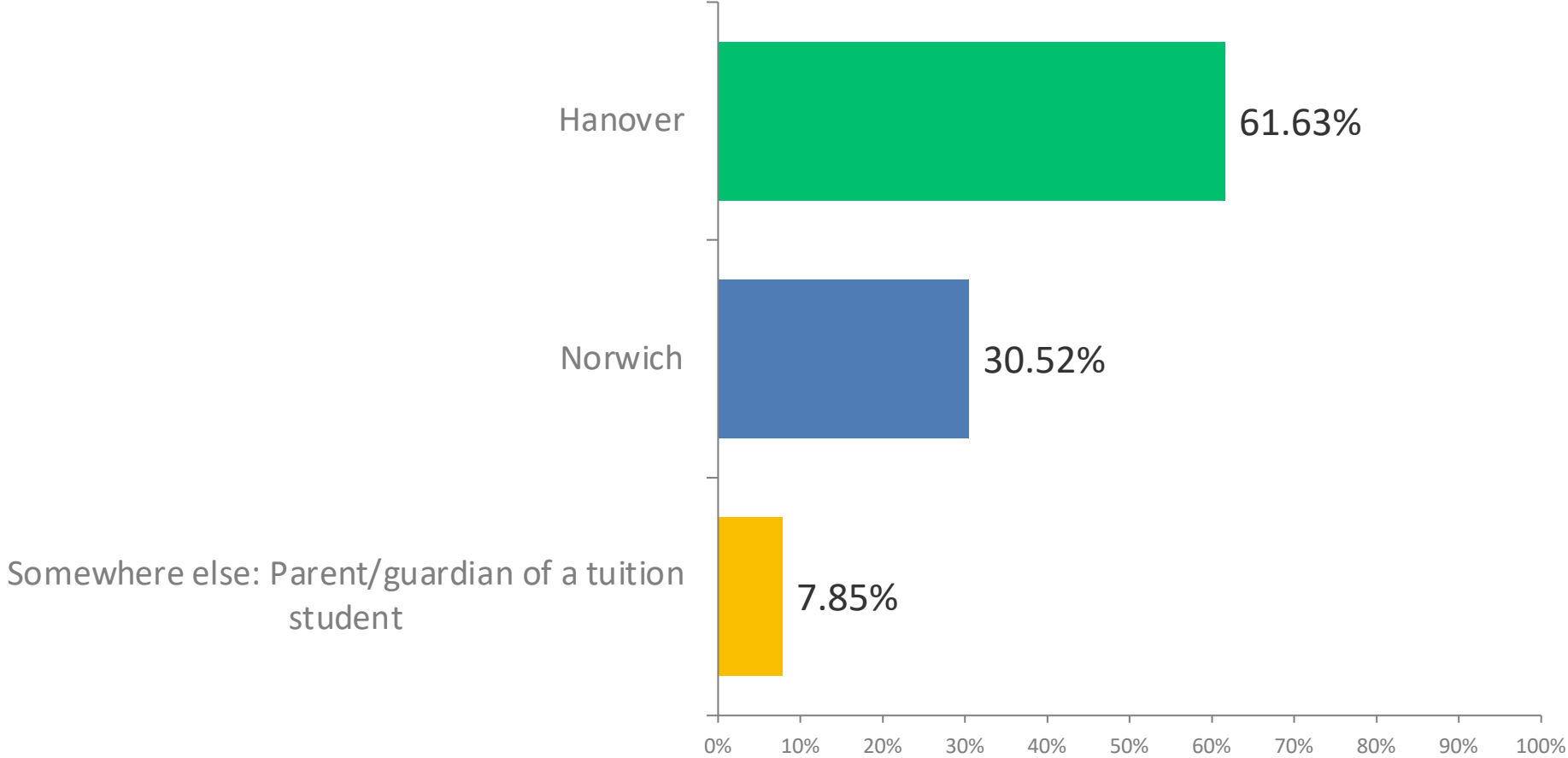
Q1: Which school does your student currently attend?

Answered: 688 Skipped: 0

ANSWER CHOICES	RESPONSES	
Hanover High School	33.72%	232
Marion Cross Elementary School	18.31%	126
Ray Elementary School	27.18%	187
Richmond Middle School	20.78%	143
TOTAL		688

Q2: Where do you live?

Answered: 688 Skipped: 0



Q2: Where do you live?

Answered: 688 Skipped: 0

ANSWER CHOICES

RESPONSES

Hanover

61.63% 424

Norwich

30.52% 210

Somewhere else: Parent/guardian of a tuition student

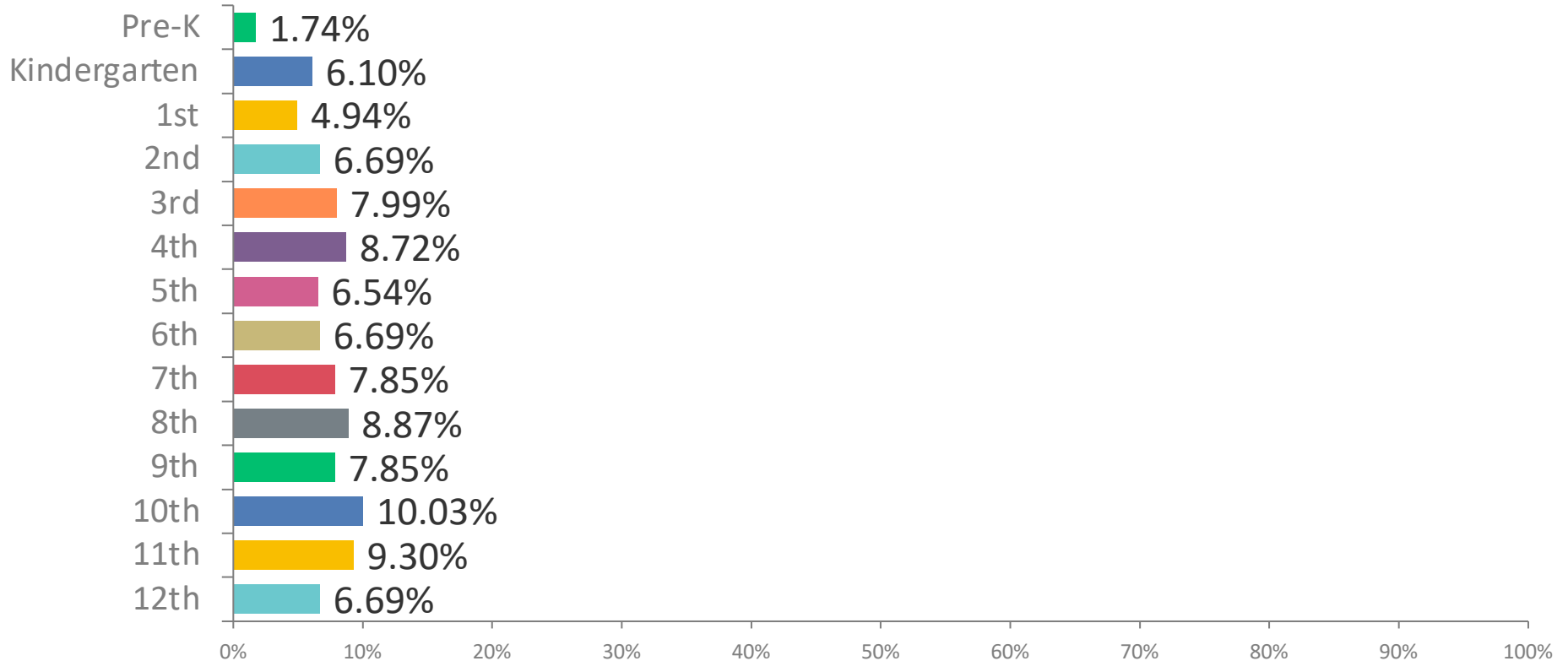
7.85% 54

TOTAL

688

Q3: What is your student's current grade?

Answered: 688 Skipped: 0



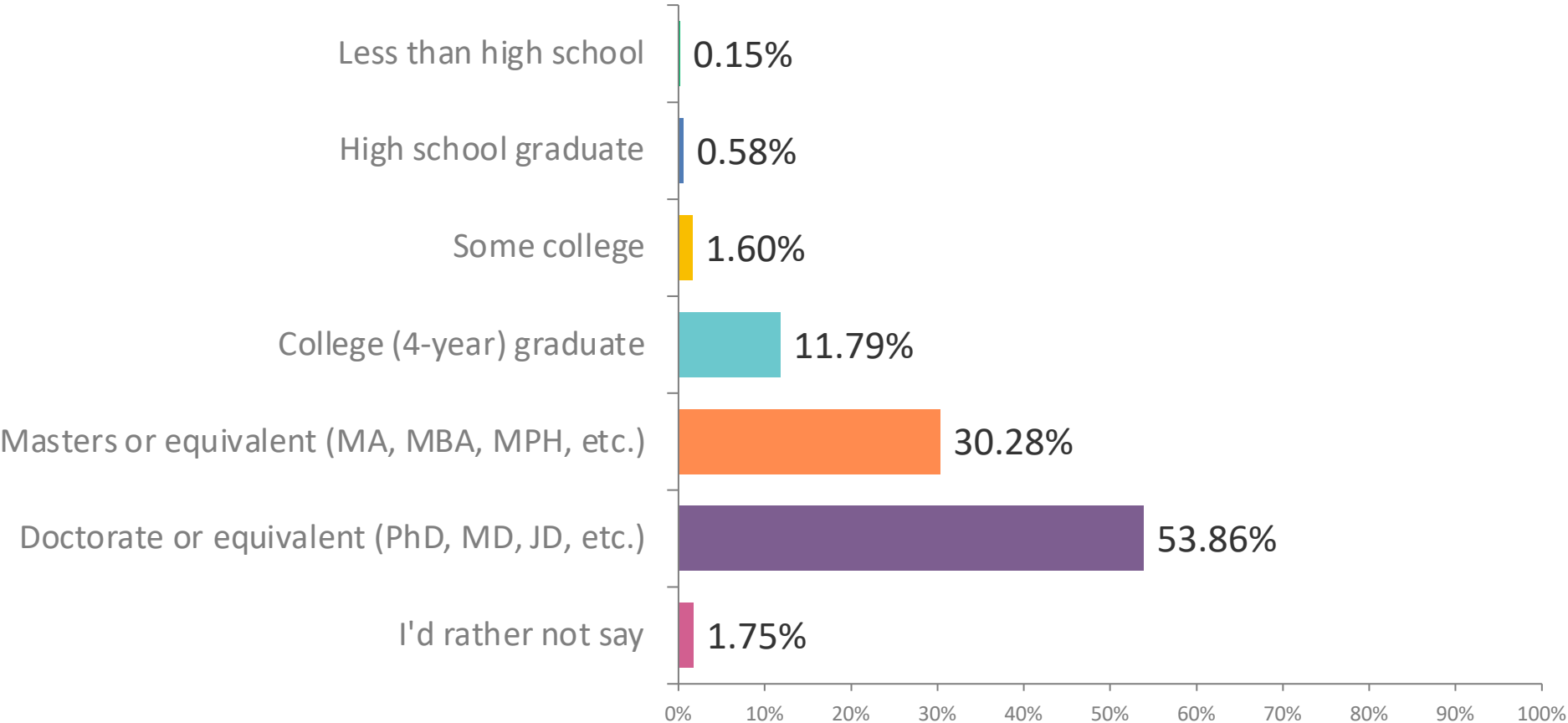
Q3: What is your student's current grade?

Answered: 688 Skipped: 0

ANSWER CHOICES	RESPONSES	
Pre-K	1.74%	12
Kindergarten	6.10%	42
1st	4.94%	34
2nd	6.69%	46
3rd	7.99%	55
4th	8.72%	60
5th	6.54%	45
6th	6.69%	46
7th	7.85%	54
8th	8.87%	61
9th	7.85%	54
10th	10.03%	69
11th	9.30%	64
12th	6.69%	46

Q4: What is the highest educational attainment of a member of your immediate household?

Answered: 687 Skipped: 1



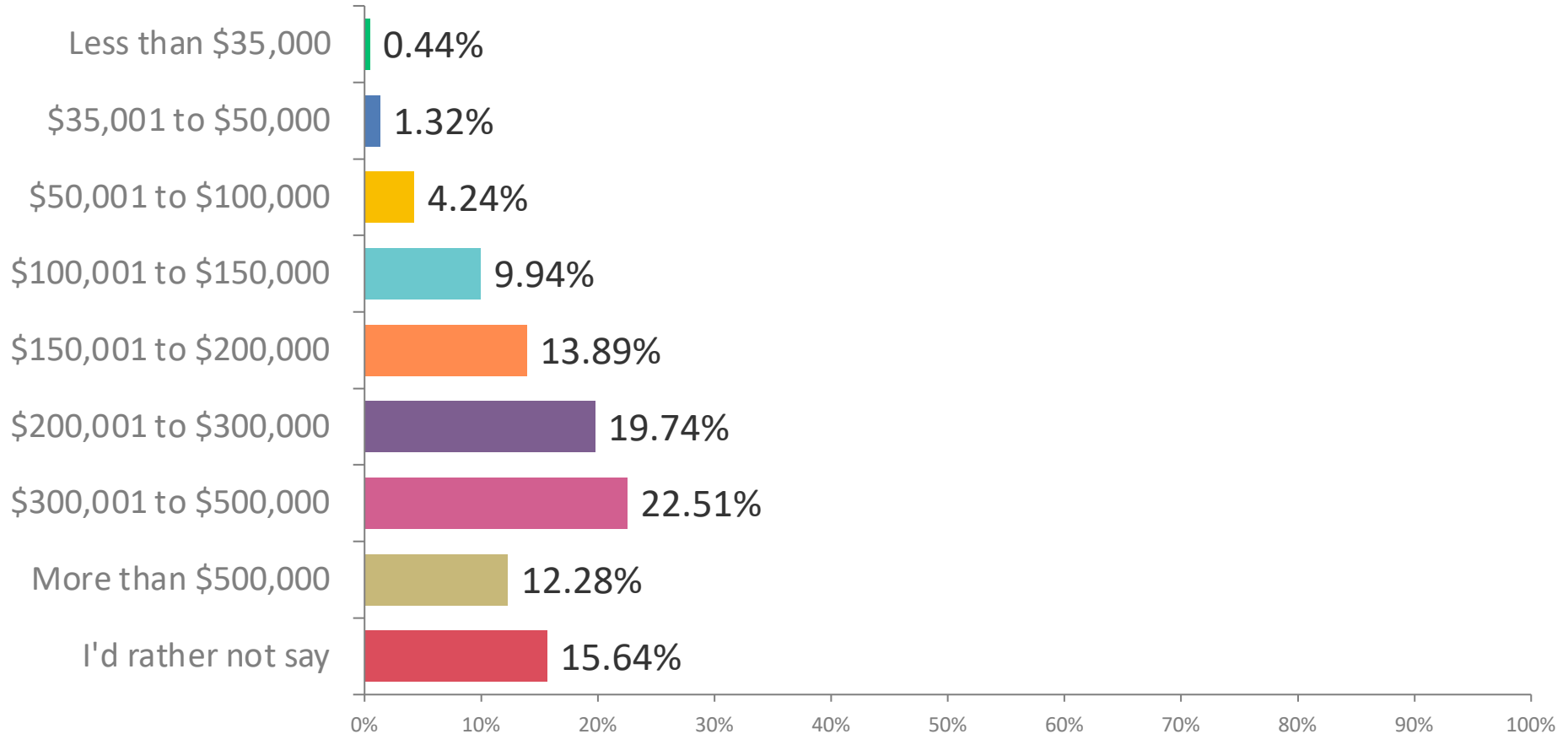
Q4: What is the highest educational attainment of a member of your immediate household?

Answered: 687 Skipped: 1

ANSWER CHOICES	RESPONSES	
Less than high school	0.15%	1
High school graduate	0.58%	4
Some college	1.60%	11
College (4-year) graduate	11.79%	81
Masters or equivalent (MA, MBA, MPH, etc.)	30.28%	208
Doctorate or equivalent (PhD, MD, JD, etc.)	53.86%	370
I'd rather not say	1.75%	12

Q5: What is your approximate household income?

Answered: 684 Skipped: 4



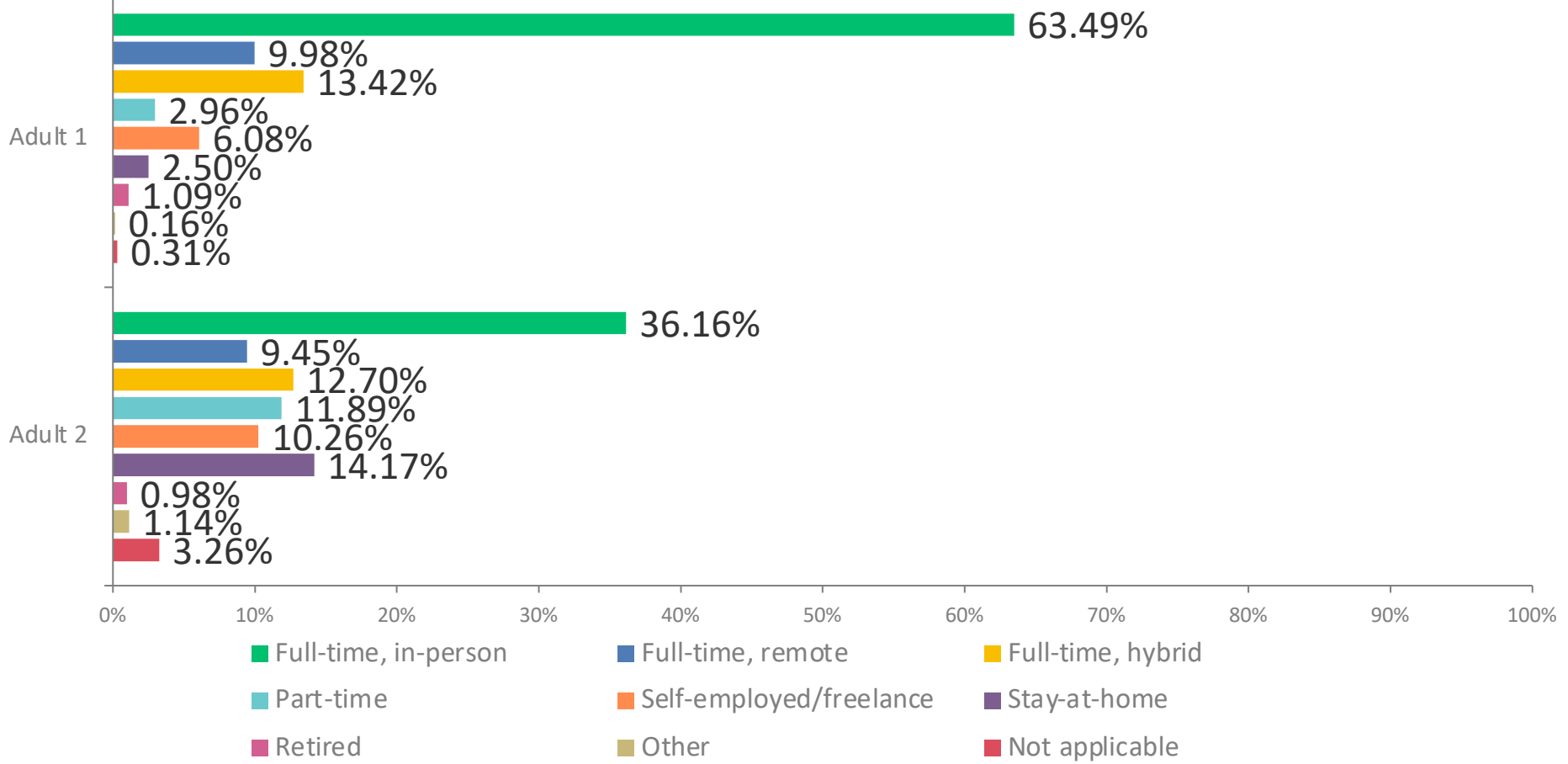
Q5: What is your approximate household income?

Answered: 684 Skipped: 4

ANSWER CHOICES	RESPONSES	
Less than \$35,000	0.44%	3
\$35,001 to \$50,000	1.32%	9
\$50,001 to \$100,000	4.24%	29
\$100,001 to \$150,000	9.94%	68
\$150,001 to \$200,000	13.89%	95
\$200,001 to \$300,000	19.74%	135
\$300,001 to \$500,000	22.51%	154
More than \$500,000	12.28%	84
I'd rather not say	15.64%	107
TOTAL		684

Q6: What is the current job status for parents/guardians living in your student's primary home?

Answered: 643 Skipped: 45



Q6: What is the current job status for parents/guardians living in your student's primary home?

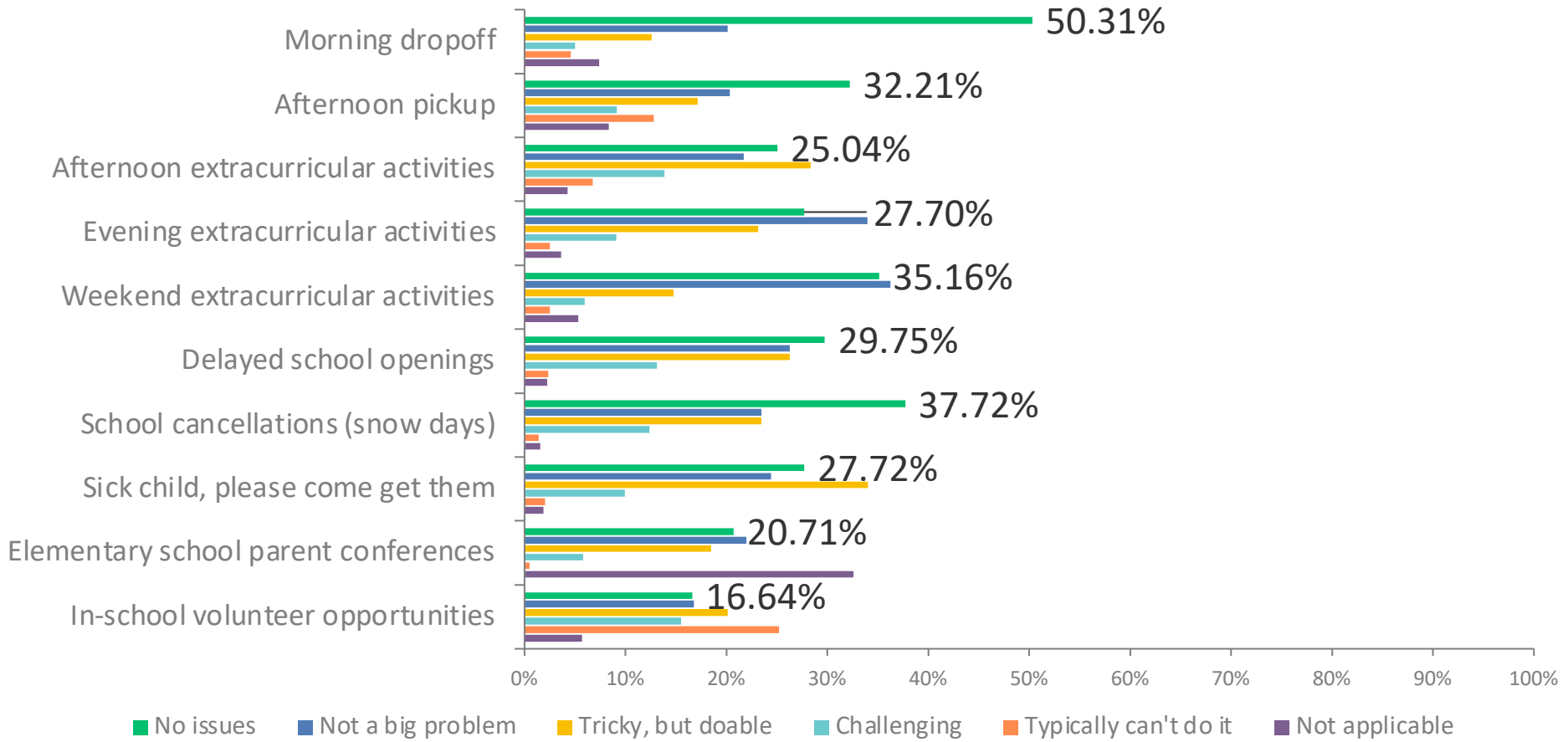
Answered: 643 Skipped: 45

	FULL-TIME, IN-PERSON	FULL-TIME, REMOTE	FULL-TIME, HYBRID	PART-TIME	SELF-EMPLOYED/FREELANCE	STAY-AT-HOME	RETIRED	OTHER	NOT APPLICABLE	TOTAL
Adult 1	63.49% 407	9.98% 64	13.42% 86	2.96% 19	6.08% 39	2.50% 16	1.09% 7	0.16% 1	0.31% 2	641
Adult 2	36.16% 222	9.45% 58	12.70% 78	11.89% 73	10.26% 63	14.17% 87	0.98% 6	1.14% 7	3.26% 20	614
Combined	50.12% 629	9.72% 122	13.07% 164	7.33% 92	8.13% 102	8.21% 103	1.04% 13	0.64% 8	1.75% 22	1,255

	Full-Time	Part-Time	Other
% Parents	72.91%	15.46%	11.63%

Q7: Generally, is it challenging for you to attend the following school events or late schedule changes?

Answered: 641 Skipped: 47



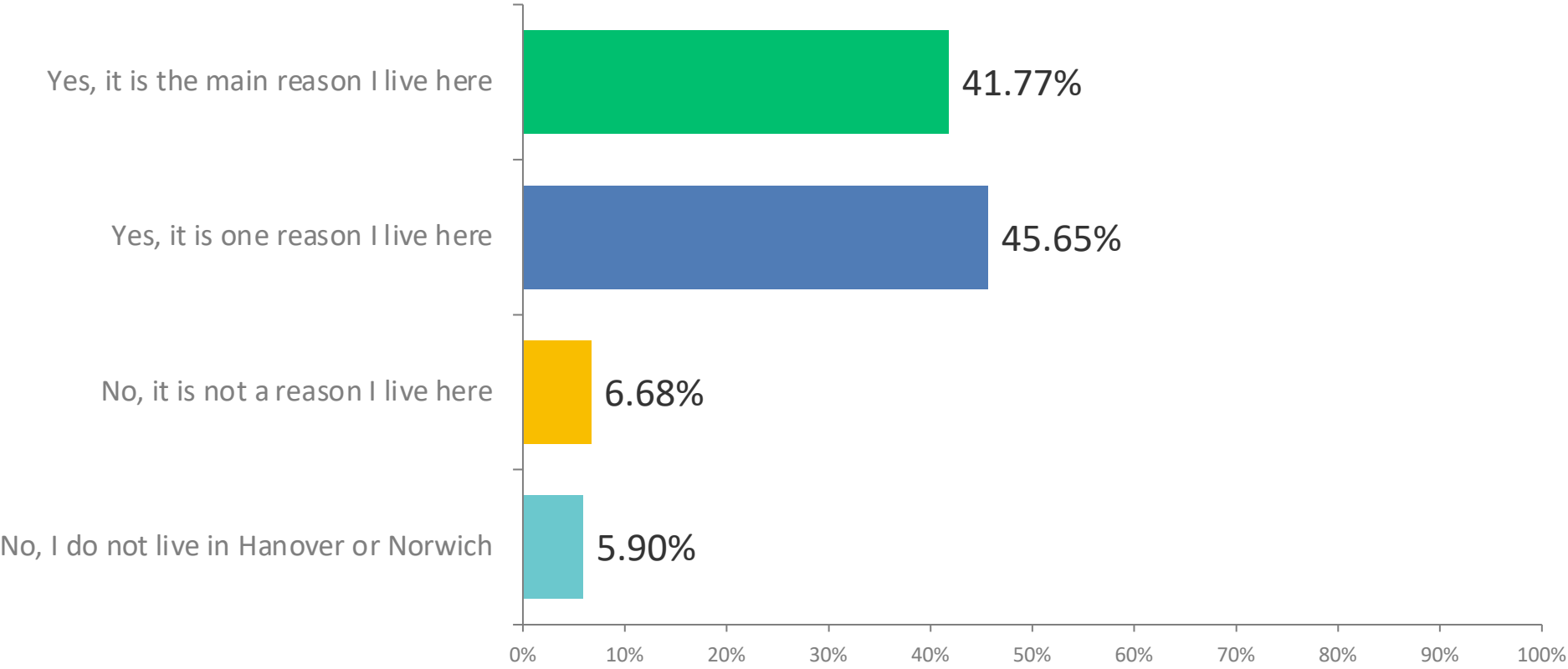
Q7: Generally, is it challenging for you to attend the following school events or late schedule changes?

Answered: 641 Skipped: 47

	NO ISSUES	NOT A BIG PROBLEM	TRICKY, BUT DOABLE	CHALLENGING	TYPICALLY CAN'T DO IT	NOT APPLICABLE	TOTAL
Morning dropoff	50.31%	20.13%	12.58%	5.03%	4.56%	7.39%	636
Afternoon pickup	32.21%	20.35%	17.15%	9.13%	12.82%	8.33%	624
Afternoon extracurricular activities	25.04%	21.73%	28.35%	13.86%	6.77%	4.25%	635
Evening extracurricular activities	27.70%	33.96%	23.16%	9.08%	2.50%	3.60%	639
Weekend extracurricular activities	35.16%	36.26%	14.76%	5.97%	2.51%	5.34%	637
Delayed school openings	29.75%	26.27%	26.27%	13.13%	2.37%	2.22%	632
School cancellations (snow days)	37.72%	23.47%	23.47%	12.36%	1.41%	1.56%	639
Sick child, please come get them	27.72%	24.41%	34.02%	9.92%	2.05%	1.89%	635
Elementary school parent conferences	20.71%	21.99%	18.46%	5.78%	0.48%	32.58%	623
In-school volunteer opportunities	16.64%	16.80%	20.13%	15.53%	25.20%	5.71%	631

Q9: Did the perceived quality of the SAU70 schools have an impact on your decision to live specifically in Hanover or Norwich?

Answered: 644 Skipped: 44



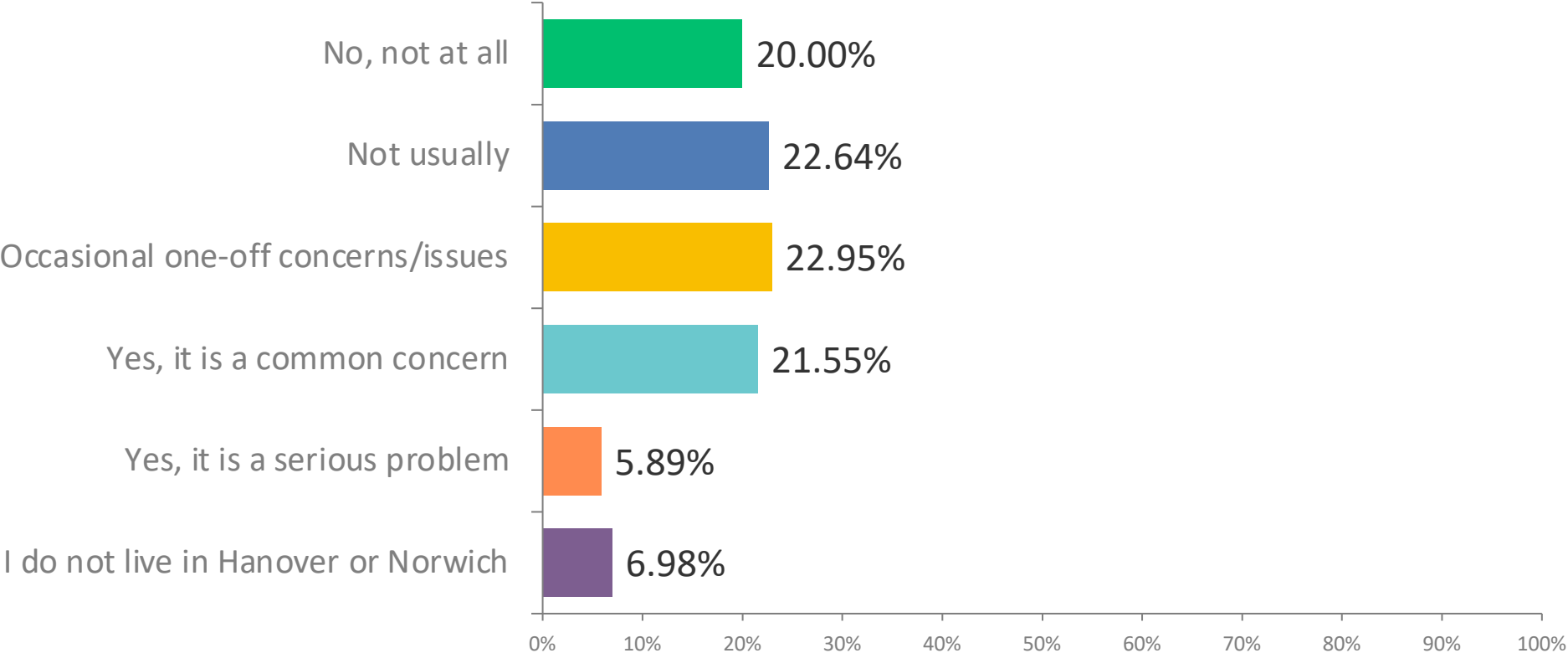
Q9: Did the perceived quality of the SAU70 schools have an impact on your decision to live specifically in Hanover or Norwich?

Answered: 644 Skipped: 44

ANSWER CHOICES	RESPONSES	
Yes, it is the main reason I live here	41.77%	269
Yes, it is one reason I live here	45.65%	294
No, it is not a reason I live here	6.68%	43
No, I do not live in Hanover or Norwich	5.90%	38
TOTAL		644

Q11: Generally, is living in Hanover or Norwich financially challenging for your family?

Answered: 645 Skipped: 43



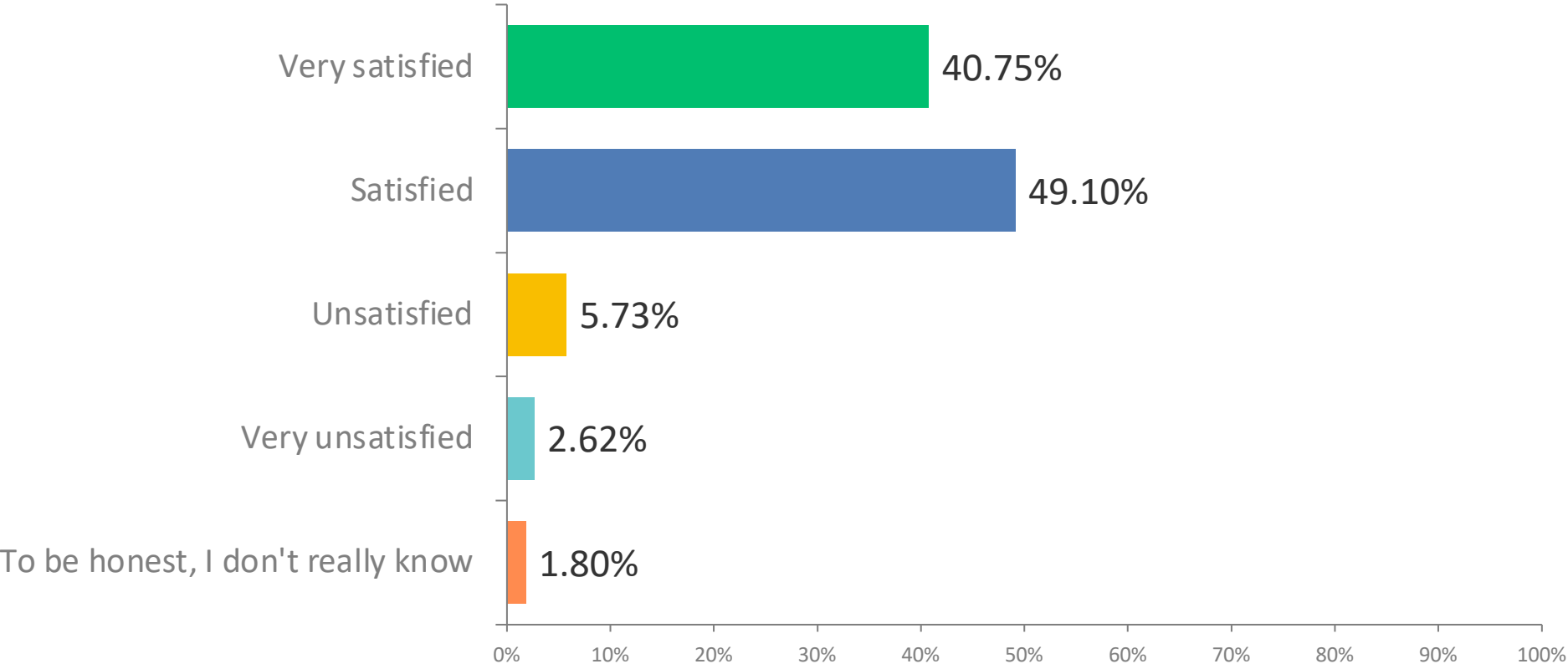
Q11: Generally, is living in Hanover or Norwich financially challenging for your family?

Answered: 645 Skipped: 43

ANSWER CHOICES	RESPONSES	
No, not at all	20.00%	129
Not usually	22.64%	146
Occasional one-off concerns/issues	22.95%	148
Yes, it is a common concern	21.55%	139
Yes, it is a serious problem	5.89%	38
I do not live in Hanover or Norwich	6.98%	45
TOTAL		645

Q13: During this 2025-2026 academic year, how satisfied are you with your student's general school experiences?

Answered: 611 Skipped: 77



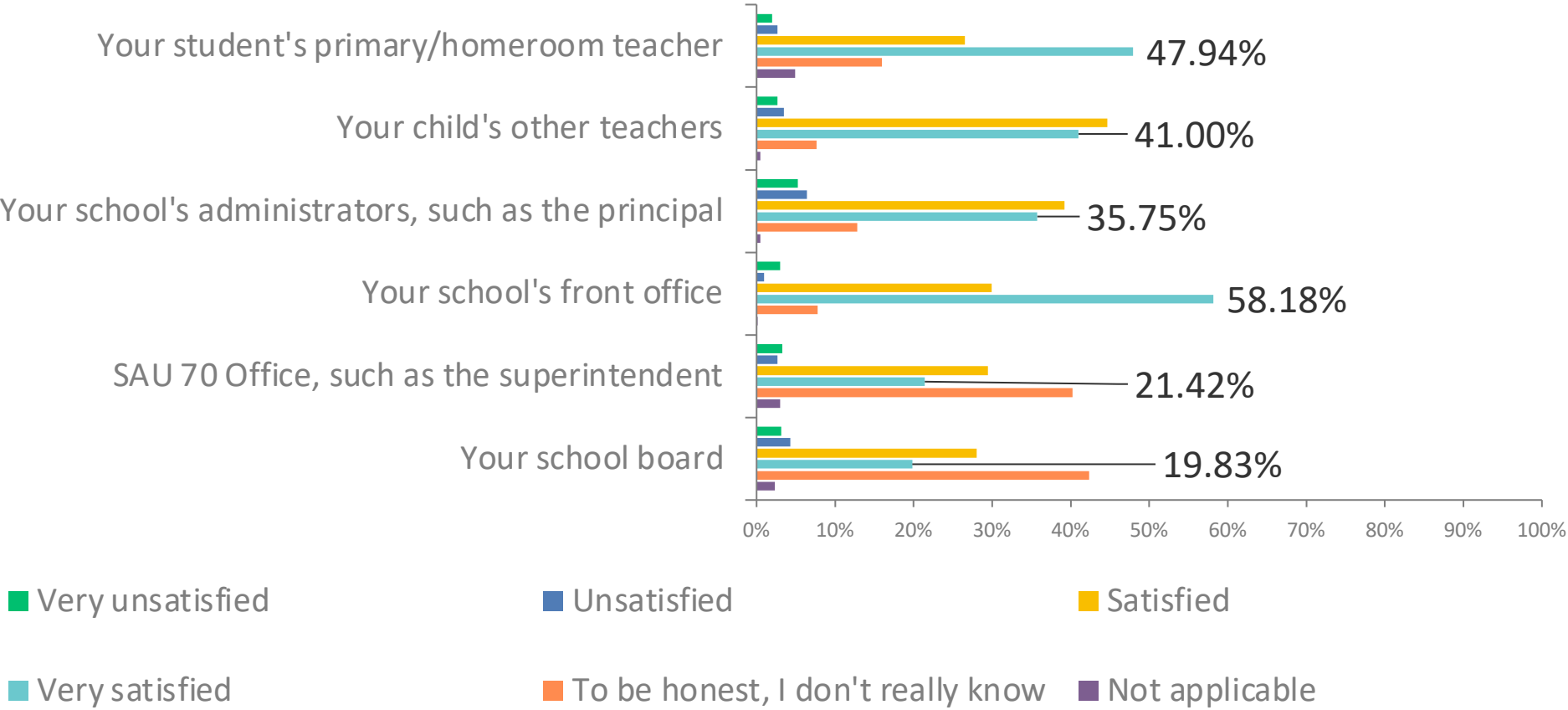
Q13: During this 2025-2026 academic year, how satisfied are you with your student's general school experiences?

Answered: 611 Skipped: 77

ANSWER CHOICES	RESPONSES	
Very satisfied	40.75%	249
Satisfied	49.10%	300
Unsatisfied	5.73%	35
Very unsatisfied	2.62%	16
To be honest, I don't really know	1.80%	11
TOTAL		611

Q15: Generally during this academic year, how satisfied are you with the following personnel or groups?

Answered: 610 Skipped: 78



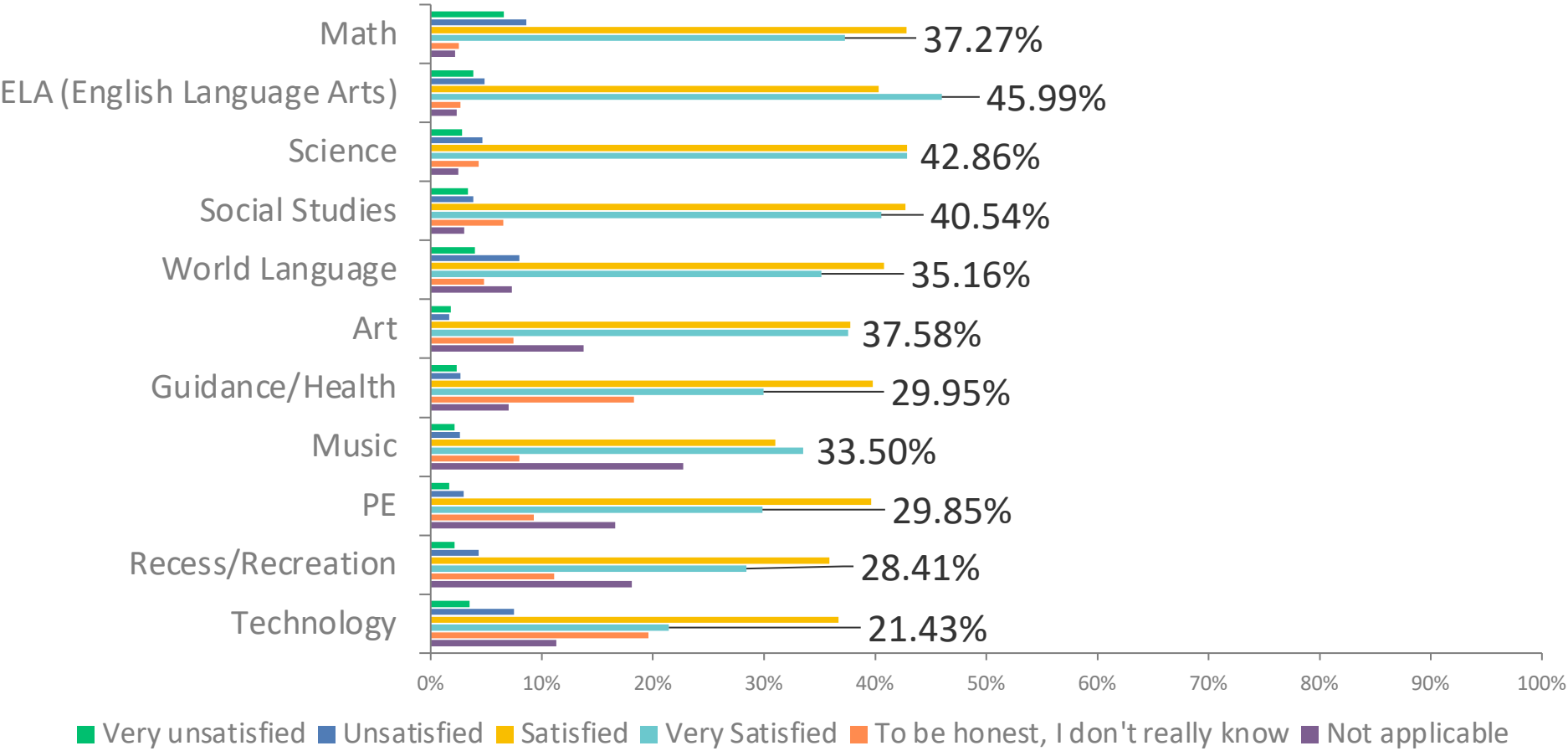
Q15: Generally during this academic year, how satisfied are you with the following personnel or groups?

Answered: 610 Skipped: 78

	VERY UNSATISFIED	UNSATISFIED	SATISFIED	VERY SATISFIED	TO BE HONEST, I DON'T REALLY KNOW	NOT APPLICABLE	TOTAL
Your student's primary/homeroom teacher	1.98%	2.64%	26.52%	47.94%	15.98%	4.94%	607
Your child's other teachers	2.67%	3.50%	44.67%	41.00%	7.67%	0.50%	600
Your school's administrators, such as the principal	5.27%	6.43%	39.21%	35.75%	12.85%	0.49%	607
Your school's front office	2.98%	0.99%	29.92%	58.18%	7.77%	0.17%	605
SAU 70 Office, such as the superintendent	3.29%	2.64%	29.49%	21.42%	40.20%	2.97%	607
Your school board	3.17%	4.33%	28.00%	19.83%	42.33%	2.33%	600

Q17: Generally during this academic year, how satisfied are you with your student's experiences for the following academic subjects?

Answered: 606 Skipped: 82



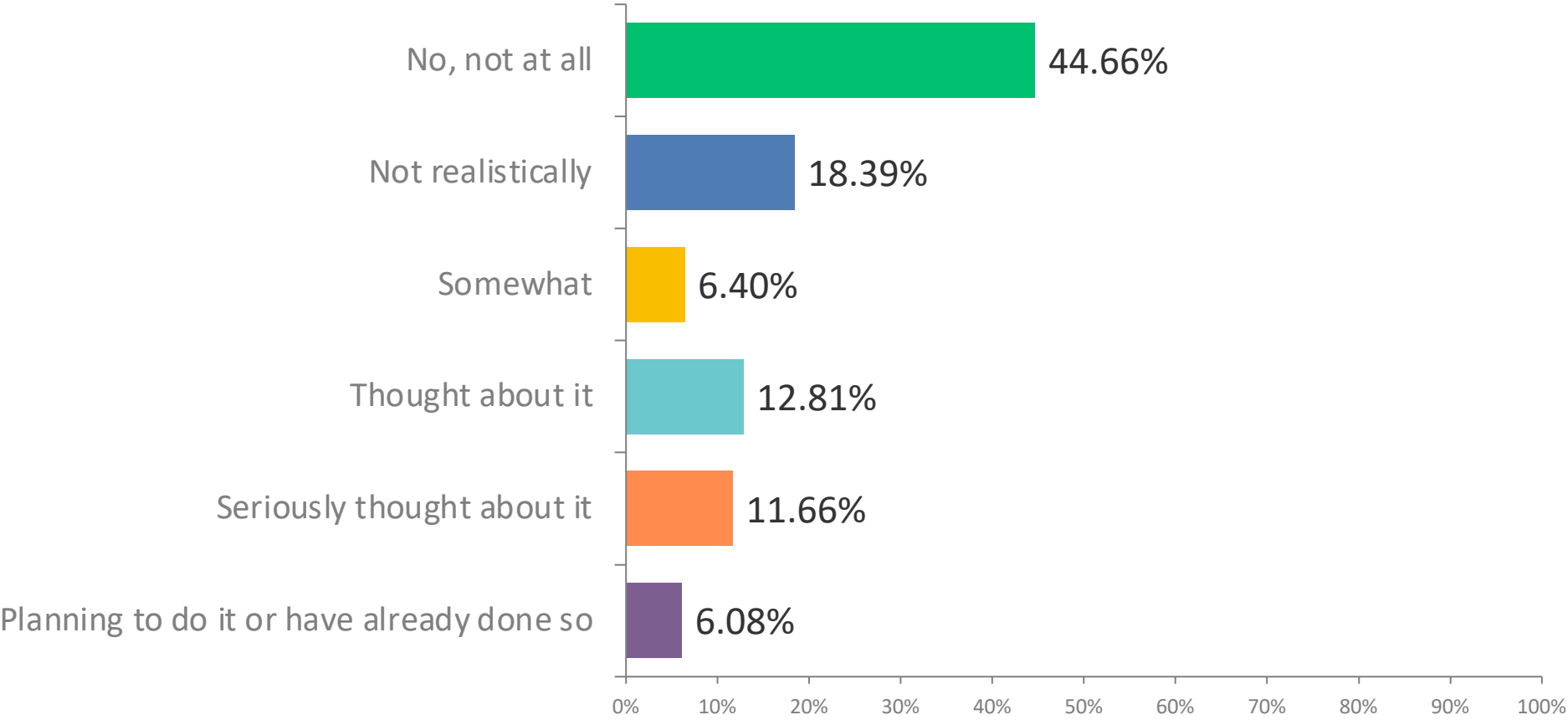
Q17: Generally during this academic year, how satisfied are you with your student's experiences for the following academic subjects?

Answered: 606 Skipped: 82

	VERY UNSATISFIED	UNSATISFIED	SATISFIED	VERY SATISFIED	TO BE HONEST, I DON'T REALLY KNOW	NOT APPLICABLE	TOTAL
Math	6.58%	8.60%	42.83%	37.27%	2.53%	2.19%	593
ELA (English Language Arts)	3.85%	4.85%	40.30%	45.99%	2.68%	2.34%	598
Science	2.82%	4.65%	42.86%	42.86%	4.32%	2.49%	602
Social Studies	3.35%	3.85%	42.71%	40.54%	6.53%	3.02%	597
World Language	3.98%	7.96%	40.80%	35.16%	4.81%	7.30%	603
Art	1.82%	1.66%	37.75%	37.58%	7.45%	13.74%	604
Guidance/Health	2.33%	2.66%	39.77%	29.95%	18.30%	6.99%	601
Music	2.16%	2.65%	31.01%	33.50%	7.96%	22.72%	603
PE	1.66%	2.99%	39.64%	29.85%	9.29%	16.58%	603
Recess/Recreation	2.16%	4.32%	35.88%	28.41%	11.13%	18.11%	602
Technology	3.49%	7.48%	36.71%	21.43%	19.60%	11.30%	602

Q19: Have you ever considered sending your student to alternative education systems, such as home education (home schooling), private school, or tuitioning in to another school district?

Answered: 609 Skipped: 79



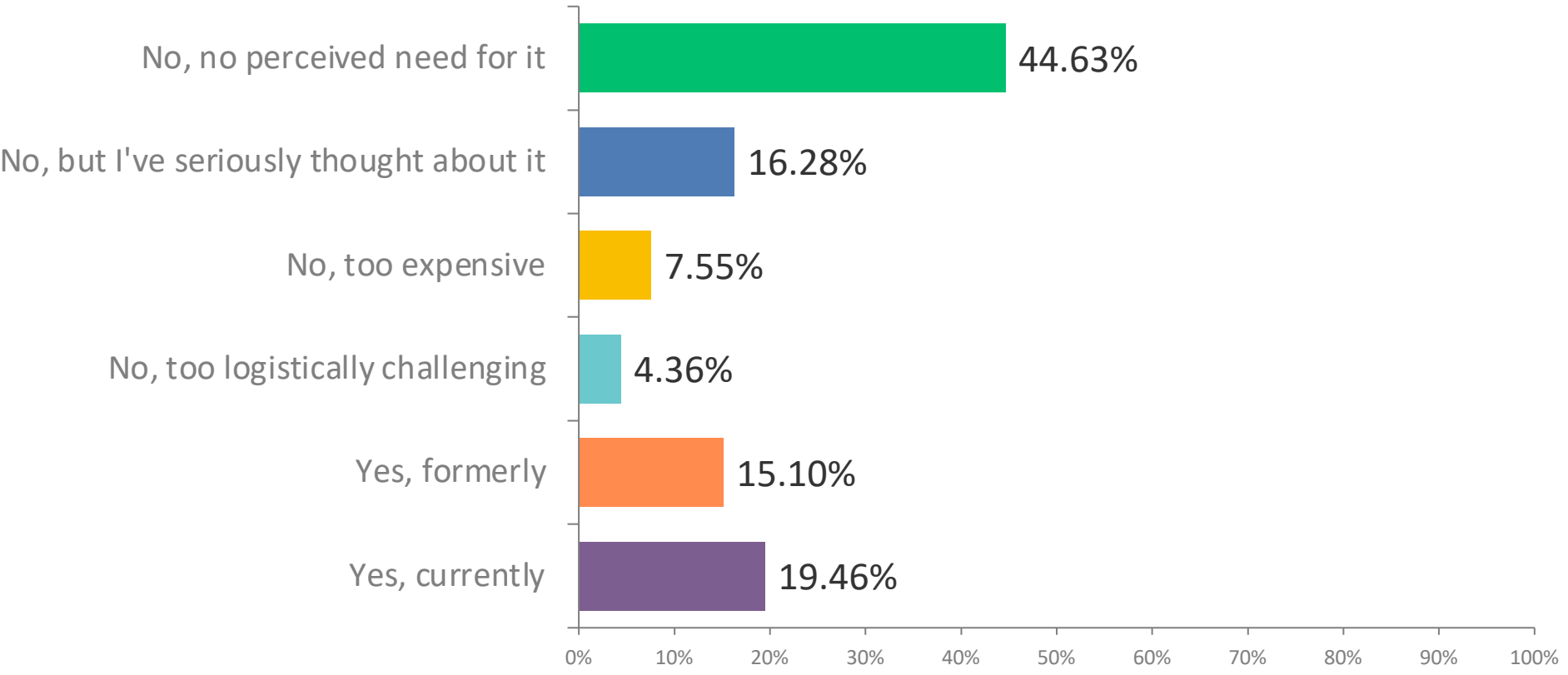
Q19: Have you ever considered sending your student to alternative education systems, such as home education (home schooling), private school, or tuitioning in to another school district?

Answered: 609 Skipped: 79

ANSWER CHOICES	RESPONSES	
No, not at all	44.66%	272
Not realistically	18.39%	112
Somewhat	6.40%	39
Thought about it	12.81%	78
Seriously thought about it	11.66%	71
Planning to do it or have already done so	6.08%	37
TOTAL		609

Q21: Have you ever used a supplementary private educational service for your student, such as one-on-one tutoring or group-based lessons, for subjects also taught in school, such as math, reading, or writing? Please select all that apply. Note that related teaching or academic apps, such as DuoLingo, should not be considered for this question.

Answered: 596
Skipped: 92



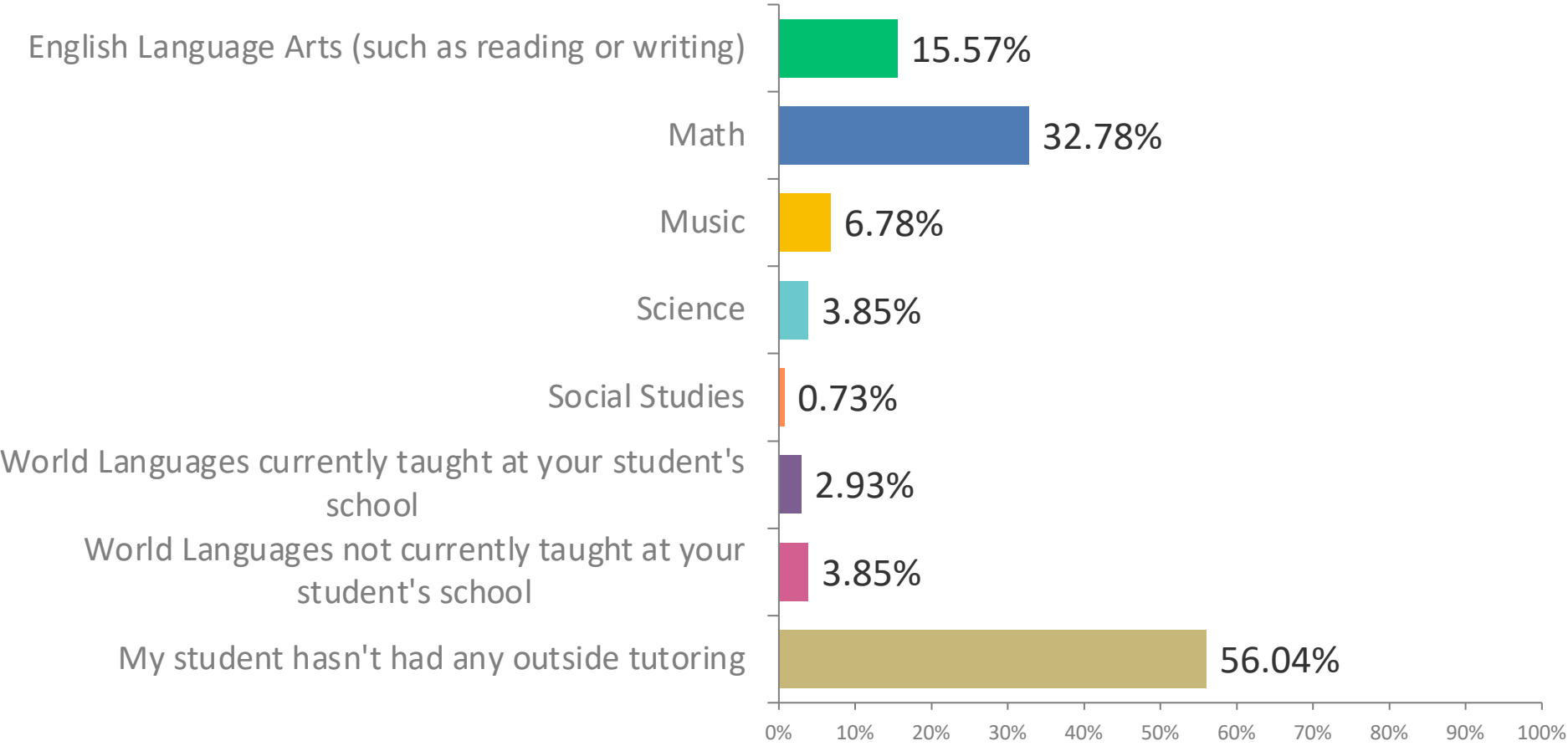
Q21: Have you ever used a supplementary private educational service for your student, such as one-on-one tutoring or group-based lessons, for subjects also taught in school, such as math, reading, or writing? Please select all that apply. Note that related teaching or academic apps, such as DuoLingo, should not be considered for this question.

Answered: 596
Skipped: 92

ANSWER CHOICES	RESPONSES	
No, no perceived need for it	44.63%	266
No, but I've seriously thought about it	16.28%	97
No, too expensive	7.55%	45
No, too logistically challenging	4.36%	26
Yes, formerly	15.10%	90
Yes, currently	19.46%	116
TOTAL		640

Q23: For which of the following subjects have you sought outside tutoring for your student? Please select all that apply.

Answered: 546 Skipped: 142

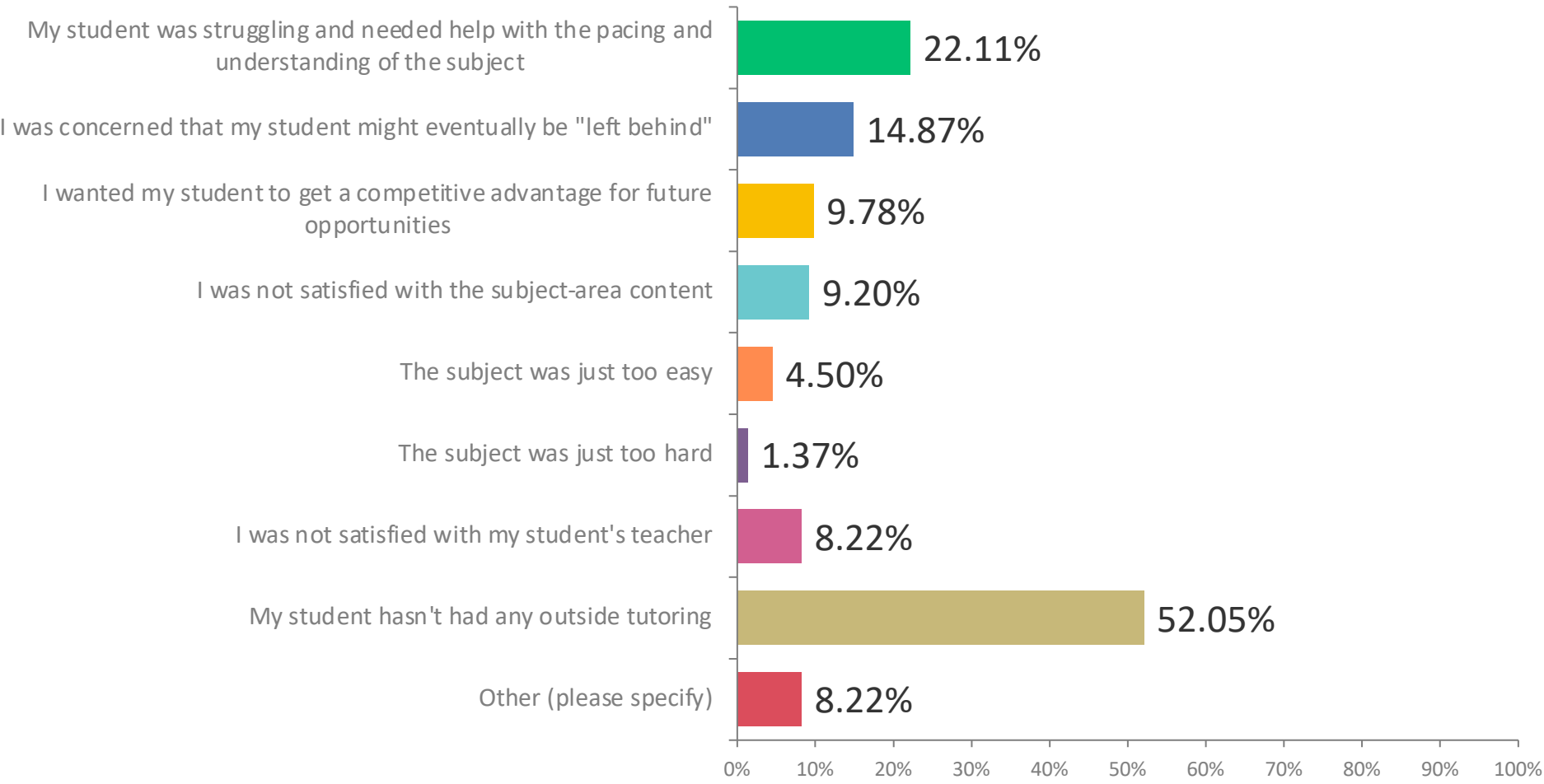


**Q23: For which of the following subjects have you sought outside tutoring for your student?
Please select all that apply.**

Answered: 546 Skipped: 142

ANSWER CHOICES	RESPONSES	
English Language Arts (such as reading or writing)	15.57%	85
Math	32.78%	179
Music	6.78%	37
Science	3.85%	21
Social Studies	0.73%	4
World Languages currently taught at your student's school	2.93%	16
World Languages not currently taught at your student's school	3.85%	21
My student hasn't had any outside tutoring	56.04%	306
TOTAL		669

Q25: What was the reason for the tutoring? Please select all that apply.



Q25: What was the reason for the tutoring? Please select all that apply.

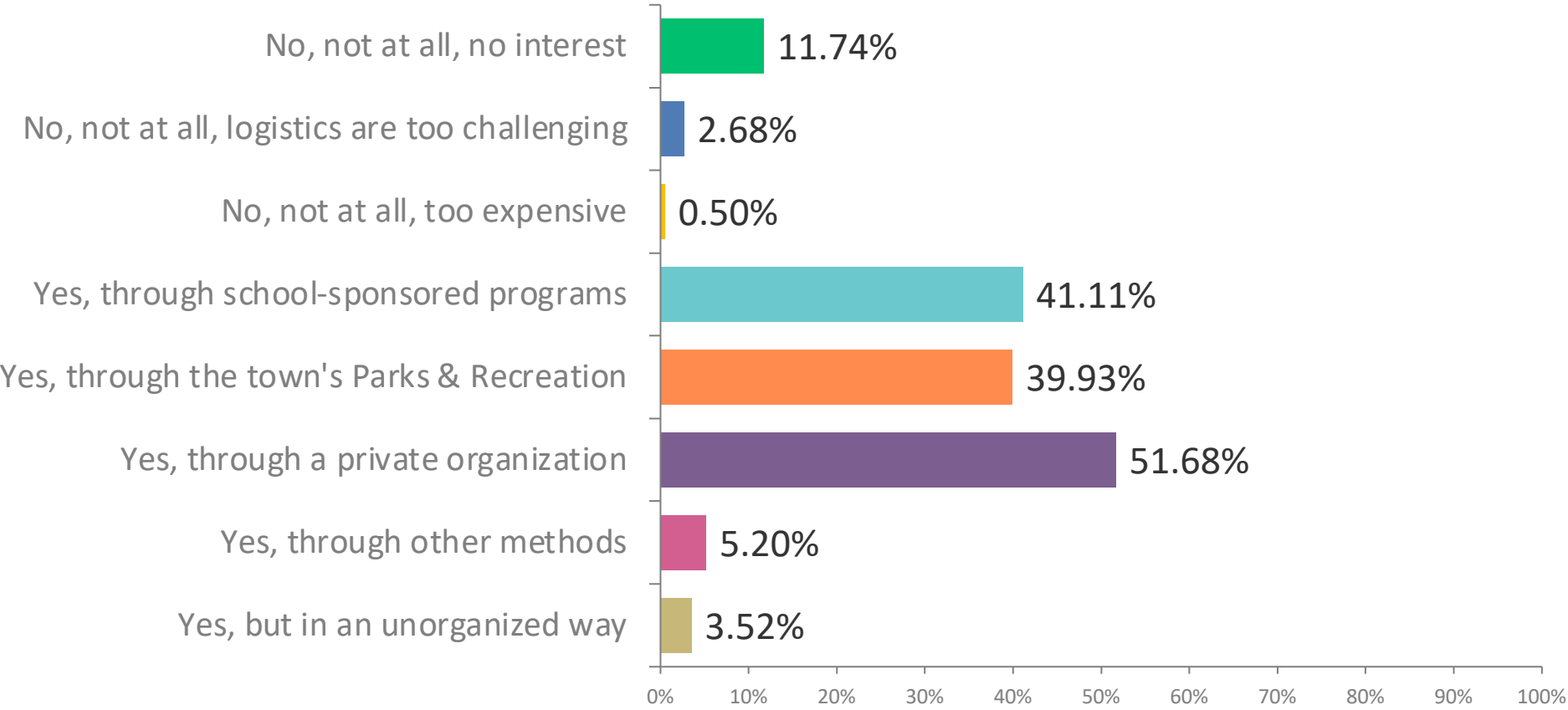
Answered: 511

Skipped: 177

ANSWER CHOICES	RESPONSES	
My student was struggling and needed help with the pacing and understanding of the subject	22.11%	113
I was concerned that my student might eventually be "left behind"	14.87%	76
I wanted my student to get a competitive advantage for future opportunities	9.78%	50
I was not satisfied with the subject-area content	9.20%	47
The subject was just too easy	4.50%	23
The subject was just too hard	1.37%	7
I was not satisfied with my student's teacher	8.22%	42
My student hasn't had any outside tutoring	52.05%	266
Other (please specify)	8.22%	42
TOTAL		666

Q27: During this academic year, does your student participate in organized afterschool athletic activities of some sort? Please select all that apply. Note that we are not referring to subject-based camps that occur during summer or vacation breaks.

Answered: 596 Skipped: 92



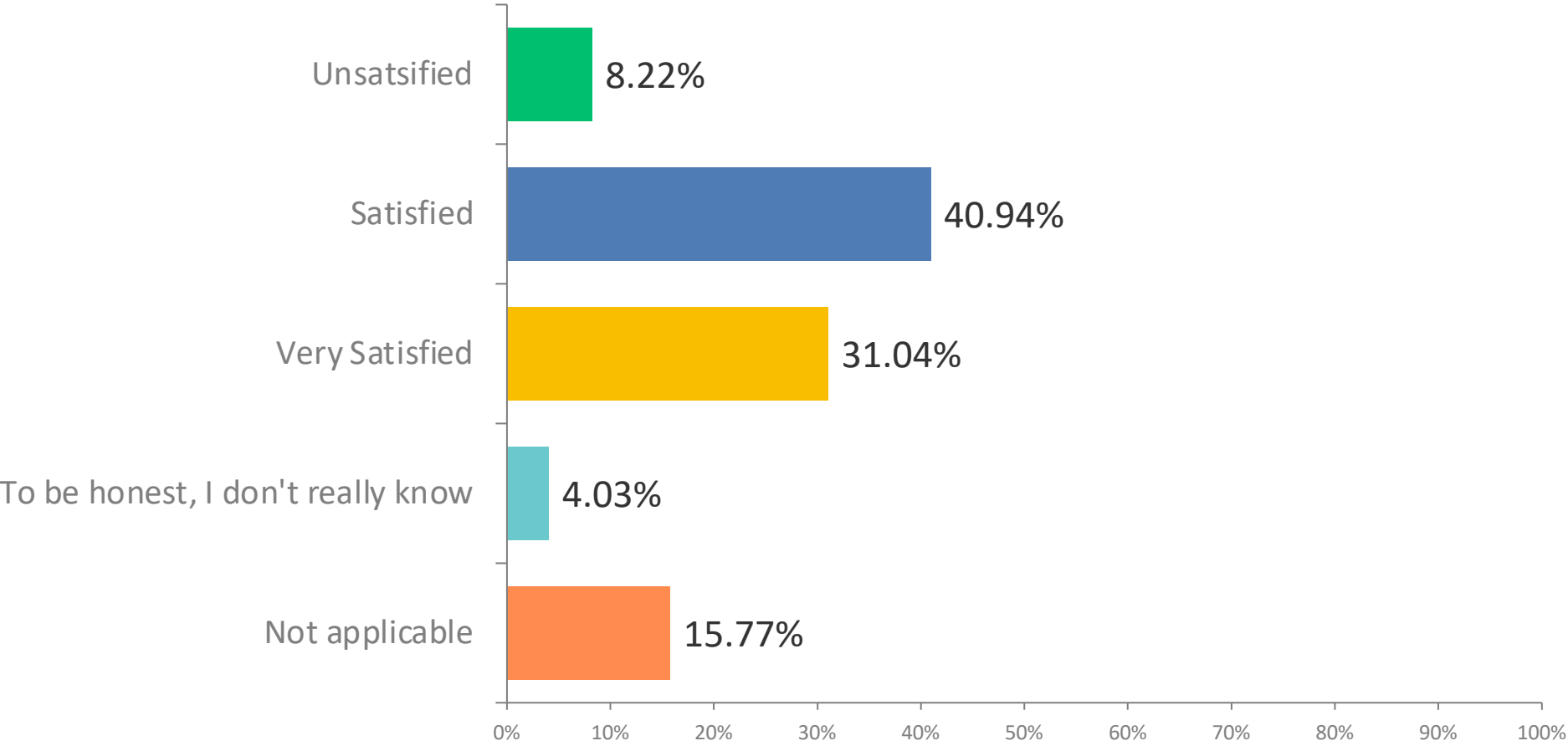
Q27: During this academic year, does your student participate in organized afterschool athletic activities of some sort? Please select all that apply. Note that we are not referring to subject-based camps that occur during summer or vacation breaks.

Answered: 596 Skipped: 92

ANSWER CHOICES	RESPONSES	
No, not at all, no interest	11.74%	70
No, not at all, logistics are too challenging	2.68%	16
No, not at all, too expensive	0.50%	3
Yes, through school-sponsored programs	41.11%	245
Yes, through the town's Parks & Recreation	39.93%	238
Yes, through a private organization	51.68%	308
Yes, through other methods	5.20%	31
Yes, but in an unorganized way	3.52%	21
TOTAL		932

Q29: Generally during this academic year, how satisfied are you with your student's experiences for afterschool athletic activities?

Answered: 596 Skipped: 92



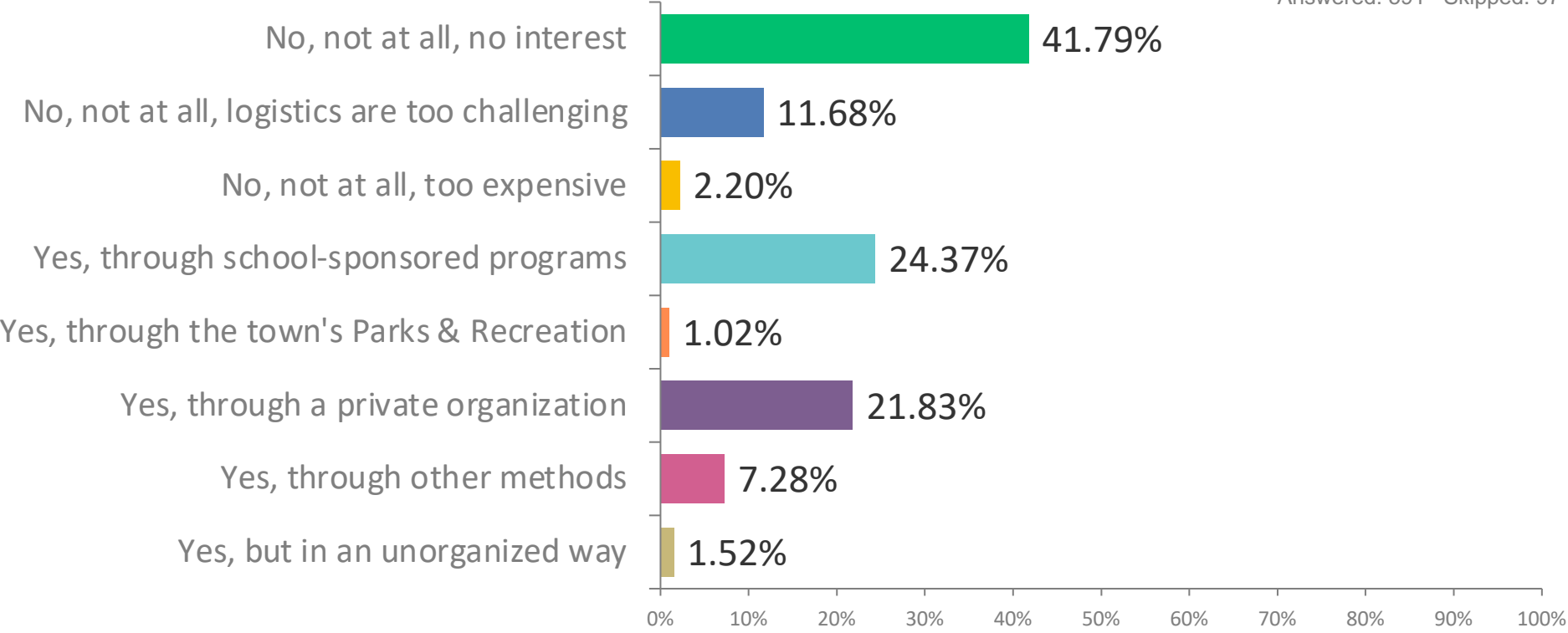
Q29: Generally during this academic year, how satisfied are you with your student's experiences for afterschool athletic activities?

Answered: 596 Skipped: 92

ANSWER CHOICES	RESPONSES	
Unsatisfied	8.22%	49
Satisfied	40.94%	244
Very Satisfied	31.04%	185
To be honest, I don't really know	4.03%	24
Not applicable	15.77%	94
TOTAL		596

Q31: During this academic year, does your student participate in organized performing arts activities, such as music and plays, of some sort? Please select all that apply. Note that we are not referring to subject-based camps that occur only during summer or vacation breaks.

Answered: 591 Skipped: 97



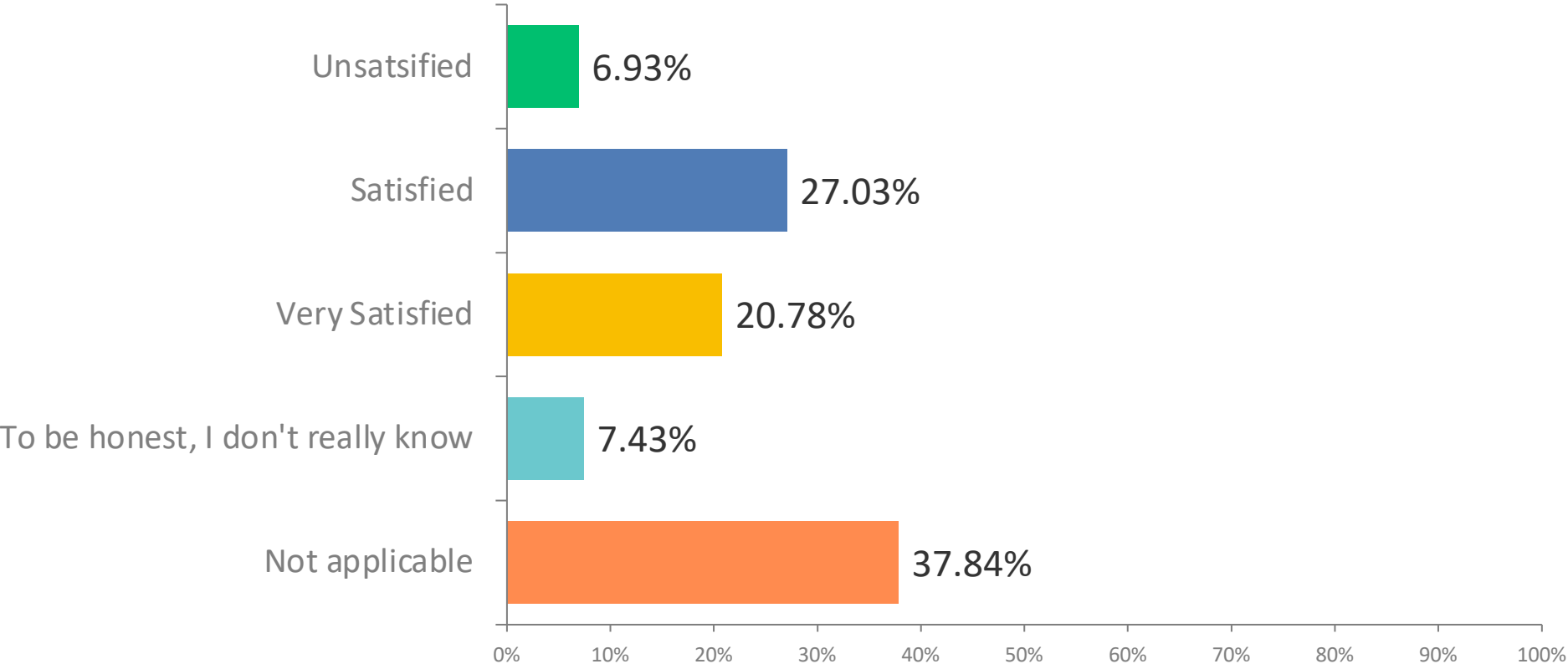
Q31: During this academic year, does your student participate in organized performing arts activities, such as music and plays, of some sort? Please select all that apply. Note that we are not referring to subject-based camps that occur only during summer or vacation breaks.

Answered: 591 Skipped: 97

ANSWER CHOICES	RESPONSES	
No, not at all, no interest	41.79%	247
No, not at all, logistics are too challenging	11.68%	69
No, not at all, too expensive	2.20%	13
Yes, through school-sponsored programs	24.37%	144
Yes, through the town's Parks & Recreation	1.02%	6
Yes, through a private organization	21.83%	129
Yes, through other methods	7.28%	43
Yes, but in an unorganized way	1.52%	9
TOTAL		660

Q33: Generally during this academic year, how satisfied are you with your student's experiences for performing arts activities?

Answered: 592 Skipped: 96



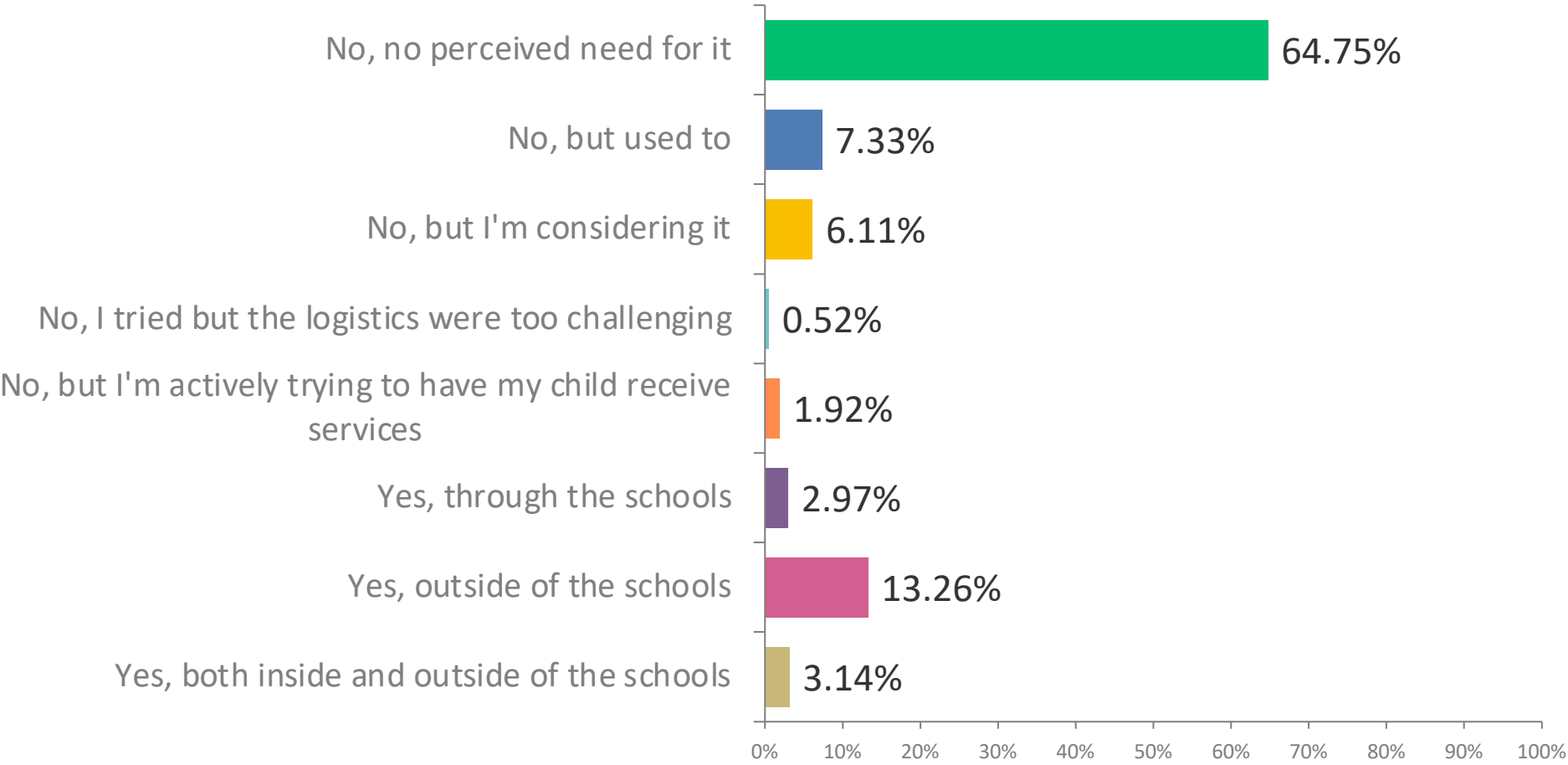
Q33: Generally during this academic year, how satisfied are you with your student's experiences for performing arts activities?

Answered: 592 Skipped: 96

ANSWER CHOICES	RESPONSES	
Unsatisfied	6.93%	41
Satisfied	27.03%	160
Very Satisfied	20.78%	123
To be honest, I don't really know	7.43%	44
Not applicable	37.84%	224
TOTAL		592

Q35: Does your student currently receive mental health and/or behavioral health services?

Answered: 573 Skipped: 115



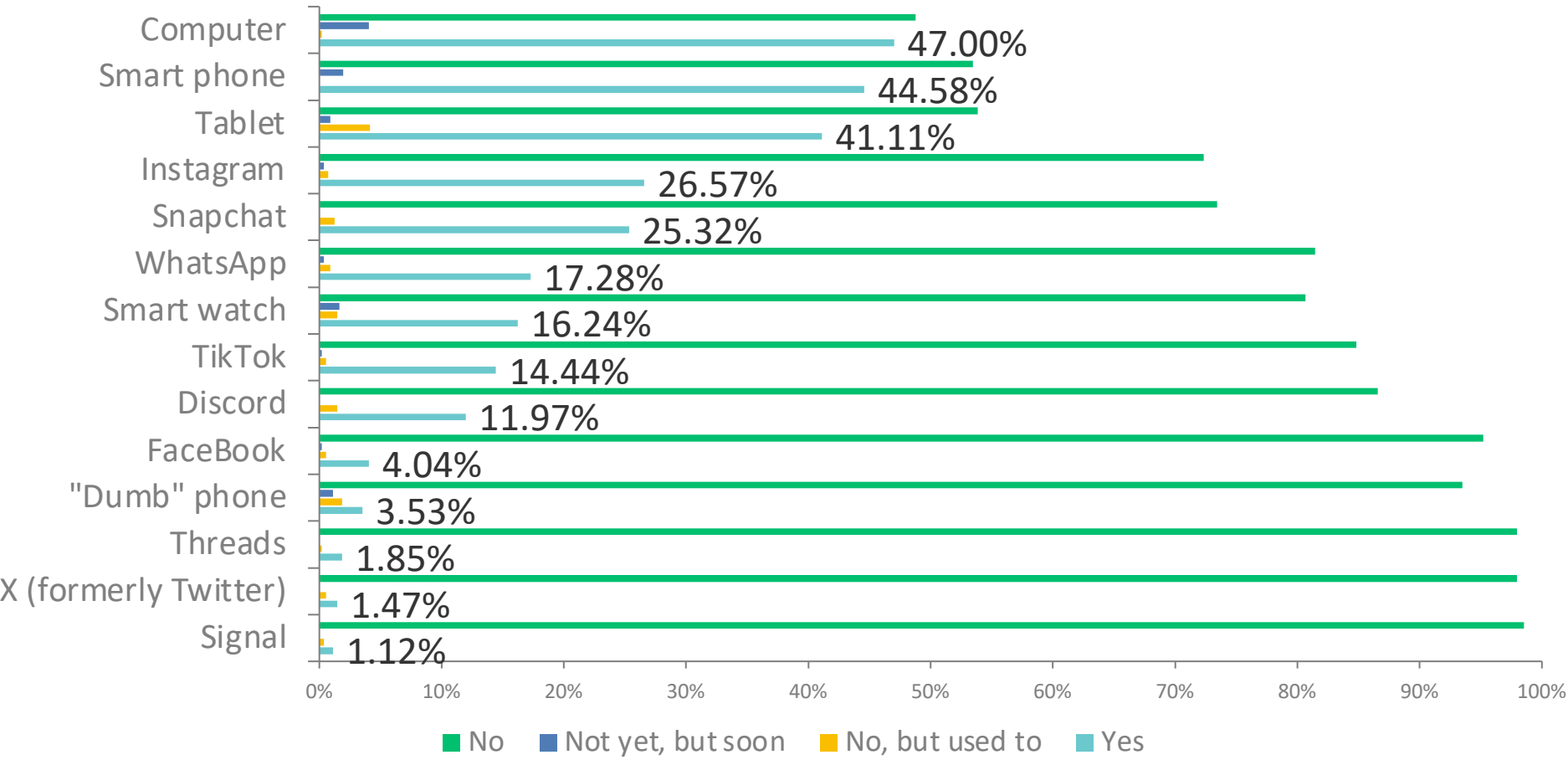
Q35: Does your student currently receive mental health and/or behavioral health services?

Answered: 573 Skipped: 115

ANSWER CHOICES	RESPONSES	
No, no perceived need for it	64.75%	371
No, but used to	7.33%	42
No, but I'm considering it	6.11%	35
No, I tried but the logistics were too challenging	0.52%	3
No, but I'm actively trying to have my child receive services	1.92%	11
Yes, through the schools	2.97%	17
Yes, outside of the schools	13.26%	76
Yes, both inside and outside of the schools	3.14%	18
TOTAL		573

Q37: To your knowledge, does your student have any of the following devices or social media accounts for their own specific, individual, use?

Answered: 575 Skipped: 113



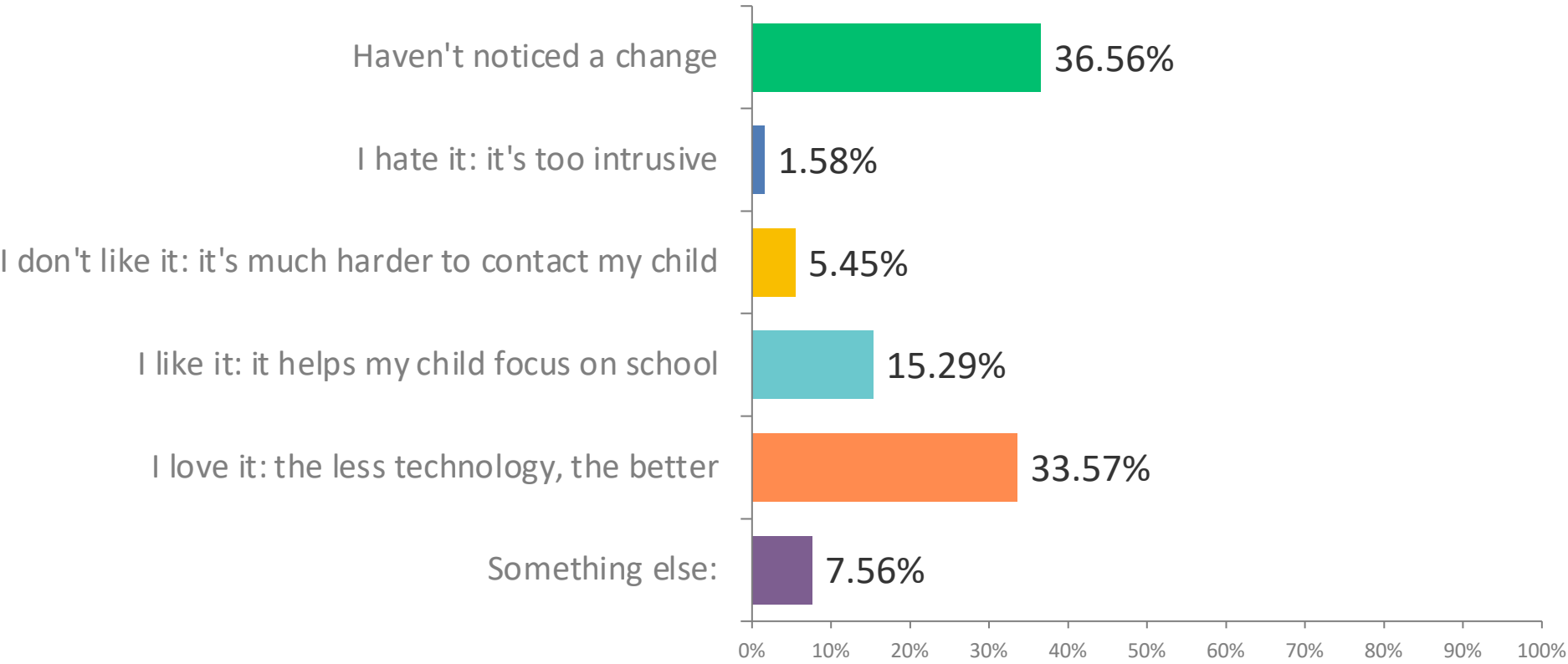
Q37: To your knowledge, does your student have any of the following devices or social media accounts for their own specific, individual, use?

Answered: 575 Skipped: 113

	NO	NOT YET, BUT SOON	NO, BUT USED TO	YES	TOTAL
Computer	48.76%	4.06%	0.18%	47.00%	566
Smart phone	53.46%	1.95%	0.00%	44.58%	563
Tablet	53.86%	0.90%	4.13%	41.11%	557
Instagram	72.35%	0.36%	0.72%	26.57%	557
Snapchat	73.42%	0.00%	1.27%	25.32%	553
WhatsApp	81.43%	0.37%	0.92%	17.28%	544
Smart watch	80.66%	1.64%	1.46%	16.24%	548
TikTok	84.83%	0.18%	0.55%	14.44%	547
Discord	86.56%	0.00%	1.47%	11.97%	543
FaceBook	95.22%	0.18%	0.55%	4.04%	544
“Dumb” phone	93.51%	1.11%	1.86%	3.53%	539
Threads	97.96%	0.00%	0.19%	1.85%	540
X (formerly Twitter)	97.97%	0.00%	0.55%	1.47%	543
Signal	98.51%	0.00%	0.37%	1.12%	538

Q39: In this 2025-2026 academic year, New Hampshire and Vermont laws went into effect that generally banned individual smart devices "bell to bell" within the schools. The district's policies were updated to reflect this legal change in late 2025. Have you noticed an impact of this policy and legal change on your student and family?

Answered: 569 Skipped: 119



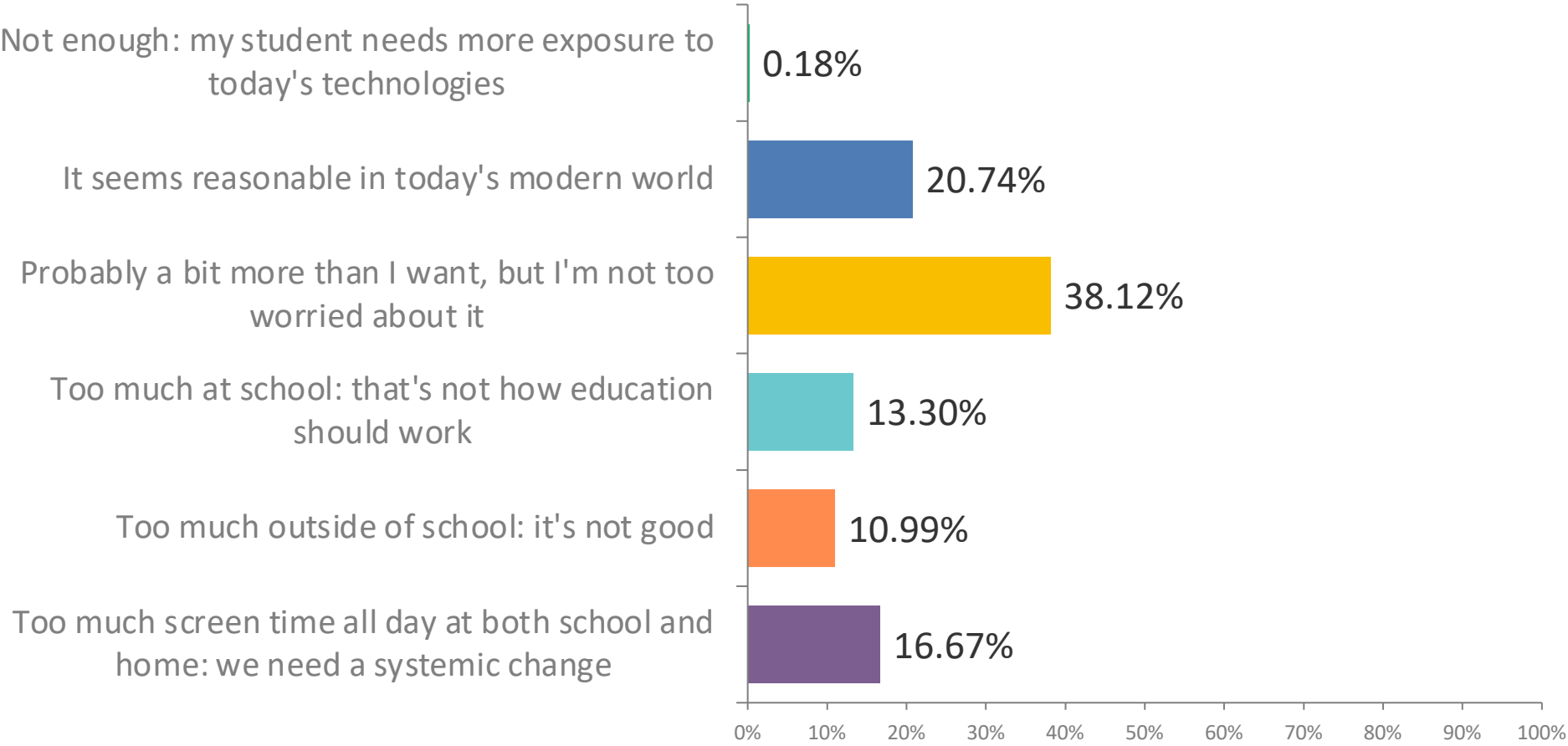
Q39: In this 2025-2026 academic year, New Hampshire and Vermont laws went into effect that generally banned individual smart devices "bell to bell" within the schools. The district's policies were updated to reflect this legal change in late 2025. Have you noticed an impact of this policy and legal change on your student and family?

Answered: 569 Skipped: 119

ANSWER CHOICES	RESPONSES	
Haven't noticed a change	36.56%	208
I hate it: it's too intrusive	1.58%	9
I don't like it: it's much harder to contact my child	5.45%	31
I like it: it helps my child focus on school	15.29%	87
I love it: the less technology, the better	33.57%	191
Something else:	7.56%	43
TOTAL		569

Q41: Generally, what are your thoughts on your student's daily time in front of screens, such as computers, phones, and televisions?

Answered: 564 Skipped: 124



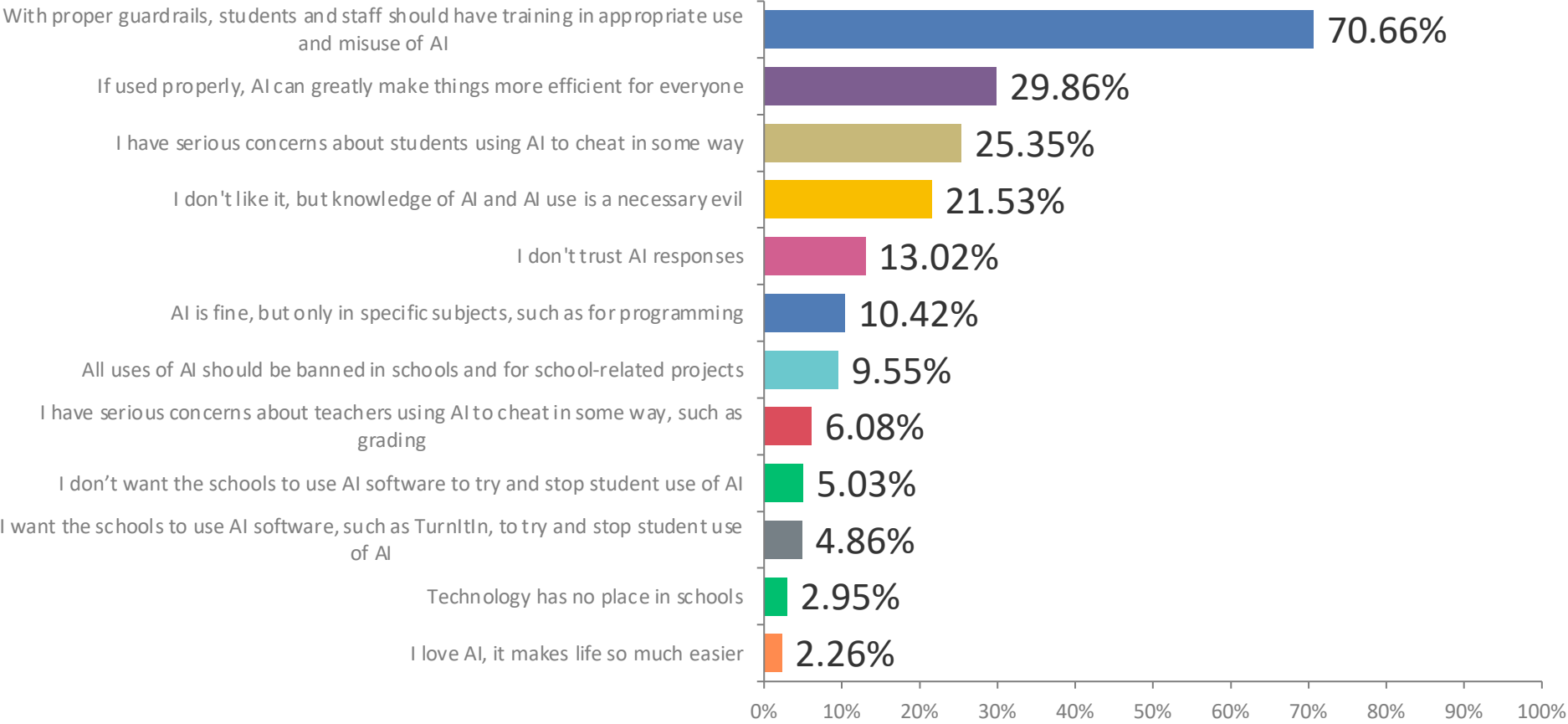
Q41: Generally, what are your thoughts on your student's daily time in front of screens, such as computers, phones, and televisions?

Answered: 564 Skipped: 124

ANSWER CHOICES	RESPONSES	
Not enough: my student needs more exposure to today's technologies	0.18%	1
It seems reasonable in today's modern world	20.74%	117
Probably a bit more than I want, but I'm not too worried about it	38.12%	215
Too much at school: that's not how education should work	13.30%	75
Too much outside of school: it's not good	10.99%	62
Too much screen time all day at both school and home: we need a systemic change	16.67%	94
TOTAL		564

Q43: What are your thoughts on AI (artificial intelligence) technologies, such as ChatGPT, for use in school or for school projects? Please select up to 3 of the most important choices below for you.

Answered: 576 Skipped: 112



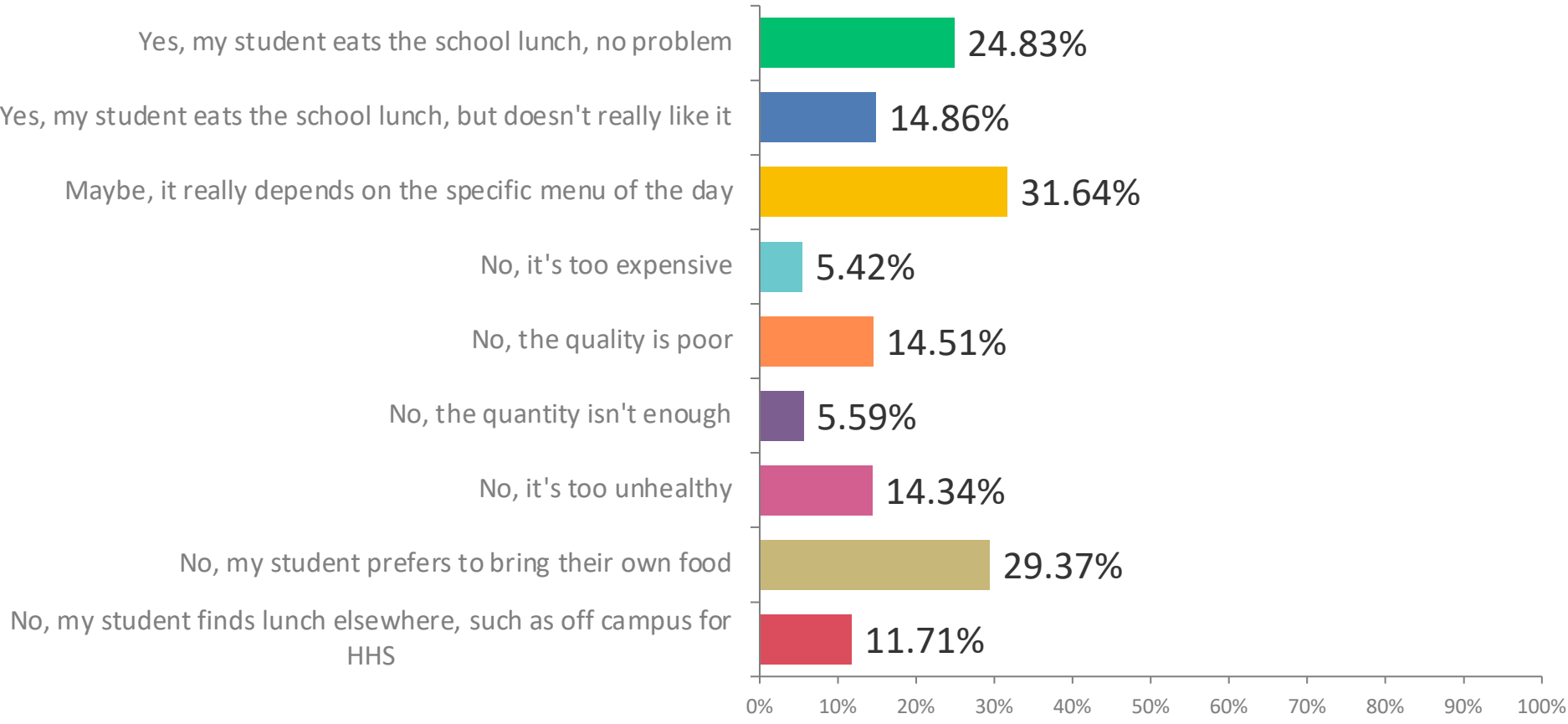
Q43: What are your thoughts on AI (artificial intelligence) technologies, such as ChatGPT, for use in school or for school projects? Please select up to 3 of the most important choices below for you.

Answered: 576 Skipped: 112

ANSWER CHOICES	RESPONSES	
With proper guardrails, students and staff should have training in appropriate use and misuse of AI	70.66%	407
If used properly, AI can greatly make things more efficient for everyone	29.86%	172
I have serious concerns about students using AI to cheat in some way	25.35%	146
I don't like it, but knowledge of AI and AI use is a necessary evil	21.53%	124
I don't trust AI responses	13.02%	75
AI is fine, but only in specific subjects, such as for programming	10.42%	60
All uses of AI should be banned in schools and for school-related projects	9.55%	55
I have serious concerns about teachers using AI to cheat in some way, such as grading	6.08%	35
I don't want the schools to use AI software to try and stop student use of AI	5.03%	29
I want the schools to use AI software, such as TurnItIn, to try and stop student use of AI	4.86%	28
Technology has no place in schools	2.95%	17
I love AI, it makes life so much easier	2.26%	13
TOTAL	1161	

Q45: We have heard numerous comments this year about the lunch programs across each of the four schools. Please let us know how you typically handle lunch for your student. Please select all that apply.

Answered: 572 Skipped: 116



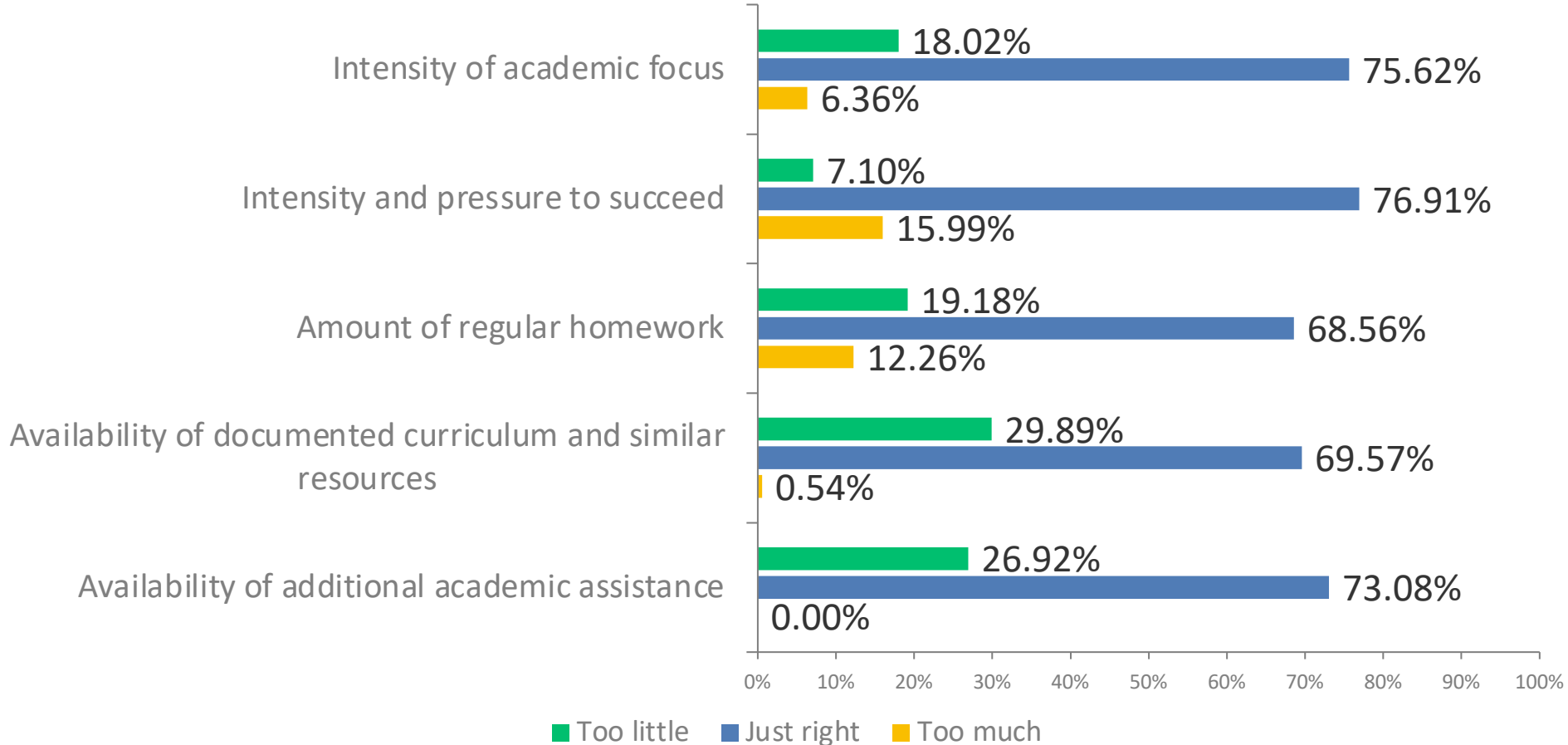
Q45: We have heard numerous comments this year about the lunch programs across each of the four schools. Please let us know how you typically handle lunch for your student. Please select all that apply.

Answered: 572 Skipped: 116

ANSWER CHOICES	RESPONSES	
Yes, my student eats the school lunch, no problem	24.83%	142
Yes, my student eats the school lunch, but doesn't really like it	14.86%	85
Maybe, it really depends on the specific menu of the day	31.64%	181
No, it's too expensive	5.42%	31
No, the quality is poor	14.51%	83
No, the quantity isn't enough	5.59%	32
No, it's too unhealthy	14.34%	82
No, my student prefers to bring their own food	29.37%	168
No, my student finds lunch elsewhere, such as off campus for HHS	11.71%	67
TOTAL		871

Q47: Please assess these aspects of our schools:

Answered: 567 Skipped: 121



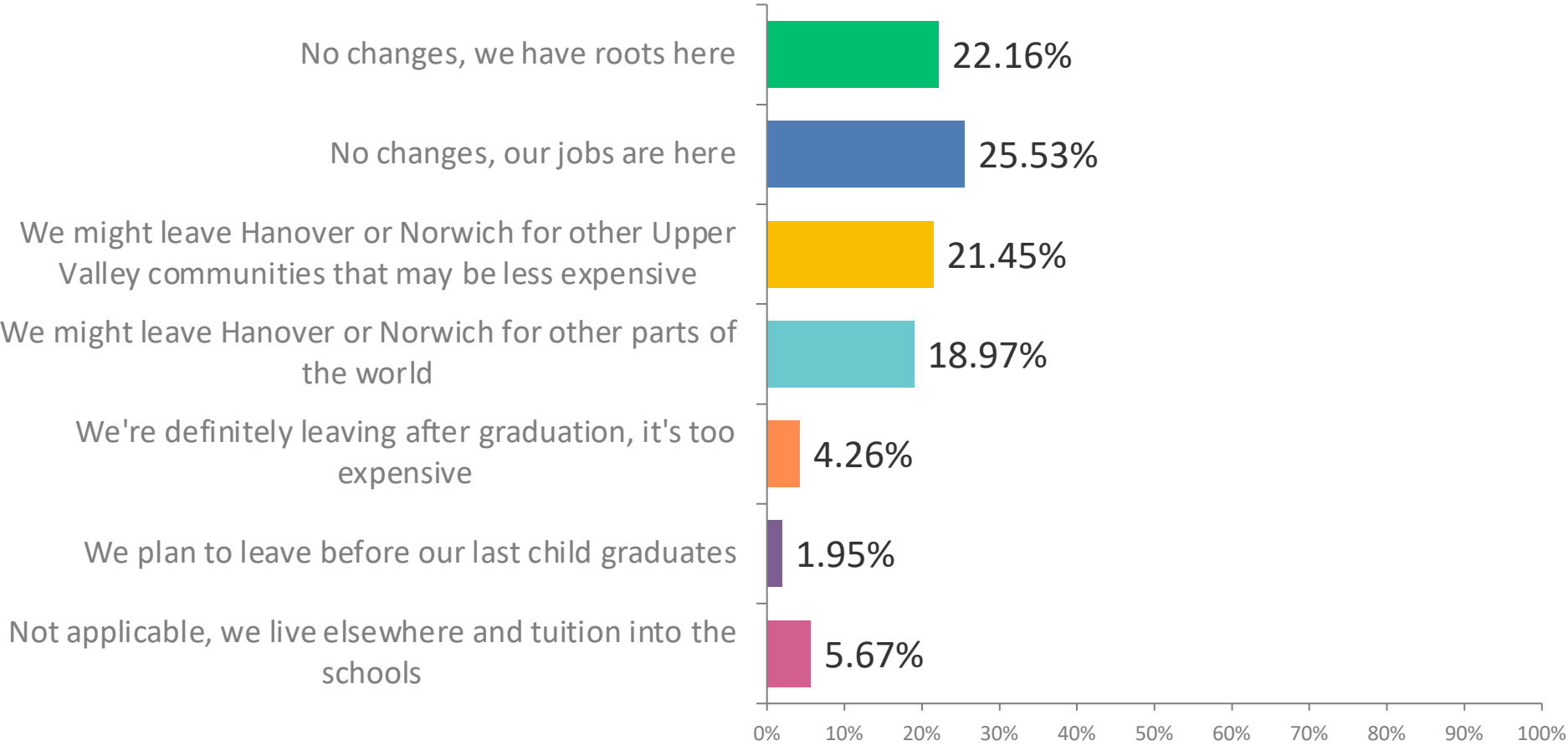
Q47: Please assess these aspects of our schools:

Answered: 567 Skipped: 121

	TOO LITTLE	JUST RIGHT	TOO MUCH	TOTAL
Intensity of academic focus	18.02% 102	75.62% 428	6.36% 36	566
Intensity and pressure to succeed	7.10% 40	76.91% 433	15.99% 90	563
Amount of regular homework	19.18% 108	68.56% 386	12.26% 69	563
Availability of documented curriculum and similar resources	29.89% 165	69.57% 384	0.54% 3	552
Availability of additional academic assistance	26.92% 147	73.08% 399	0.00% 0	546

Q49: When your last student graduates from high school, do you anticipate any changes for living in Hanover or Norwich?

Answered: 564 Skipped: 124

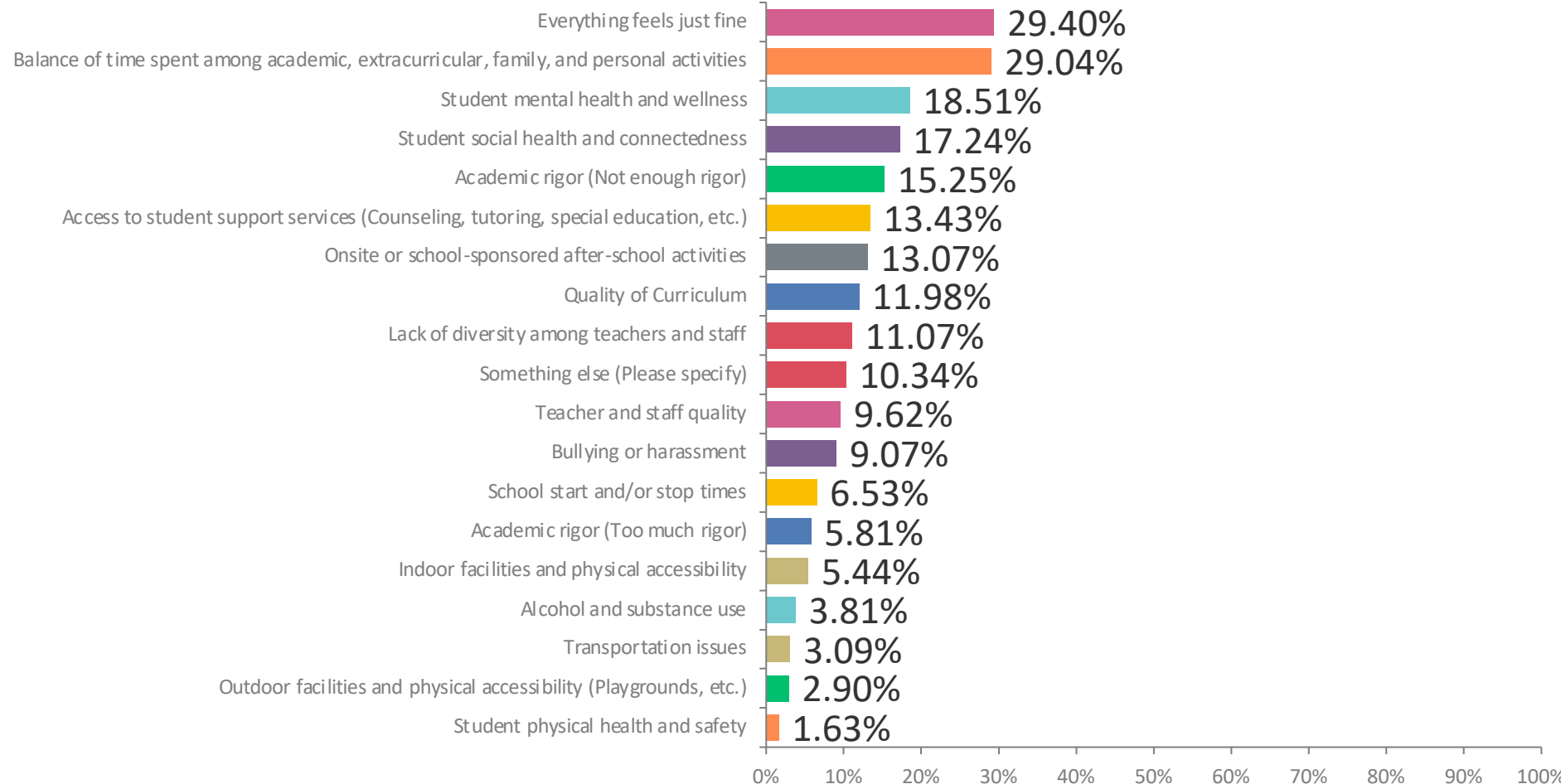


Q49: When your last student graduates from high school, do you anticipate any changes for living in Hanover or Norwich?

Answered: 564 Skipped: 124

ANSWER CHOICES	RESPONSES	
No changes, we have roots here	22.16%	125
No changes, our jobs are here	25.53%	144
We might leave Hanover or Norwich for other Upper Valley communities that may be less expensive	21.45%	121
We might leave Hanover or Norwich for other parts of the world	18.97%	107
We're definitely leaving after graduation, it's too expensive	4.26%	24
We plan to leave before our last child graduates	1.95%	11
Not applicable, we live elsewhere and tuition into the schools	5.67%	32
TOTAL		564

Q51: What are the biggest current challenges adversely affecting quality of life in our SAU 70 schools? Please choose up to 3 of the most important answers for you. Answered: 551 Skipped: 137



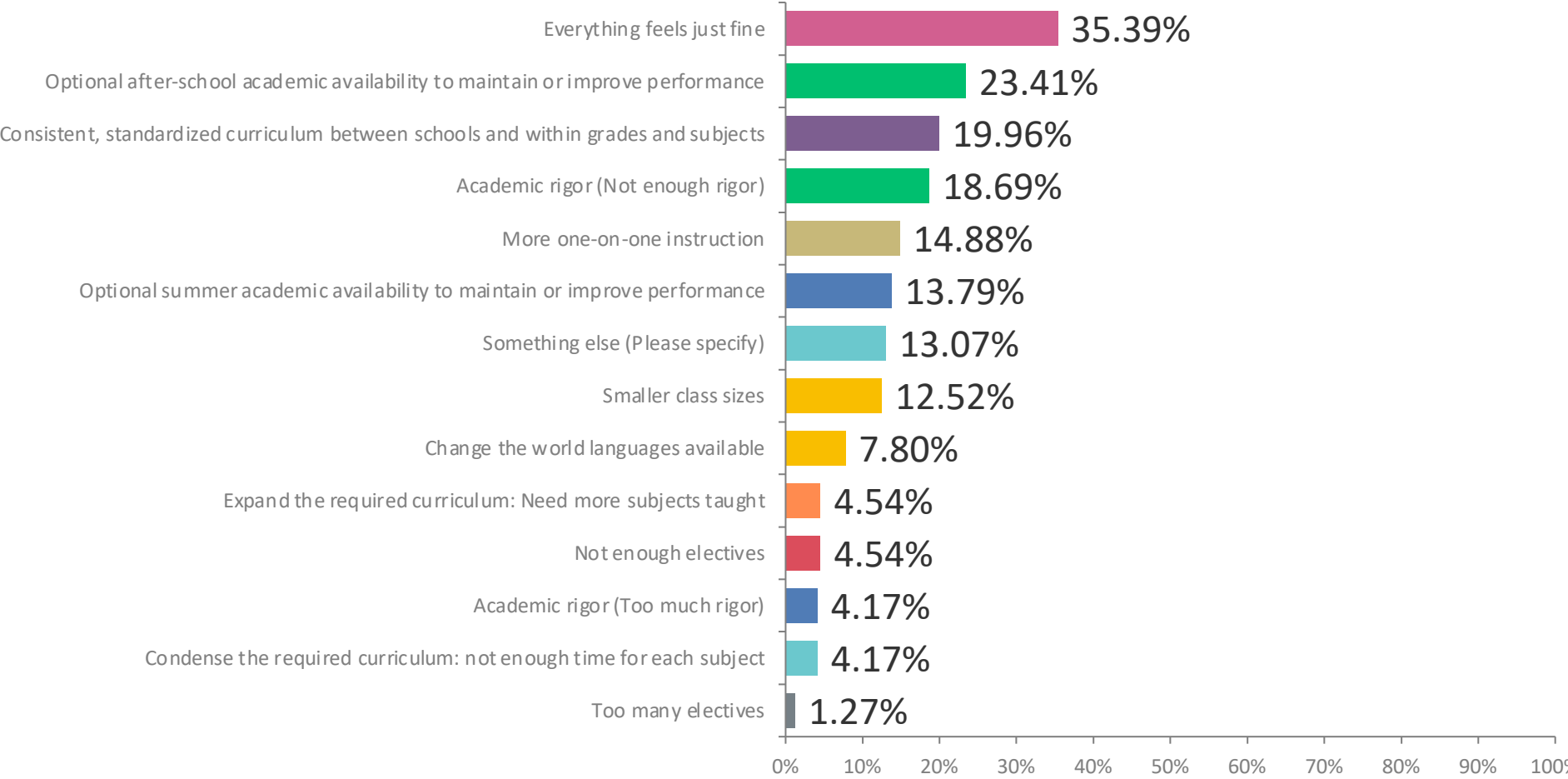
Q51: What are the biggest current challenges adversely affecting quality of life in our SAU 70 schools? Please choose up to 3 of the most important answers for you.

Answered: 551 Skipped: 137

ANSWER CHOICES	RESPONSES	
Everything feels just fine	29.40%	162
Balance of time spent among academic, extracurricular, family, and personal activities	29.04%	160
Student mental health and wellness	18.51%	102
Student social health and connectedness	17.24%	95
Academic rigor (Not enough rigor)	15.25%	84
Access to student support services (Counseling, tutoring, special education, etc.)	13.43%	74
Onsite or school-sponsored after-school activities	13.07%	72
Quality of curriculum	11.98%	66
Lack of diversity among teachers and staff	11.07%	61
Something else (Please specify)	10.34%	57
Teacher and staff quality	9.62%	53
Bullying or harassment	9.07%	50
School start and/or stop times	6.53%	36
Academic rigor (Too much rigor)	5.81%	32
Indoor facilities and physical accessibility	5.44%	30
Alcohol and substance use	3.81%	21
Transportation issues	3.09%	17
Outdoor facilities and physical accessibility (Playgrounds, etc.)	2.90%	16
Student physical health and safety	1.63%	9

Q53: What are the most pressing academic needs within our schools? Please choose up to 3 of the most important answers for you.

Answered: 551 Skipped: 137



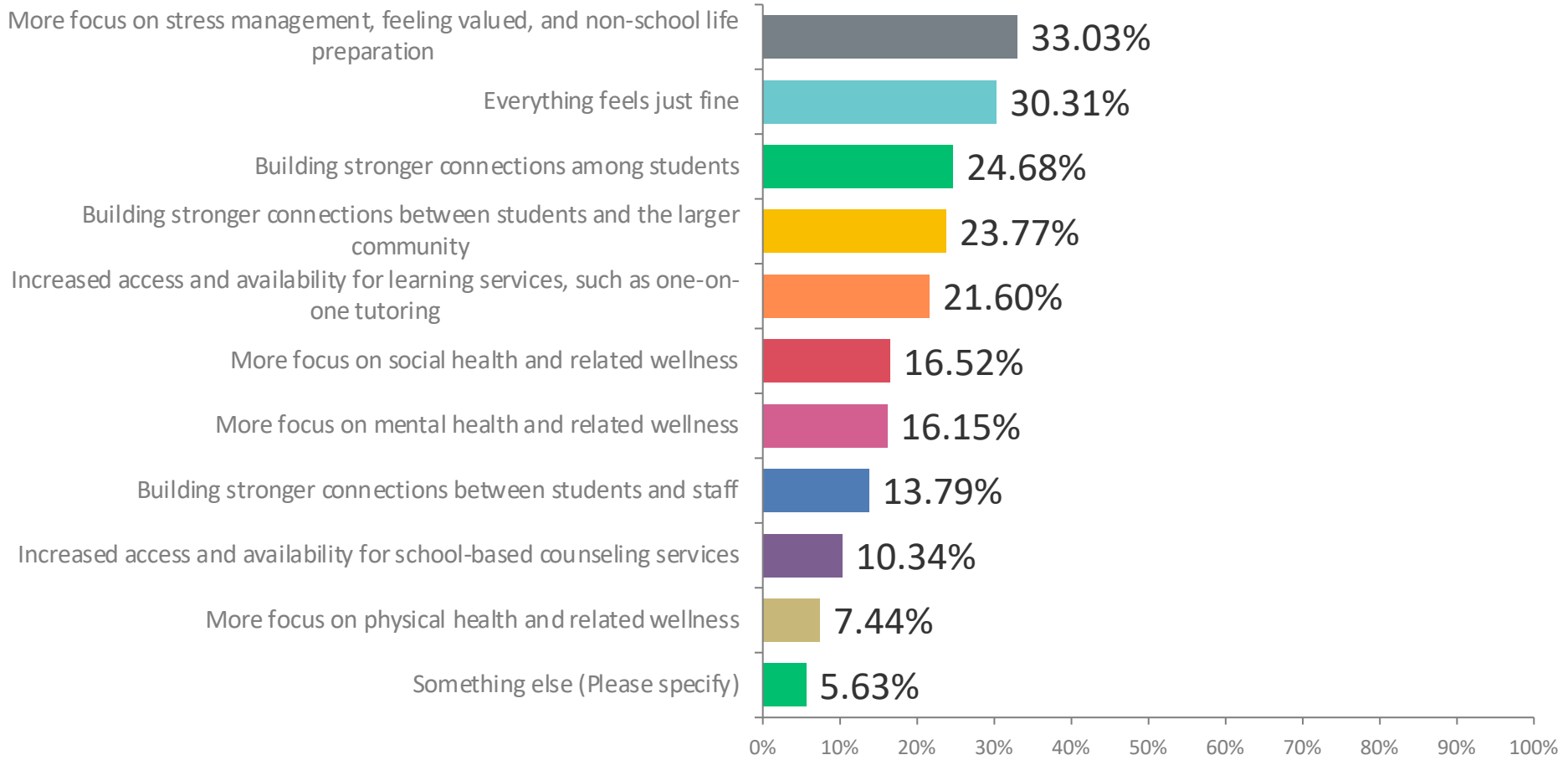
Q53: What are the most pressing academic needs within our schools? Please choose up to 3 of the most important answers for you.

Answered: 551 Skipped: 137

ANSWER CHOICES	RESPONSES	
Everything feels just fine	35.39%	195
Optional after-school academic availability to maintain or improve performance	23.41%	129
Consistent, standardized curriculum between schools and within grades and subjects	19.96%	110
Academic rigor (Not enough rigor)	18.69%	103
More one-on-one instruction	14.88%	82
Optional summer academic availability to maintain or improve performance	13.79%	76
Something else (Please specify)	13.07%	72
Smaller class sizes	12.52%	69
Change the world languages available	7.80%	43
Expand the required curriculum: Need more subjects taught	4.54%	25
Not enough electives	4.54%	25
Academic rigor (Too much rigor)	4.17%	23
Condense the required curriculum: not enough time for each subject	4.17%	23
Too many electives	1.27%	7

Q55: What are the most pressing student support and service needs within our schools? Please choose up to 3 of the most important answers for you below.

Answered: 551 Skipped: 137



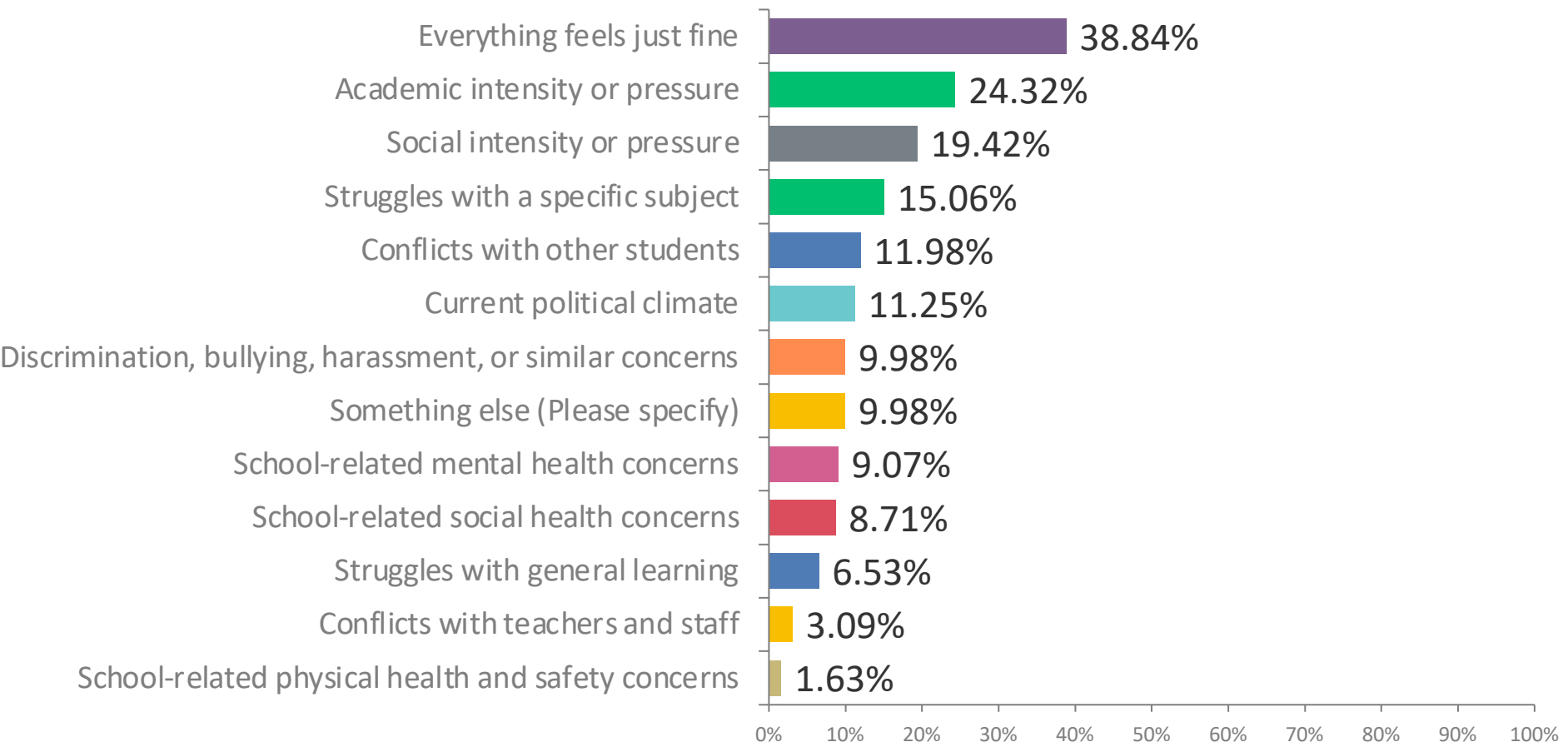
**Q55: What are the most pressing student support and service needs within our schools?
Please choose up to 3 of the most important answers for you below.**

Answered: 551 Skipped: 137

ANSWER CHOICES	RESPONSES	
More focus on stress management, feeling valued, and non-school life preparation	33.03%	182
Everything feels just fine	30.31%	167
Building stronger connections among students	24.68%	136
Building stronger connections between students and the larger community	23.77%	131
Increased access and availability for learning services, such as one-on-one tutoring	21.60%	119
More focus on social health and related wellness	16.52%	91
More focus on mental health and related wellness	16.15%	89
Building stronger connections between students and staff	13.79%	76
Increased access and availability for school-based counseling services	10.34%	57
More focus on physical health and related wellness	7.44%	41
Something else (Please specify)	5.63%	31

Q57: What are the most pressing concerns for your specific student during the school day?
Please choose up to 3 of the most important responses to you below.

Answered: 551 Skipped: 137

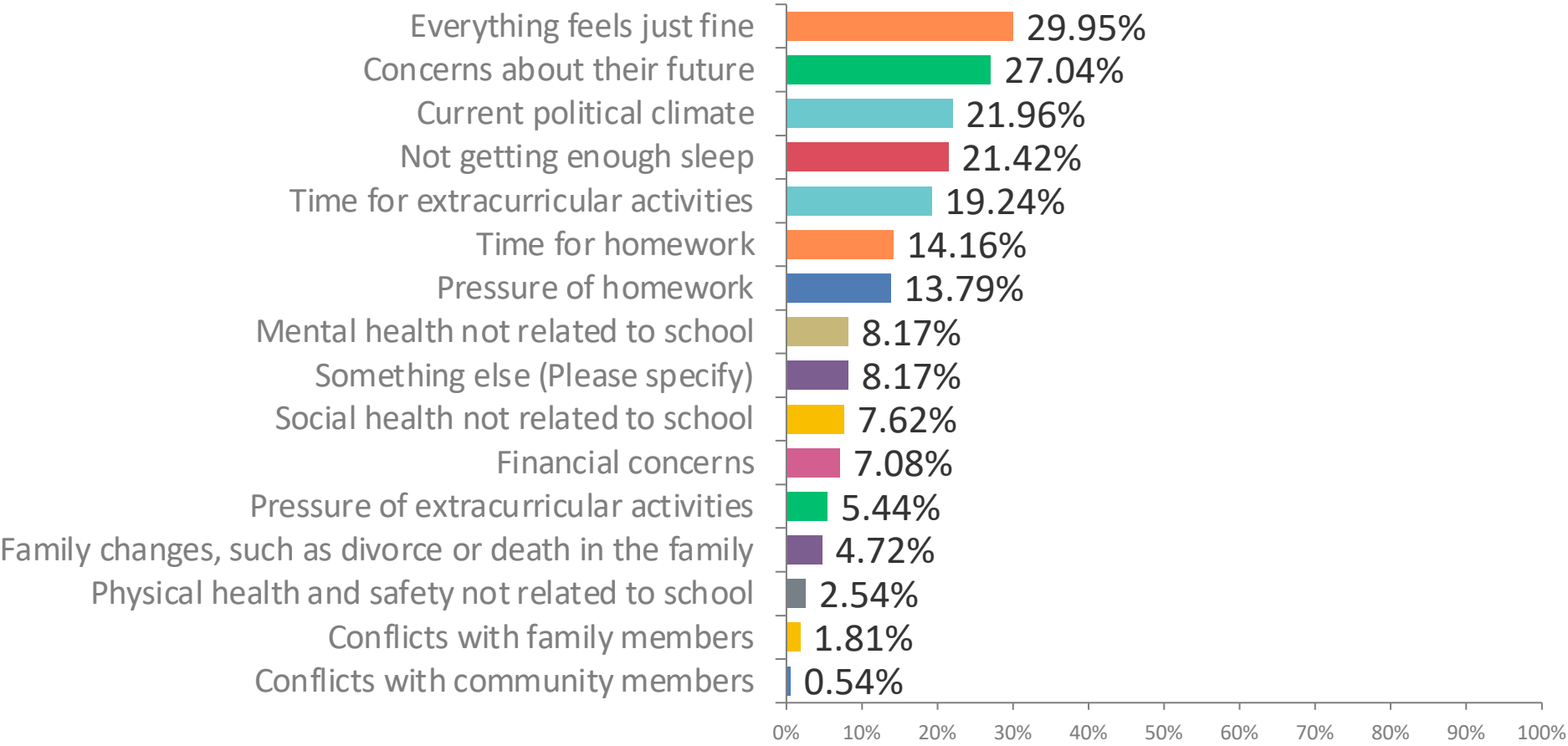


**Q57: What are the most pressing concerns for your specific student during the school day?
Please choose up to 3 of the most important responses to you below.**

Answered: 551 Skipped: 137

ANSWER CHOICES	RESPONSES	
Everything feels just fine	38.84%	214
Academic intensity or pressure	24.32%	134
Social intensity or pressure	19.42%	107
Struggles with a specific subject	15.06%	83
Conflicts with other students	11.98%	66
Current political climate	11.25%	62
Discrimination, bullying, harassment, or similar concerns	9.98%	55
Something else (Please specify)	9.98%	55
School-related mental health concerns	9.07%	50
School-related social health concerns	8.71%	48
Struggles with general learning	6.53%	36
Conflicts with teachers and staff	3.09%	17
School-related physical health and safety concerns	1.63%	9

Q59: What are the most pressing concerns for your specific student outside of the school day? Please choose up to 3 of the most important answers below for you. Answered: 551 Skipped: 137



Q59: What are the most pressing concerns for your specific student outside of the school day? Please choose up to 3 of the most important answers below for you. Answered: 551 Skipped: 137

ANSWER CHOICES	RESPONSES	
Everything feels just fine	29.95%	165
Concerns about their future	27.04%	149
Current political climate	21.96%	121
Not getting enough sleep	21.42%	118
Time for extracurricular activities	19.24%	106
Time for homework	14.16%	78
Pressure of homework	13.79%	76
Mental health not related to school	8.17%	45
Something else (Please specify)	8.17%	45
Social health not related to school	7.62%	42
Financial concerns	7.08%	39
Pressure of extracurricular activities	5.44%	30
Family changes, such as divorce or death in the family	4.72%	26
Physical health and safety not related to school	2.54%	14
Conflicts with family members	1.81%	10
Conflicts with community members	0.54%	3

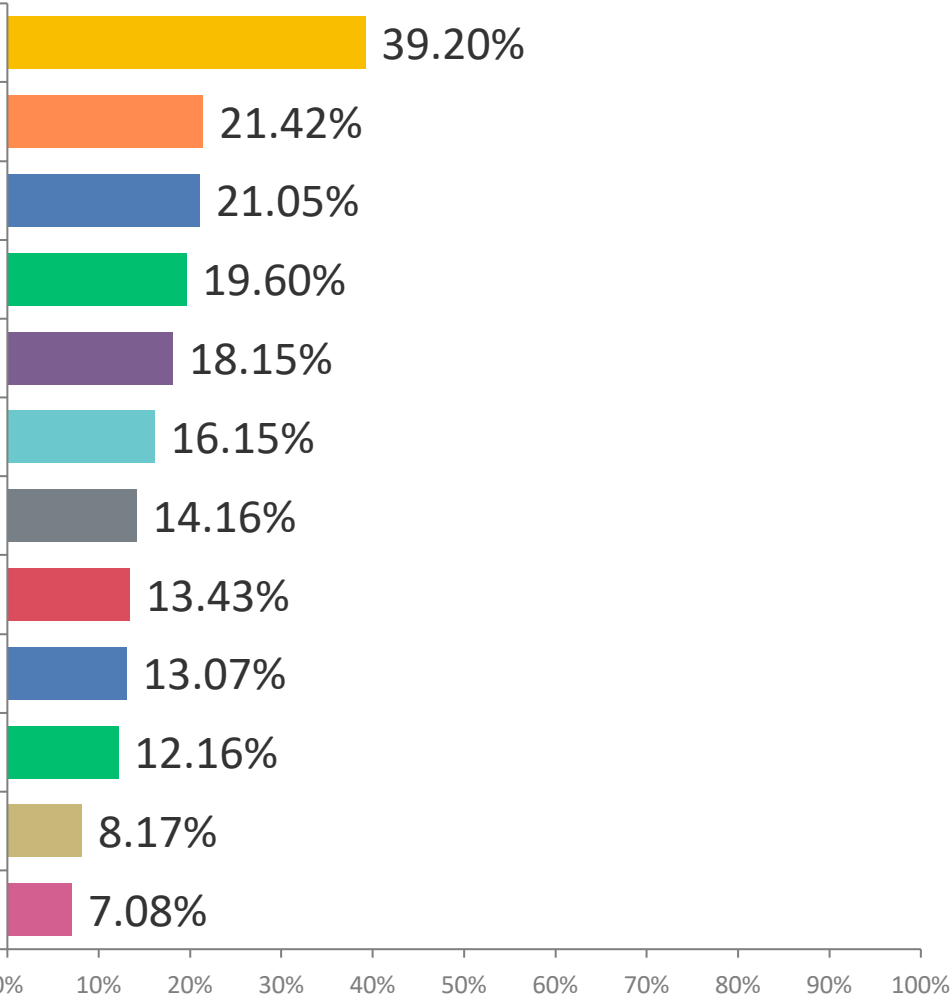
Q61: In recent years, the schools have undertaken several large-scale initiatives, such as introducing Pre-K at MCS, afterschool athletics at Richmond, district-wide Strategic Planning and Climate Action Plans, a new septic system and playground at MCS, new and renovated track and baseball fields for HHS, curriculum program adoptions at MCS and Ray, and ongoing curriculum documentation and standardization. Within the next 5 years, which new large-scale initiatives are the most important for you? Please choose up to 3 of the most important answers for you below.

Answered: 551 Skipped: 137

Answers on following slide

Q61: 5-Year Initiatives.

Introduce and expand additional practice subjects for study, such as driver's education, business education, and family & consumer sciences ("home economics")



Large-scale sustainability measures and improvements to existing buildings and grounds

Hiring and strongly supporting a more diverse staff

School-sponsored sports and afterschool activities for MCS and Ray

More indoor recreation and sports facilities

Introduce new world languages for study, such as Mandarin Chinese

School-sponsored before-and-after school childcare for MCS and Ray

Public, school-sponsored, full-day Pre-K for Hanover students

Something else (Please specify):

Changes to the start and stop times of the schools

None of these seem important currently, everything feels just fine

None of these seem important currently, focus on budgetary savings

Q61: 5-Year Initiatives

ANSWER CHOICES	RESPONSES	
Introduce and expand additional practice subjects for study, such as driver's education, business education, and family & consumer sciences ("home economics")	39.20%	216
Large-scale sustainability measures and improvements to existing buildings and grounds	21.42%	118
Hiring and strongly supporting a more diverse staff	21.05%	116
School-sponsored sports and afterschool activities for MCS and Ray	19.60%	108
More indoor recreation and sports facilities	18.15%	100
Introduce new world languages for study, such as Mandarin Chinese	16.15%	89
School-sponsored before-and-after school childcare for MCS and Ray	14.16%	78
Public, school-sponsored, full-day Pre-K for Hanover students	13.43%	74
Something else (Please specify):	13.07%	72
Changes to the start and stop times of the schools	12.16%	67
None of these seem important currently, everything feels just fine	8.17%	45
None of these seem important currently, focus on budgetary savings	7.08%	39