

# **SAU70 Annual Survey 2026: MCS**

May 2026

## 2026 SAU70 Annual Survey: MCS only: 126 responses (+0.80%)

- April-May 2026 survey sent out to SAU70 parents/guardians
- Open from 4/29/25 until 5/15/25 with multiple reminders from Superintendent
- 64-Item survey: Results presented in both graph and table formats
- School-specific findings will be presented separately for each school
- Total SAU responses: 688. Total MCS responses: 126. All-SAU and other school responses available elsewhere
- Parents asked to complete survey once for each child
- Items included 30 free-text response questions and the ability to give free-text “something else” answers for 9 questions; see next slide for summary
- Redacted (to eliminate potentially identifiable information) free-text responses will be available separately; 45-page PDF
  - Free-text responses similar to “no”, “NA”, etc. were removed; “Specific Responses” remain
- By comparison:
  - 2022 SAU70 Strategic Planning Survey: 503 responses. MCS: 83
  - 2023 SAU70 Cost Survey: 556 responses: MCS: 73 (-12.05%)
  - 2025 SAU70 Annual Survey: 592 responses: MCS: 125 (+71.23%)

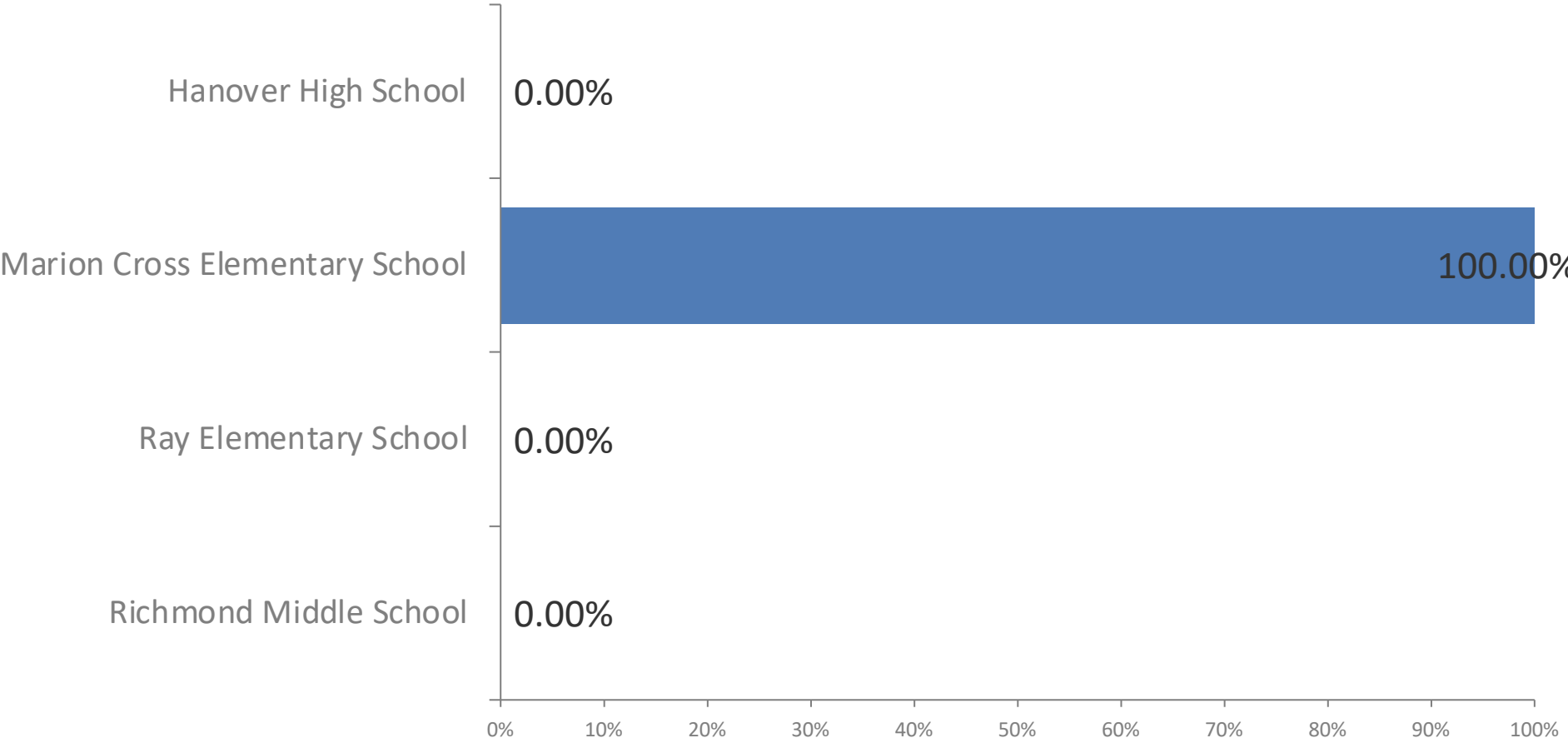
	Question	Subject	Responses	Specific	MCS
<b>MCS Survey Count: 126</b>	08	Events and Schedule	109	104	27
	10	School Quality for Towns	75	72	21
	12	Financially Challenging	97	95	24
	14	Satisfaction, General	139	136	30
	16	Satisfaction, Personnel	106	103	26
	18	Satisfaction, Subjects	164	161	34
<b>Free-Text Counts →</b>	20	Alternative Education	111	108	22
	22	Tutoring?	116	112	14
	24	Tutoring Subjects	52	48	7
	26	Tutoring Reasons	28 + 42 Other	25 + 42 Other	5 + 6 Other
	28	Athletics?	77	72	12
	30	Athletics Satisfaction	105	101	12
	32	Performing Arts	78	73	12

	Question	Subject	Responses	Specific	MCS
<b>MCS Survey Count: 126</b>	34	Arts Satisfaction	62	58	9
	36	Mental Behavioral Health	41	36	12
	38	Devices & Social Media	62 + 23 Other	57 + 19 Other	10 + 1 Other
	40	Smart Device Ban	91 + 43 Other	87 + 41 Other	12 + 10 Other
	42	Screens	109	105	24
	44	AI	118	115	25
<b>Free-Text Counts →</b>	46	Lunch	174	172	28
	48	Assessing Various Aspects	97	93	14
	50	After Graduation Plans	51	47	8
	52	Biggest Challenges	77 + 57 Other	75 + 55 Other	17 + 14 Other
	54	Academic Needs	48 + 72 Other	45 + 70 Other	8 + 15 Other
	56	Social Support Needs	31 + 31 Other	28 + 27 Other	2 + 6 Other
58	Concerns During School	40 + 55 Other	37 + 52 Other	6 + 12 Other <sup>4</sup>	

	Question	Subject	Responses	Specific	MCS
<b>MCS Survey Count: 126</b>	60	Concerns Outside School	23 + 45 Other	20 + 43 Other	1 + 11 Other
	62	5-Year Large Initiatives	51 + 72 Other	48 + 67 Other	11 + 15 Other
	63	New Survey Questions	33	31	9
	64	Anything Else?	71	69	15
<b>Free-Text Counts →</b>	Totals	--	2,876	2,749	547

# Q1: Which school does your student currently attend?

Answered: 126 Skipped: 0



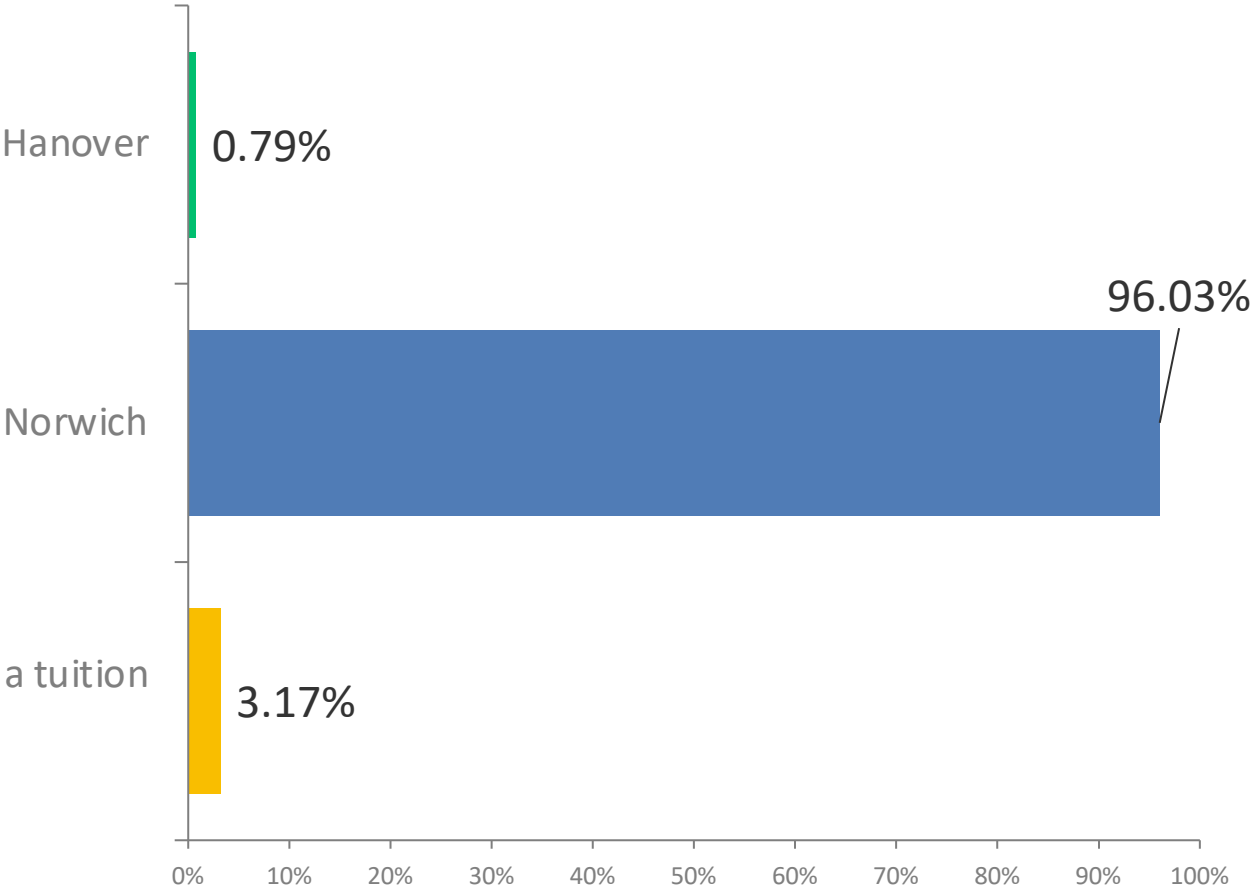
# Q1: Which school does your student currently attend?

Answered: 126 Skipped: 0

ANSWER CHOICES	RESPONSES	
Hanover High School	0.00%	0
Marion Cross Elementary School	100.00%	126
Ray Elementary School	0.00%	0
Richmond Middle School	0.00%	0
TOTAL		126

# Q2: Where do you live?

Answered: 126 Skipped: 0



Somewhere else: Parent/guardian of a tuition student

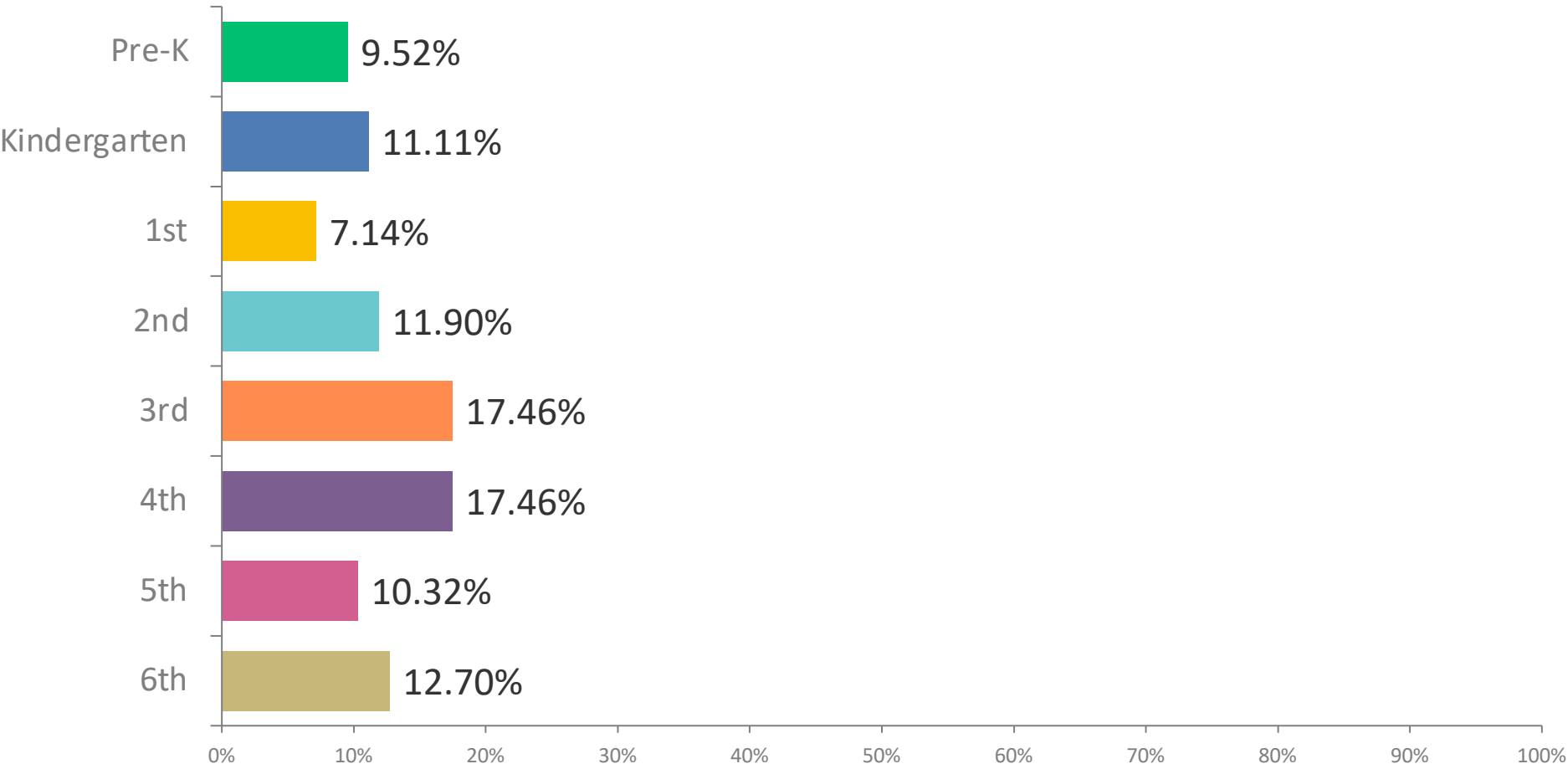
## Q2: Where do you live?

Answered: 126 Skipped: 0

ANSWER CHOICES	RESPONSES	
Hanover	0.79%	1
Norwich	96.03%	121
Somewhere else: Parent/guardian of a tuition student	3.17%	4
TOTAL		126

# Q3: What is your student's current grade?

Answered: 126 Skipped: 0



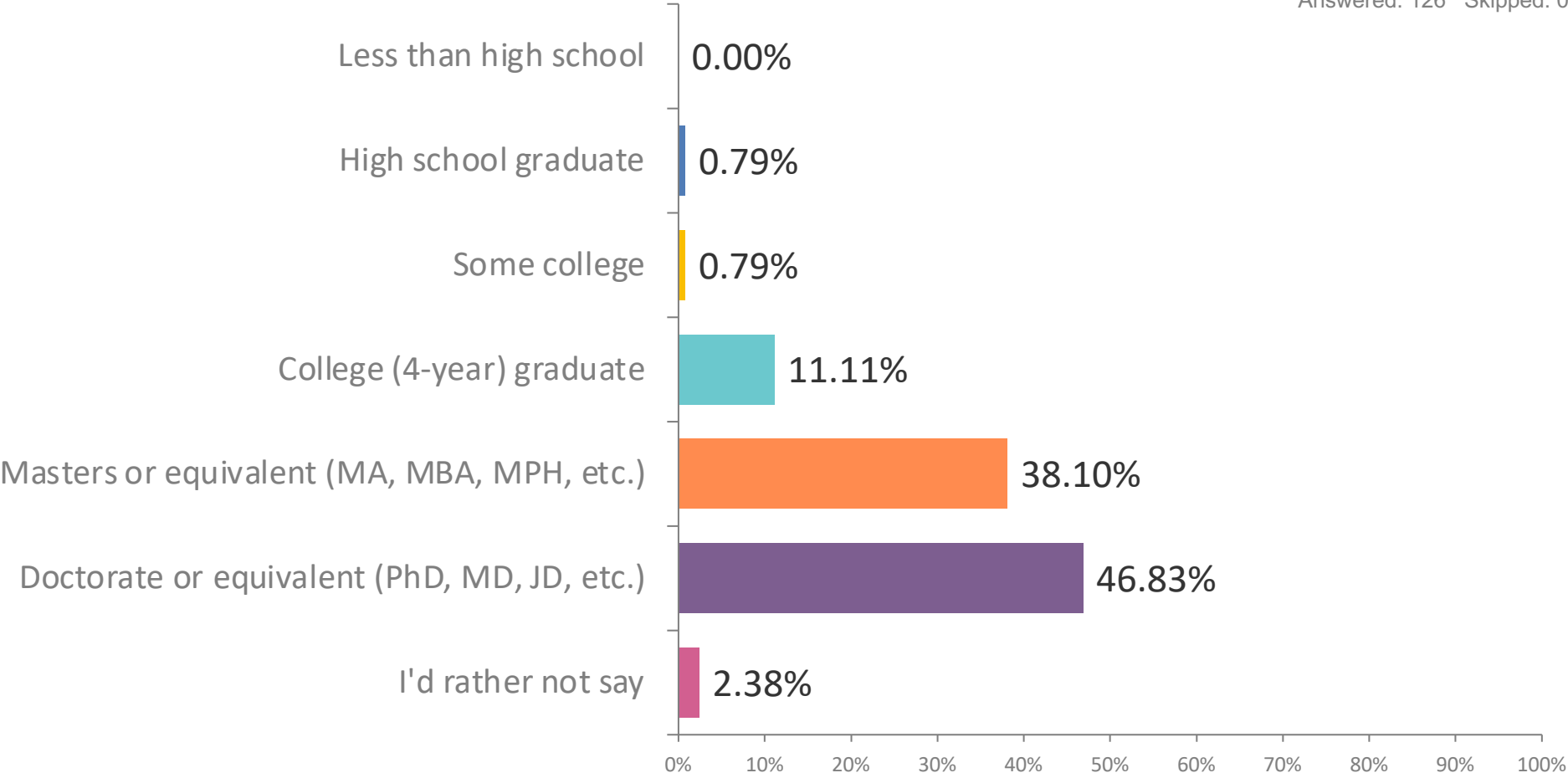
### Q3: What is your student's current grade?

Answered: 126 Skipped: 0

ANSWER CHOICES	RESPONSES	
Pre-K	9.52%	12
Kindergarten	11.11%	14
1st	7.14%	9
2nd	11.90%	15
3rd	17.46%	22
4th	17.46%	22
5th	10.32%	13
6th	12.70%	16

# Q4: What is the highest educational attainment of a member of your immediate household?

Answered: 126 Skipped: 0



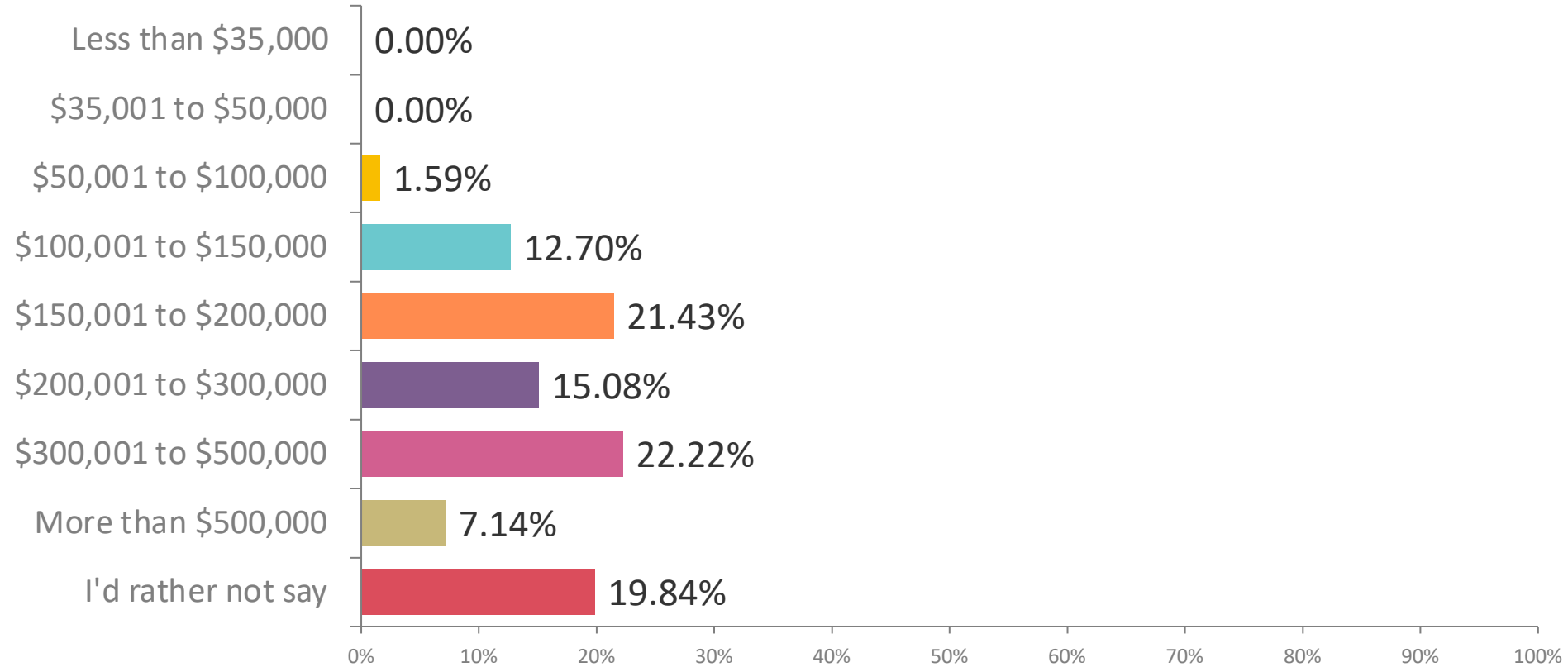
# Q4: What is the highest educational attainment of a member of your immediate household?

Answered: 126 Skipped: 0

ANSWER CHOICES	RESPONSES	
Less than high school	0.00%	0
High school graduate	0.79%	1
Some college	0.79%	1
College (4-year) graduate	11.11%	14
Masters or equivalent (MA, MBA, MPH, etc.)	38.10%	48
Doctorate or equivalent (PhD, MD, JD, etc.)	46.83%	59
I'd rather not say	2.38%	3
TOTAL		126

# Q5: What is your approximate household income?

Answered: 126 Skipped: 0



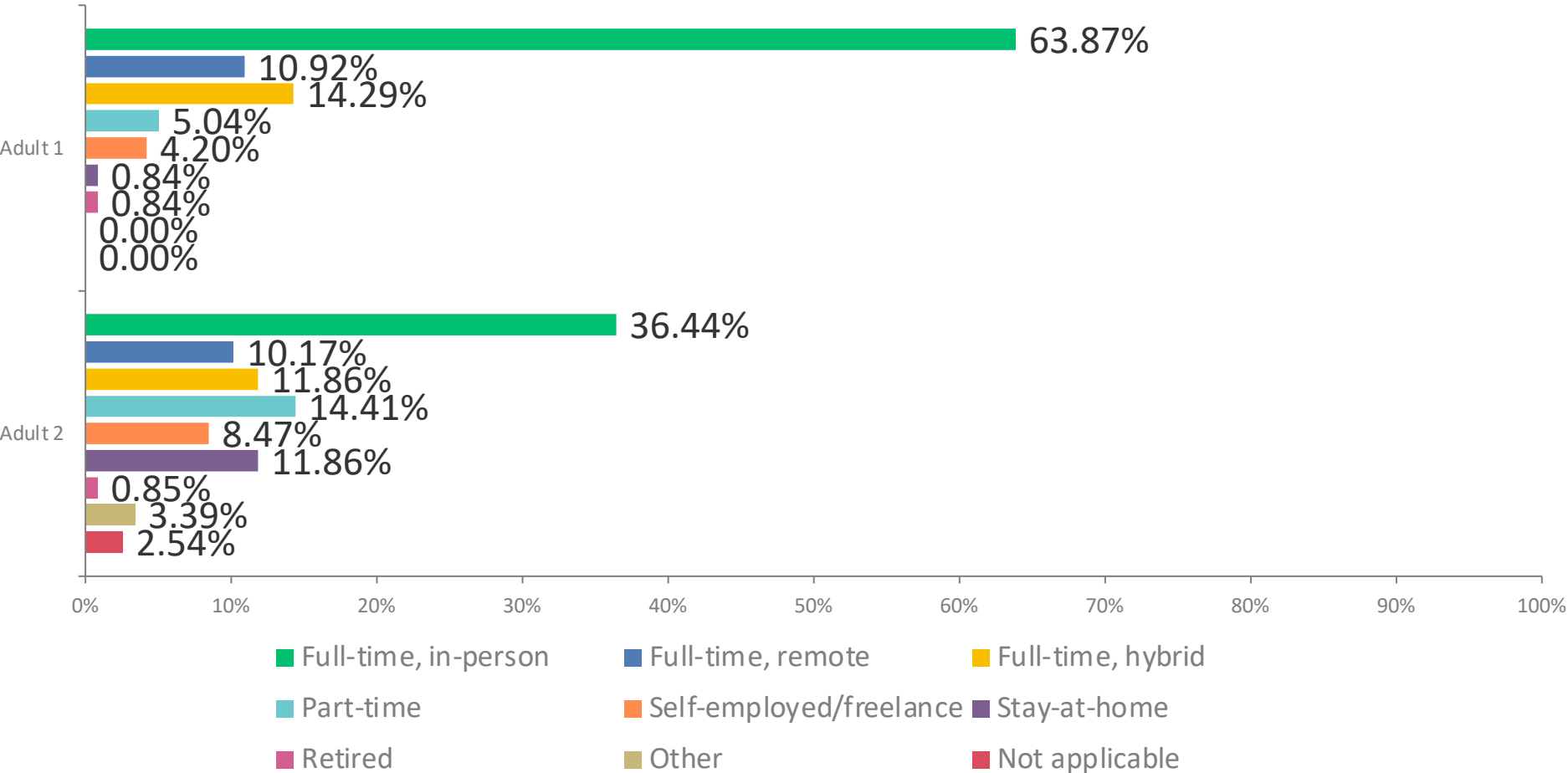
## Q5: What is your approximate household income?

Answered: 126 Skipped: 0

ANSWER CHOICES	RESPONSES	
Less than \$35,000	0.00%	0
\$35,001 to \$50,000	0.00%	0
\$50,001 to \$100,000	1.59%	2
\$100,001 to \$150,000	12.70%	16
\$150,001 to \$200,000	21.43%	27
\$200,001 to \$300,000	15.08%	19
\$300,001 to \$500,000	22.22%	28
More than \$500,000	7.14%	9
I'd rather not say	19.84%	25
TOTAL		126

# Q6: What is the current job status for parents/guardians living in your student's primary home?

Answered: 119 Skipped: 7



# Q6: What is the current job status for parents/guardians living in your student's primary home?

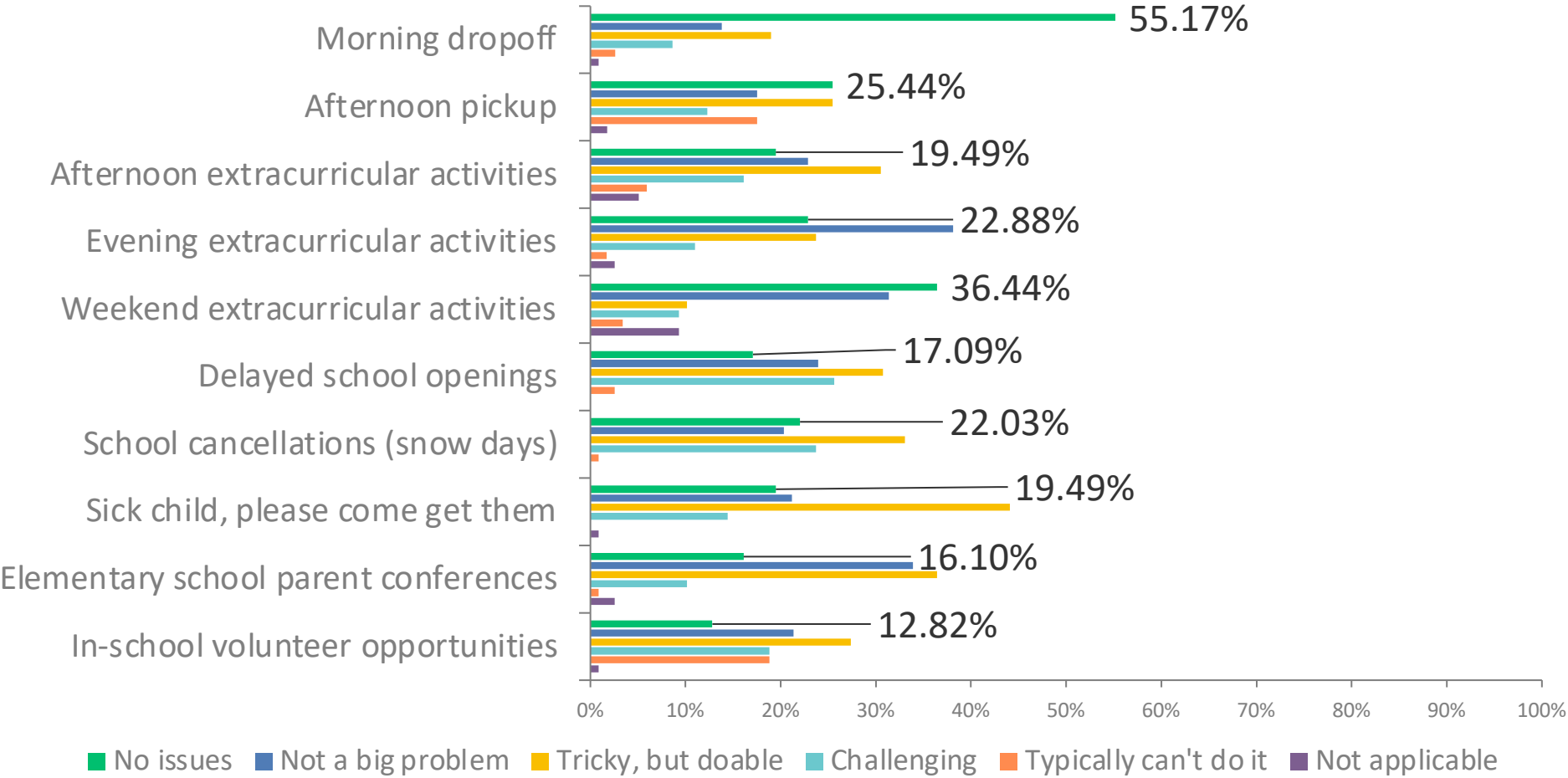
Answered: 119 Skipped: 7

	FULL-TIME, IN-PERSON	FULL-TIME, REMOTE	FULL-TIME, HYBRID	PART-TIME	SELF-EMPLOYED/FREELANCE	STAY-AT-HOME	RETIRED	OTHER	NOT APPLICABLE	TOTAL
Adult 1	63.87% 76	10.92% 13	14.29% 17	5.04% 6	4.20% 5	0.84% 1	0.84% 1	0.00% 0	0.00% 0	119
Adult 2	36.44% 43	10.17% 12	11.86% 14	14.41% 17	8.47% 10	11.86% 14	0.85% 1	3.39% 4	2.54% 3	118
Combined	50.21% 119	10.55% 25	13.08% 31	9.70% 23	6.33% 15	6.33% 15	0.84% 2	1.69% 4	1.27% 3	237

	Full-Time	Part-Time	Other
% Parents	73.84%	16.03%	10.13%

# Q7: Generally, is it challenging for you to attend the following school events or late schedule changes?

Answered: 118 Skipped: 8



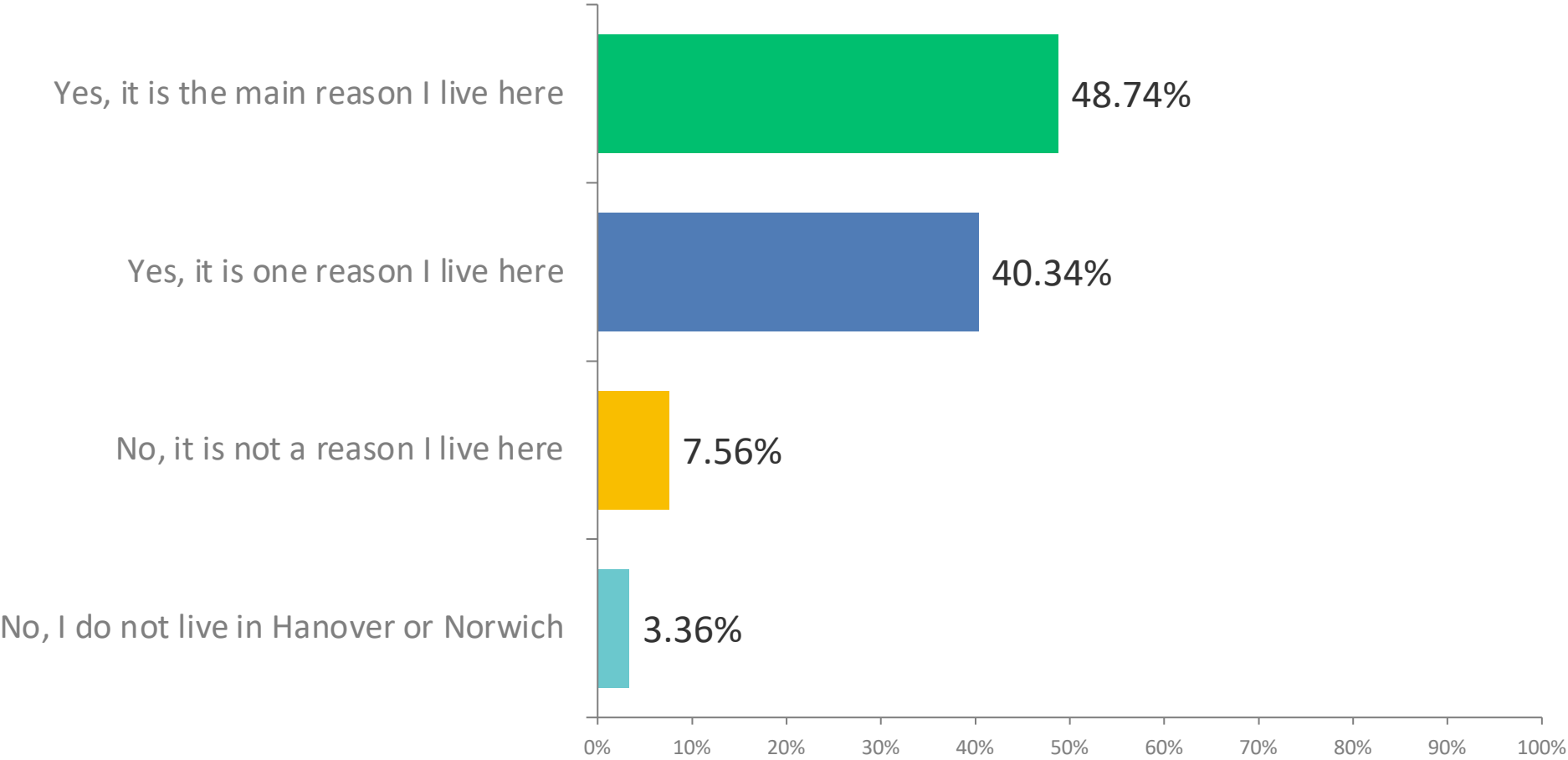
# Q7: Generally, is it challenging for you to attend the following school events or late schedule changes?

Answered: 118 Skipped: 8

	NO ISSUES	NOT A BIG PROBLEM	TRICKY, BUT DOABLE	CHALLENGING	TYPICALLY CAN'T DO IT	NOT APPLICABLE	TOTAL
Morning dropoff	<b>55.17%</b>	13.79%	18.97%	8.62%	2.59%	0.86%	116
Afternoon pickup	<b>25.44%</b>	17.54%	<b>25.44%</b>	12.28%	17.54%	1.75%	114
Afternoon extracurricular activities	19.49%	22.88%	<b>30.51%</b>	16.10%	5.93%	5.08%	118
Evening extracurricular activities	22.88%	<b>38.14%</b>	23.73%	11.02%	1.69%	2.54%	118
Weekend extracurricular activities	<b>36.44%</b>	31.36%	10.17%	9.32%	3.39%	9.32%	118
Delayed school openings	17.09%	23.93%	<b>30.77%</b>	25.64%	2.56%	0.00%	117
School cancellations (snow days)	22.03%	20.34%	<b>33.05%</b>	23.73%	0.85%	0.00%	118
Sick child, please come get them	19.49%	21.19%	<b>44.07%</b>	14.41%	0.00%	0.85%	118
Elementary school parent conferences	16.10%	33.90%	<b>36.44%</b>	10.17%	0.85%	2.54%	118
In-school volunteer opportunities	12.82%	21.37%	<b>27.35%</b>	18.80%	18.80%	0.85%	117

# Q9: Did the perceived quality of the SAU70 schools have an impact on your decision to live specifically in Hanover or Norwich?

Answered: 119 Skipped: 7



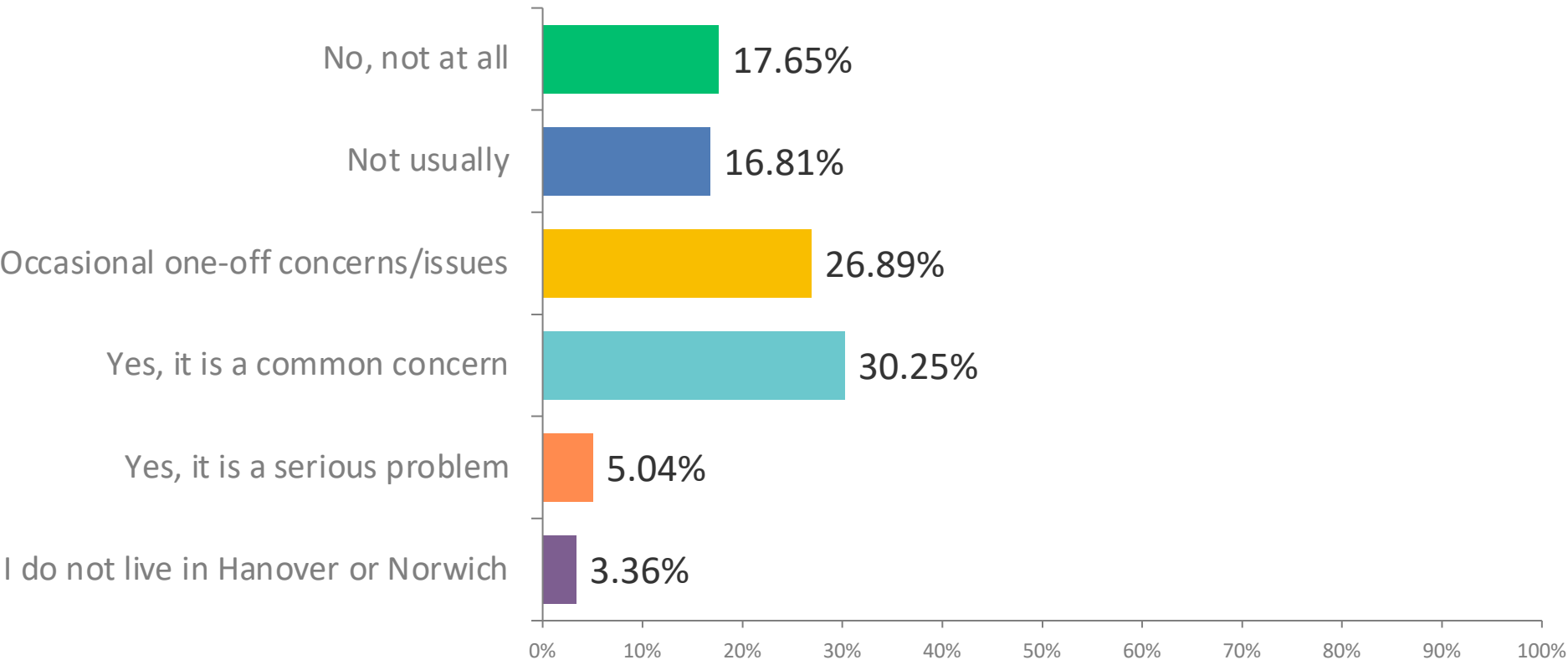
**Q9: Did the perceived quality of the SAU70 schools have an impact on your decision to live specifically in Hanover or Norwich?**

Answered: 119 Skipped: 7

ANSWER CHOICES	RESPONSES	
Yes, it is the main reason I live here	48.74%	58
Yes, it is one reason I live here	40.34%	48
No, it is not a reason I live here	7.56%	9
No, I do not live in Hanover or Norwich	3.36%	4
TOTAL		119

# Q11: Generally, is living in Hanover or Norwich financially challenging for your family?

Answered: 119 Skipped: 7



# Q11: Generally, is living in Hanover or Norwich financially challenging for your family?

Answered: 119 Skipped: 7

## ANSWER CHOICES

## RESPONSES

No, not at all

17.65%

21

Not usually

16.81%

20

Occasional one-off concerns/issues

26.89%

32

Yes, it is a common concern

30.25%

36

Yes, it is a serious problem

5.04%

6

I do not live in Hanover or Norwich

3.36%

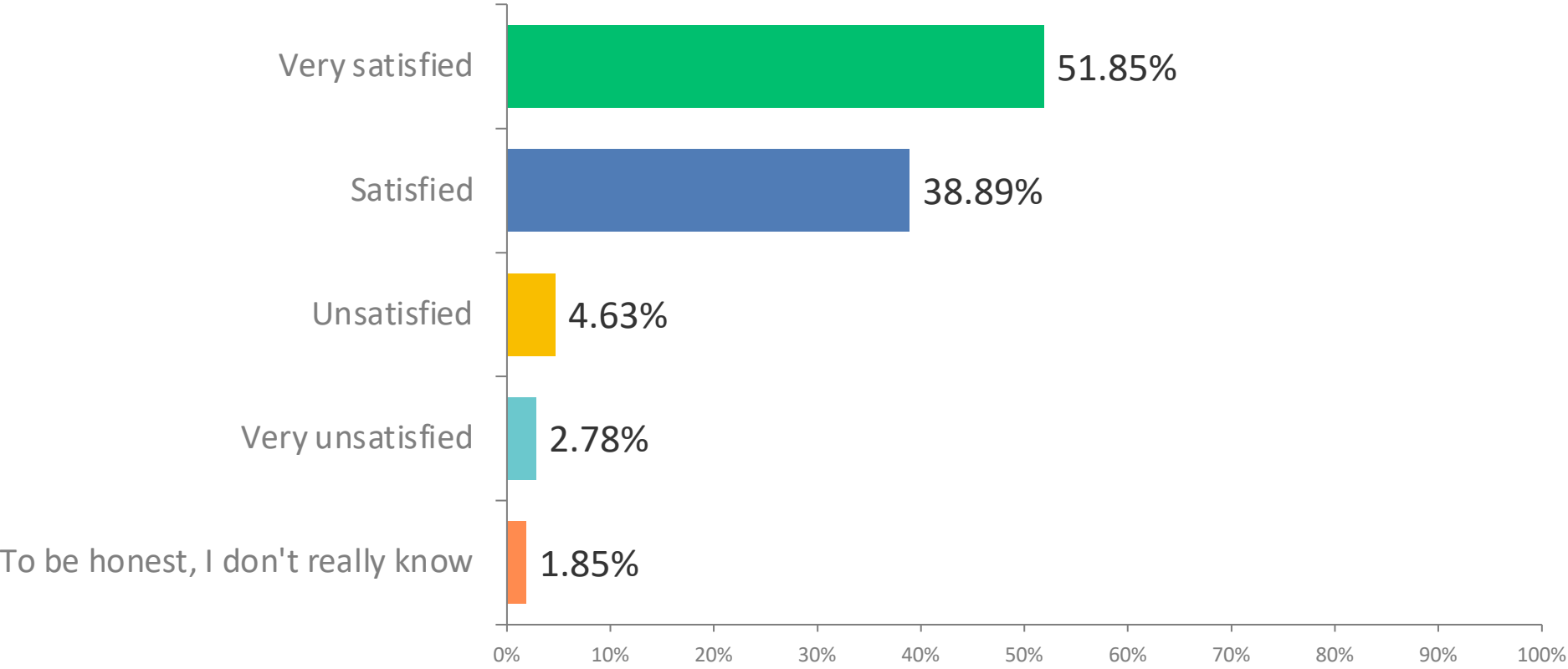
4

TOTAL

119

# Q13: During this 2025-2026 academic year, how satisfied are you with your student's general school experiences?

Answered: 108 Skipped: 18



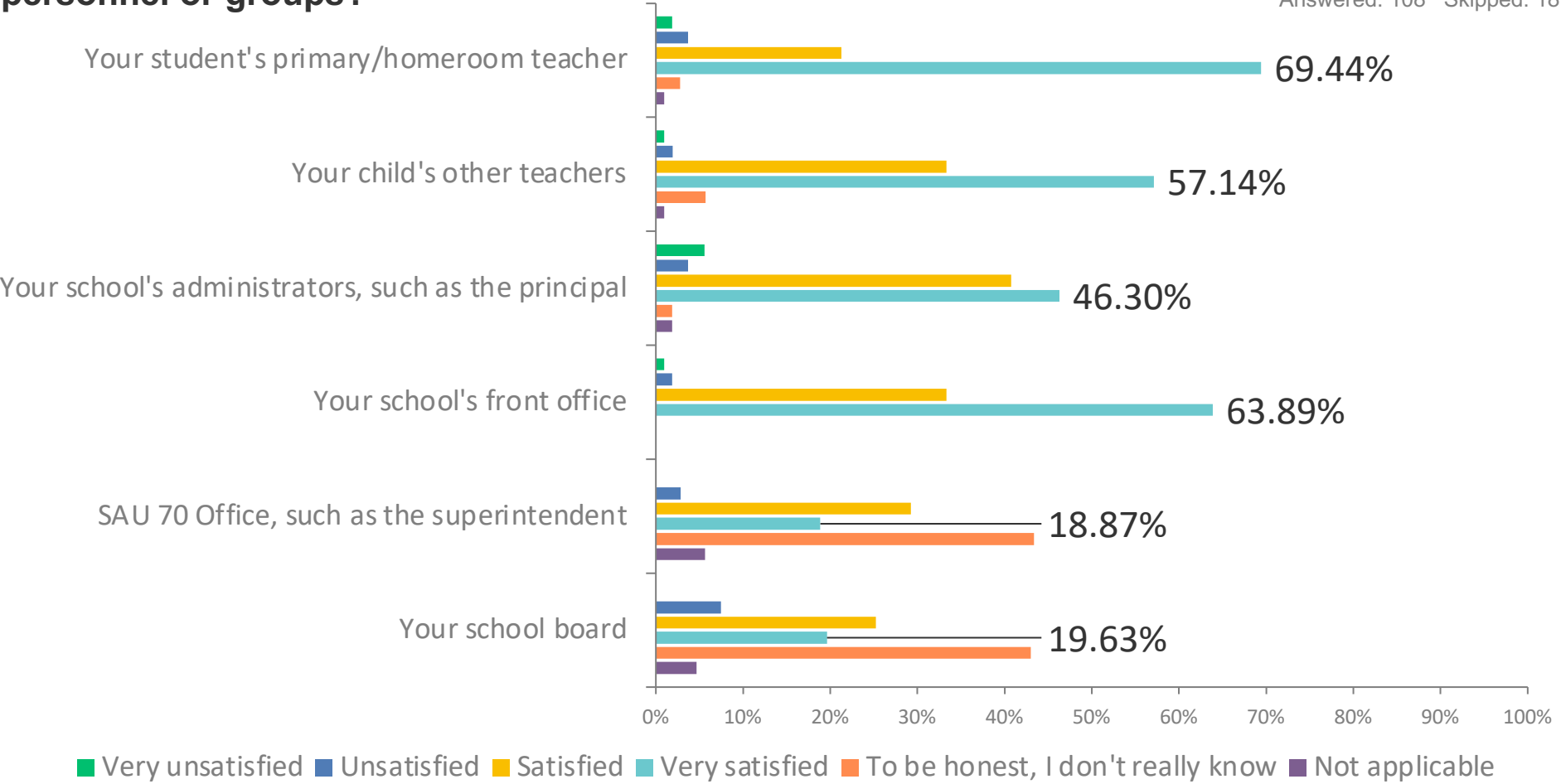
# Q13: During this 2025-2026 academic year, how satisfied are you with your student's general school experiences?

Answered: 108 Skipped: 18

ANSWER CHOICES	RESPONSES	
Very satisfied	51.85%	56
Satisfied	38.89%	42
Unsatisfied	4.63%	5
Very unsatisfied	2.78%	3
To be honest, I don't really know	1.85%	2
TOTAL	108	

# Q15: Generally during this academic year, how satisfied are you with the following personnel or groups?

Answered: 108 Skipped: 18



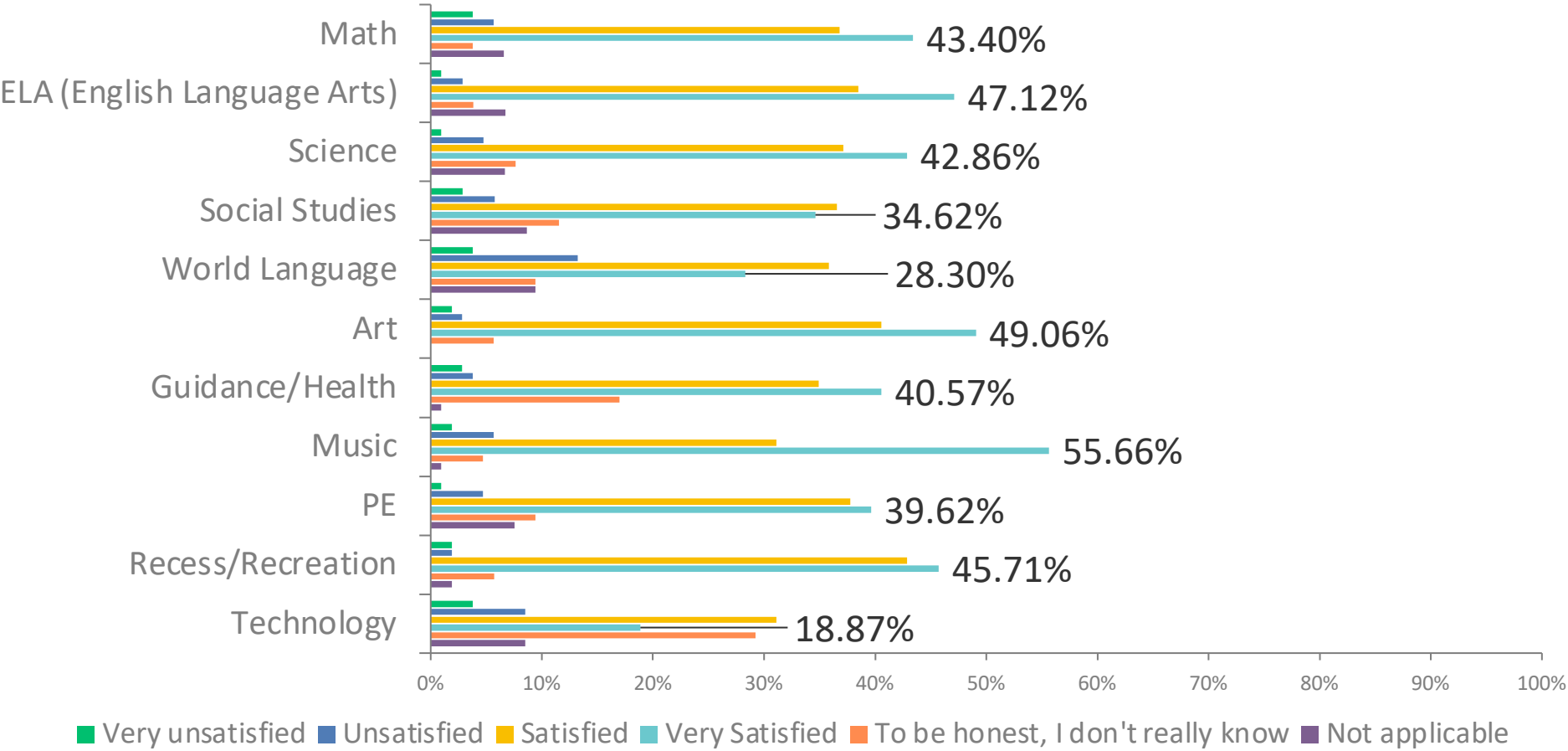
# Q15: Generally during this academic year, how satisfied are you with the following personnel or groups?

Answered: 108 Skipped: 18

	VERY UNSATISFIED	UNSATISFIED	SATISFIED	VERY SATISFIED	TO BE HONEST, I DON'T REALLY KNOW	NOT APPLICABLE	TOTAL
Your student's primary/homeroom teacher	1.85%	3.70%	21.30%	<b>69.44%</b>	2.78%	0.93%	108
Your child's other teachers	0.95%	1.90%	33.33%	<b>57.14%</b>	5.71%	0.95%	105
Your school's administrators, such as the principal	5.56%	3.70%	40.74%	<b>46.30%</b>	1.85%	1.85%	108
Your school's front office	0.93%	1.85%	33.33%	<b>63.89%</b>	0.00%	0.00%	108
SAU 70 Office, such as the superintendent	0.00%	2.83%	29.25%	18.87%	<b>43.40%</b>	5.66%	106
Your school board	0.00%	7.48%	25.23%	19.63%	<b>42.99%</b>	4.67%	107

# Q17: Generally during this academic year, how satisfied are you with your student's experiences for the following academic subjects?

Answered: 106 Skipped: 20



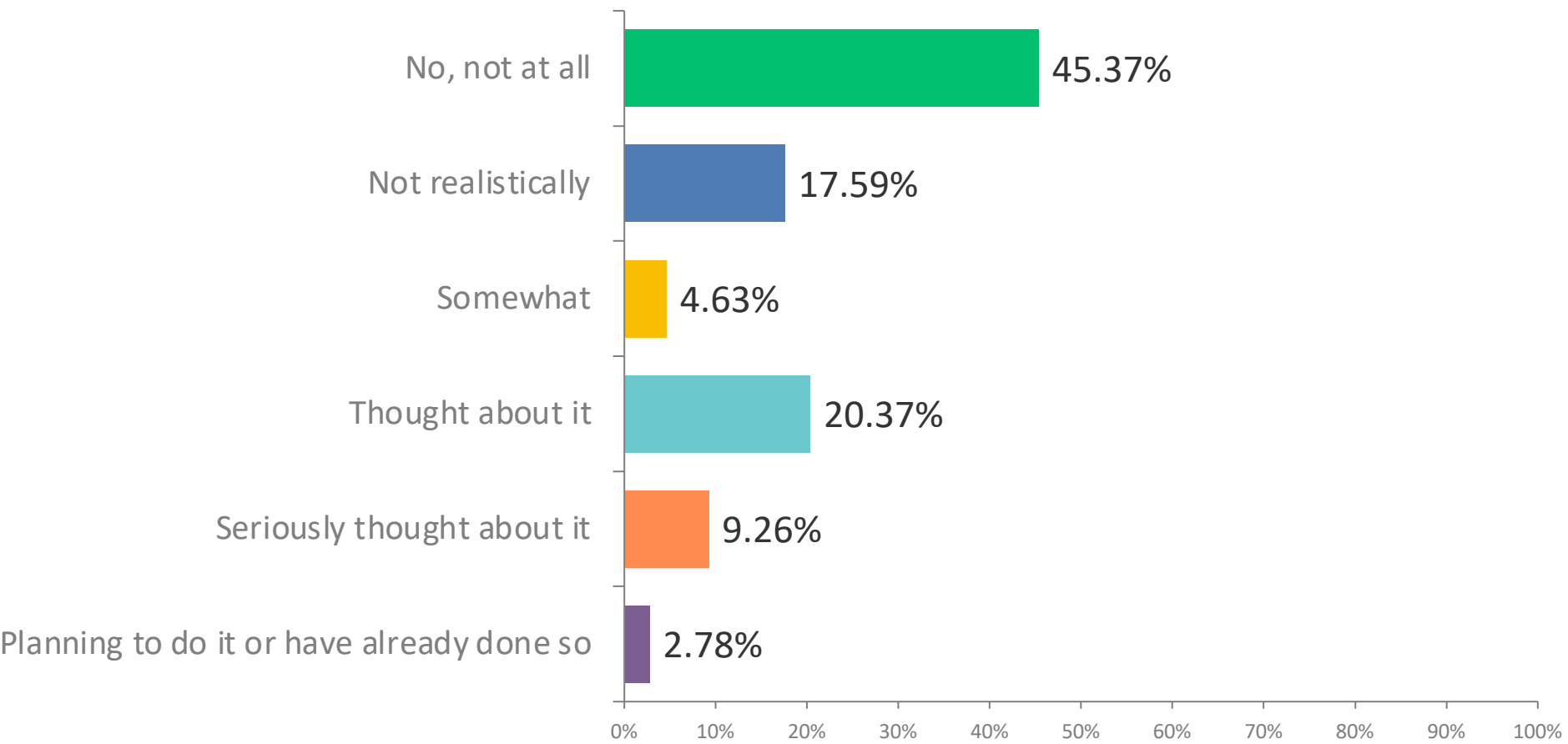
# Q17: Generally during this academic year, how satisfied are you with your student's experiences for the following academic subjects?

Answered: 106 Skipped: 20

	VERY UNSATISFIED	UNSATISFIED	SATISFIED	VERY SATISFIED	TO BE HONEST, I DON'T REALLY KNOW	NOT APPLICABLE	TOTAL
Math	3.77%	5.66%	36.79%	<b>43.40%</b>	3.77%	6.60%	106
ELA (English Language Arts)	0.96%	2.88%	38.46%	<b>47.12%</b>	3.85%	6.73%	104
Science	0.95%	4.76%	37.14%	<b>42.86%</b>	7.62%	6.67%	105
Social Studies	2.88%	5.77%	<b>36.54%</b>	34.62%	11.54%	8.65%	104
World Language	3.77%	13.21%	<b>35.85%</b>	28.30%	9.43%	9.43%	106
Art	1.89%	2.83%	40.57%	<b>49.06%</b>	5.66%	0.00%	106
Guidance/Health	2.83%	3.77%	34.91%	<b>40.57%</b>	16.98%	0.94%	106
Music	1.89%	5.66%	31.13%	<b>55.66%</b>	4.72%	0.94%	106
PE	0.94%	4.72%	37.74%	<b>39.62%</b>	9.43%	7.55%	106
Recess/Recreation	1.90%	1.90%	42.86%	<b>45.71%</b>	5.71%	1.90%	105
Technology	3.77%	8.49%	<b>31.13%</b>	18.87%	29.25%	8.49%	106

# Q19: Have you ever considered sending your student to alternative education systems, such as home education (home schooling), private school, or tuitioning in to another school district?

Answered: 108 Skipped: 18



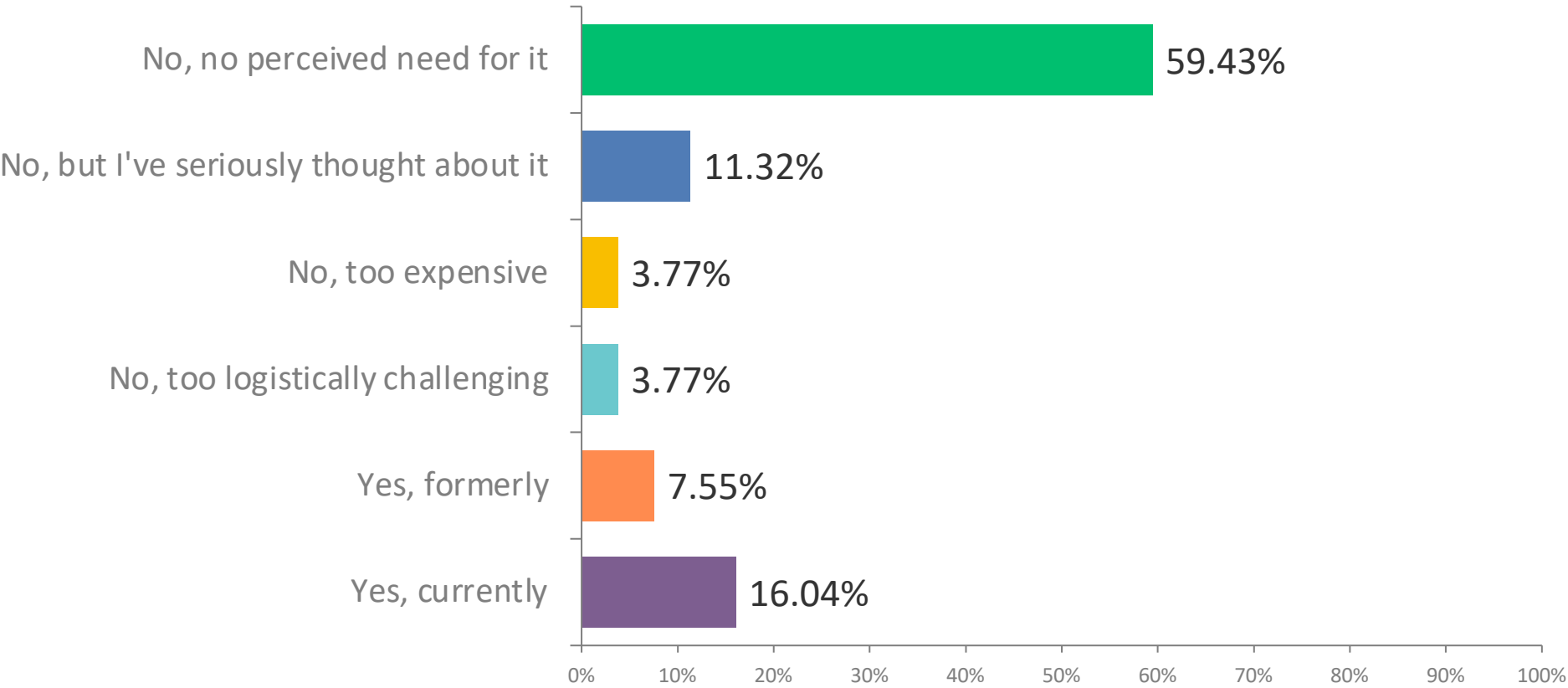
# Q19: Have you ever considered sending your student to alternative education systems, such as home education (home schooling), private school, or tuitioning in to another school district?

Answered: 108 Skipped: 18

ANSWER CHOICES	RESPONSES	
No, not at all	45.37%	49
Not realistically	17.59%	19
Somewhat	4.63%	5
Thought about it	20.37%	22
Seriously thought about it	9.26%	10
Planning to do it or have already done so	2.78%	3
TOTAL		108

**Q21: Have you ever used a supplementary private educational service for your student, such as one-on-one tutoring or group-based lessons, for subjects also taught in school, such as math, reading, or writing? Please select all that apply. Note that related teaching or academic apps, such as DuoLingo, should not be considered for this question.**

Answered: 106  
Skipped: 20



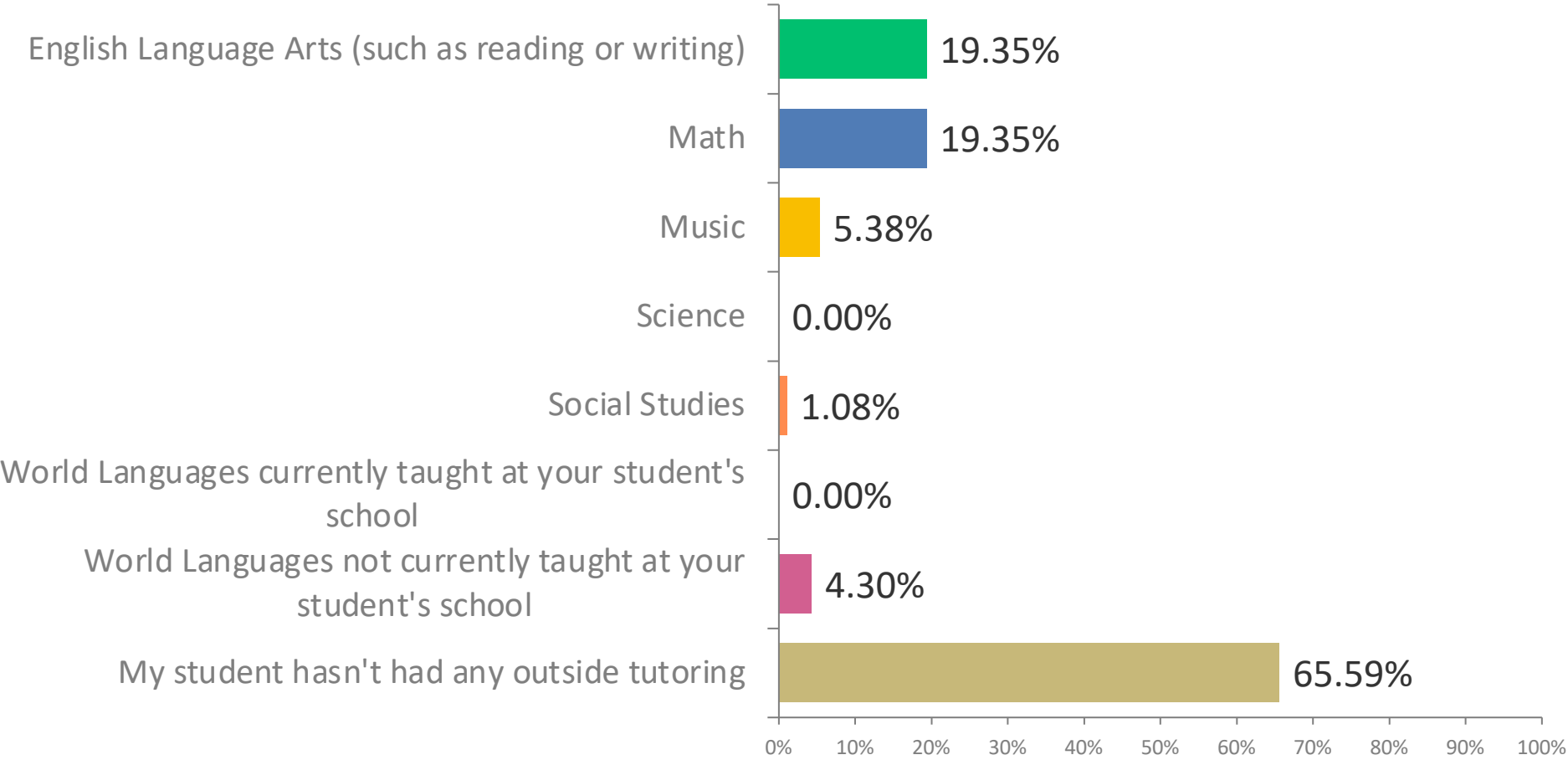
**Q21: Have you ever used a supplementary private educational service for your student, such as one-on-one tutoring or group-based lessons, for subjects also taught in school, such as math, reading, or writing? Please select all that apply. Note that related teaching or academic apps, such as DuoLingo, should not be considered for this question.**

Answered: 106  
Skipped: 20

ANSWER CHOICES	RESPONSES	
No, no perceived need for it	59.43%	63
No, but I've seriously thought about it	11.32%	12
No, too expensive	3.77%	4
No, too logistically challenging	3.77%	4
Yes, formerly	7.55%	8
Yes, currently	16.04%	17
TOTAL		108

# Q23: For which of the following subjects have you sought outside tutoring for your student? Please select all that apply.

Answered: 93 Skipped: 33



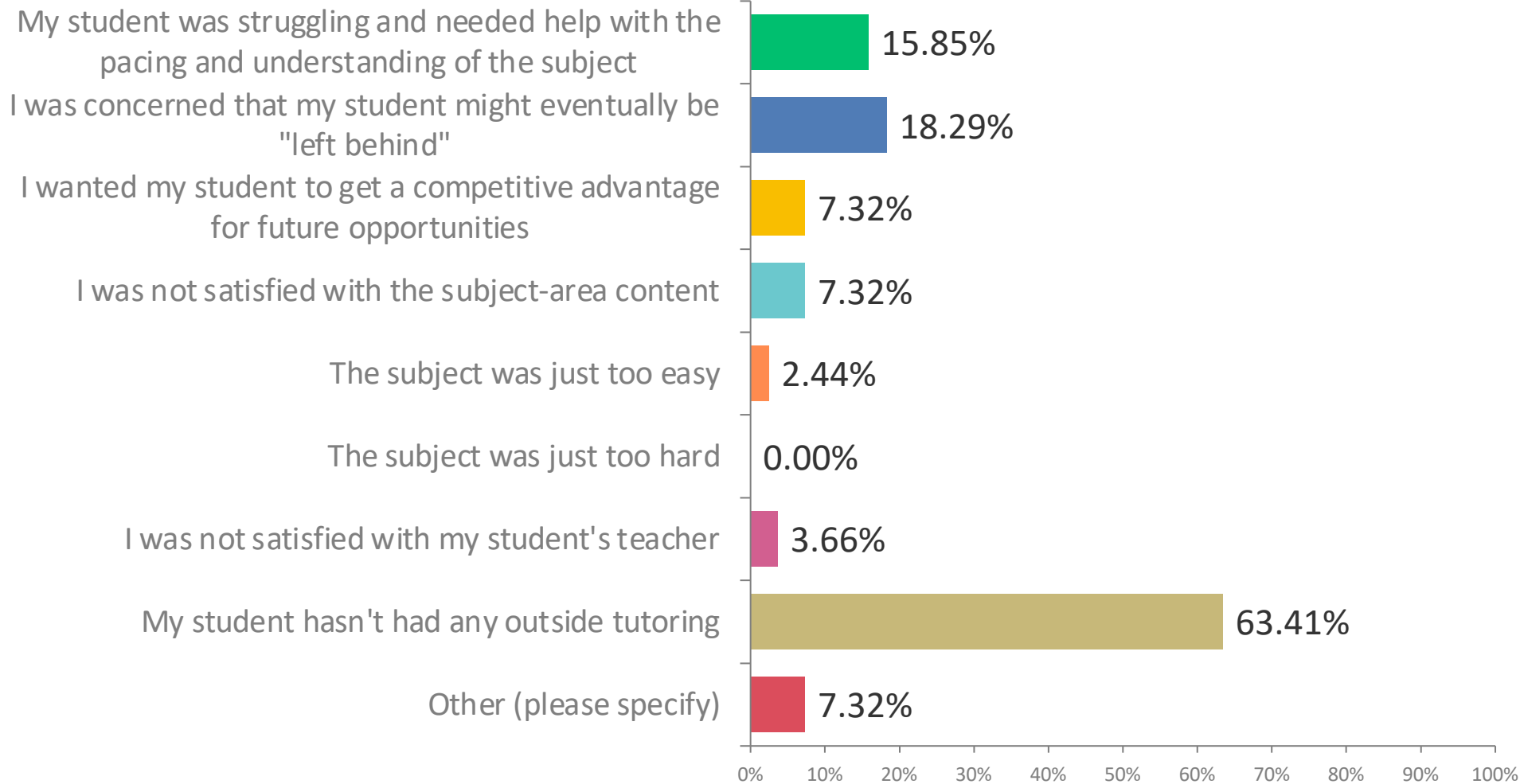
**Q23: For which of the following subjects have you sought outside tutoring for your student?  
Please select all that apply.**

Answered: 93 Skipped: 33

ANSWER CHOICES	RESPONSES	
English Language Arts (such as reading or writing)	19.35%	18
Math	19.35%	18
Music	5.38%	5
Science	0.00%	0
Social Studies	1.08%	1
World Languages currently taught at your student's school	0.00%	0
World Languages not currently taught at your student's school	4.30%	4
My student hasn't had any outside tutoring	65.59%	61
<b>TOTAL</b>		<b>107</b>

## Q25: What was the reason for the tutoring? Please select all that apply.

Answered: 82  
Skipped: 44



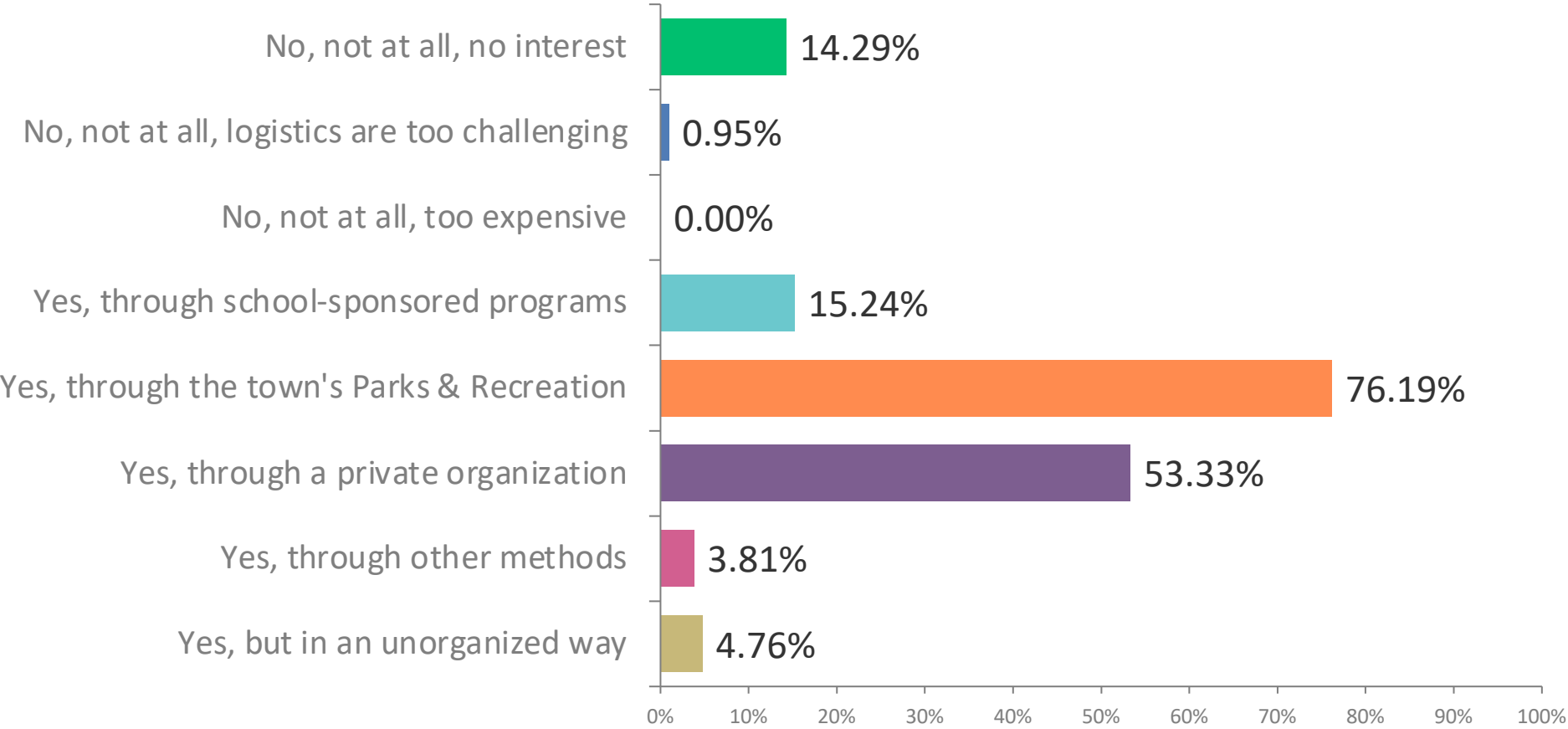
Answered: 82  
Skipped: 44

## Q25: What was the reason for the tutoring? Please select all that apply.

ANSWER CHOICES	RESPONSES	
My student was struggling and needed help with the pacing and understanding of the subject	15.85%	13
I was concerned that my student might eventually be "left behind"	18.29%	15
I wanted my student to get a competitive advantage for future opportunities	7.32%	6
I was not satisfied with the subject-area content	7.32%	6
The subject was just too easy	2.44%	2
The subject was just too hard	0.00%	0
I was not satisfied with my student's teacher	3.66%	3
My student hasn't had any outside tutoring	63.41%	52
Other (please specify)	7.32%	6
TOTAL		103

**Q27: During this academic year, does your student participate in organized afterschool athletic activities of some sort? Please select all that apply. Note that we are not referring to subject-based camps that occur during summer or vacation breaks.**

Answered: 105 Skipped: 21



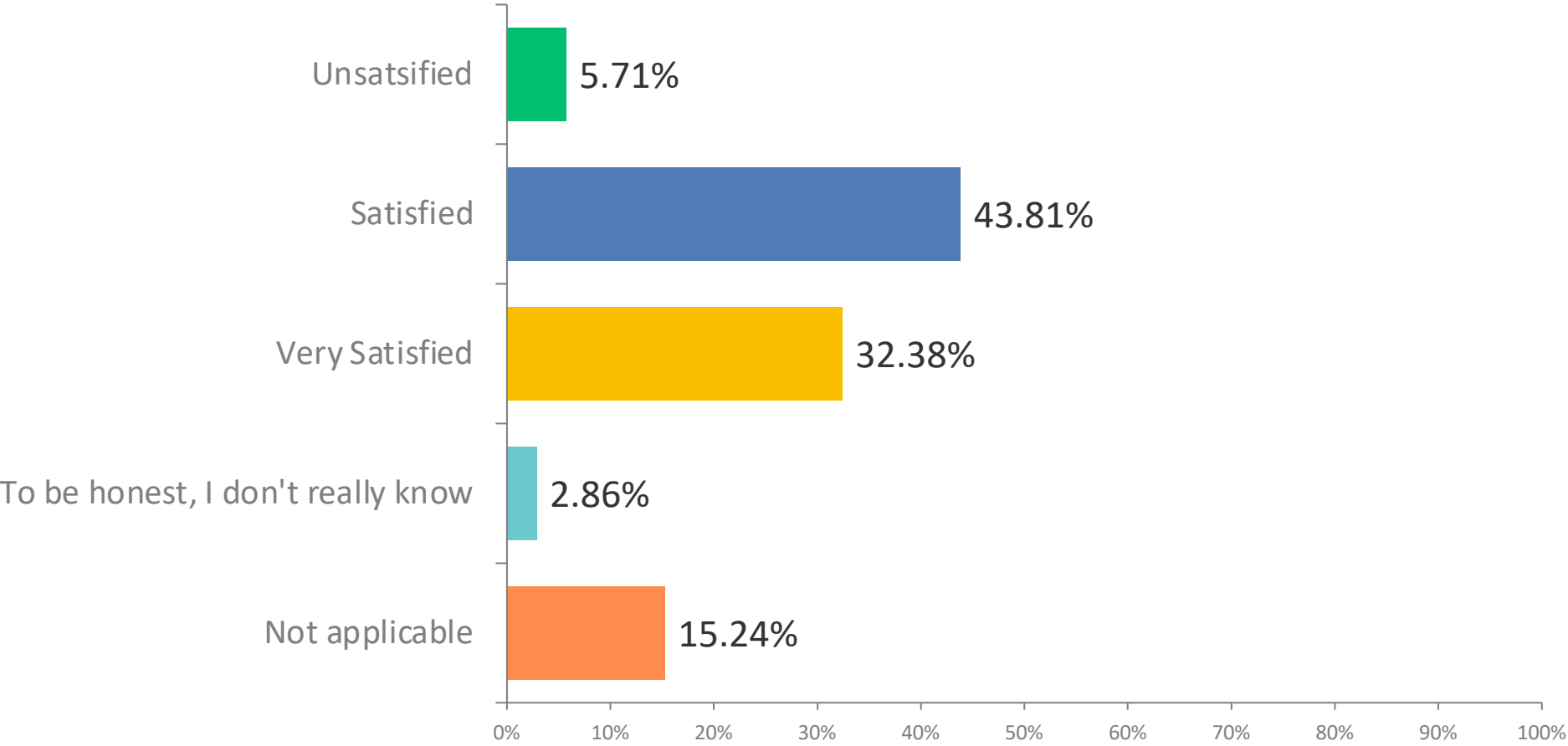
**Q27: During this academic year, does your student participate in organized afterschool athletic activities of some sort? Please select all that apply. Note that we are not referring to subject-based camps that occur during summer or vacation breaks.**

Answered: 105 Skipped: 21

ANSWER CHOICES	RESPONSES	
No, not at all, no interest	14.29%	15
No, not at all, logistics are too challenging	0.95%	1
No, not at all, too expensive	0.00%	0
Yes, through school-sponsored programs	15.24%	16
Yes, through the town's Parks & Recreation	76.19%	80
Yes, through a private organization	53.33%	56
Yes, through other methods	3.81%	4
Yes, but in an unorganized way	4.76%	5
TOTAL		177

# Q29: Generally during this academic year, how satisfied are you with your student's experiences for afterschool athletic activities?

Answered: 105 Skipped: 21



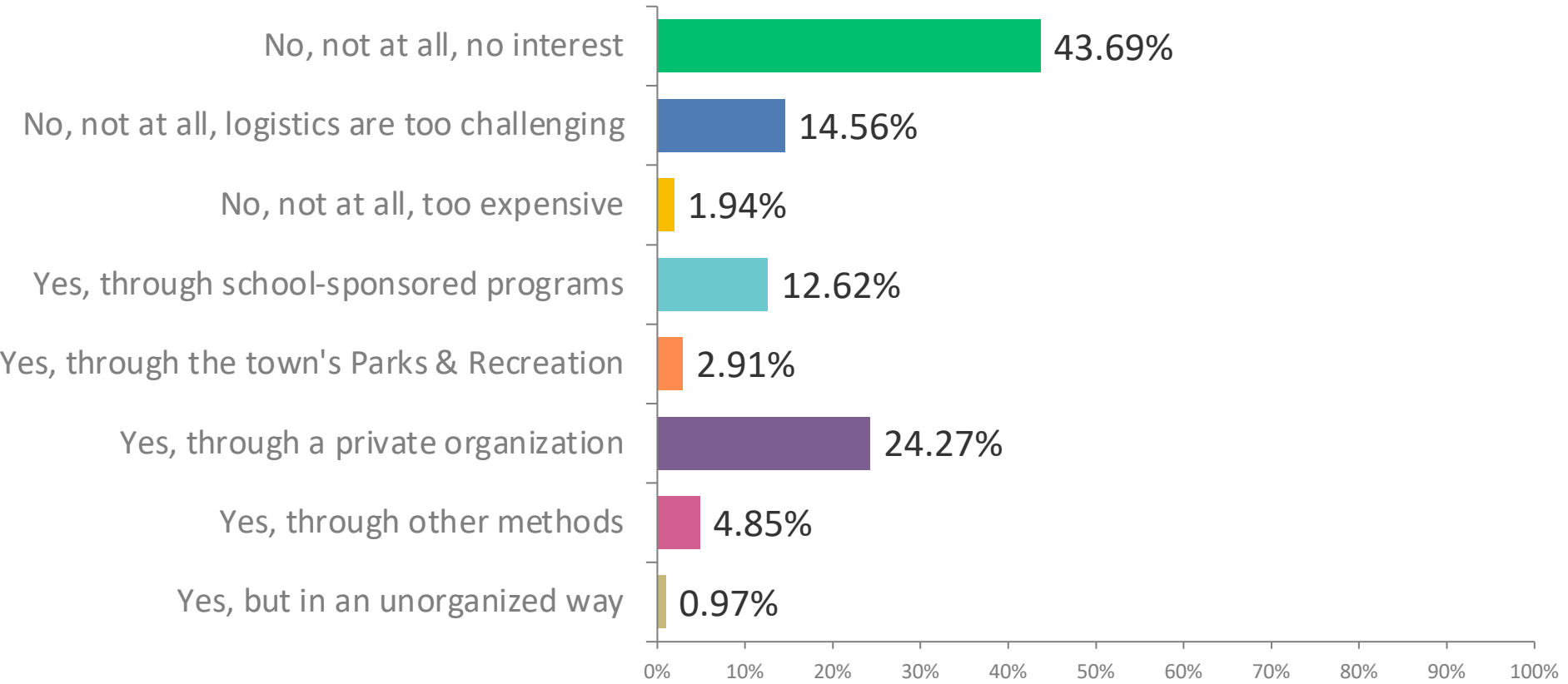
# Q29: Generally during this academic year, how satisfied are you with your student's experiences for afterschool athletic activities?

Answered: 105 Skipped: 21

ANSWER CHOICES	RESPONSES	
Unsatisfied	5.71%	6
Satisfied	43.81%	46
Very Satisfied	32.38%	34
To be honest, I don't really know	2.86%	3
Not applicable	15.24%	16
TOTAL	105	

**Q31: During this academic year, does your student participate in organized performing arts activities, such as music and plays, of some sort? Please select all that apply. Note that we are not referring to subject-based camps that occur only during summer or vacation breaks.**

Answered: 103 Skipped: 23



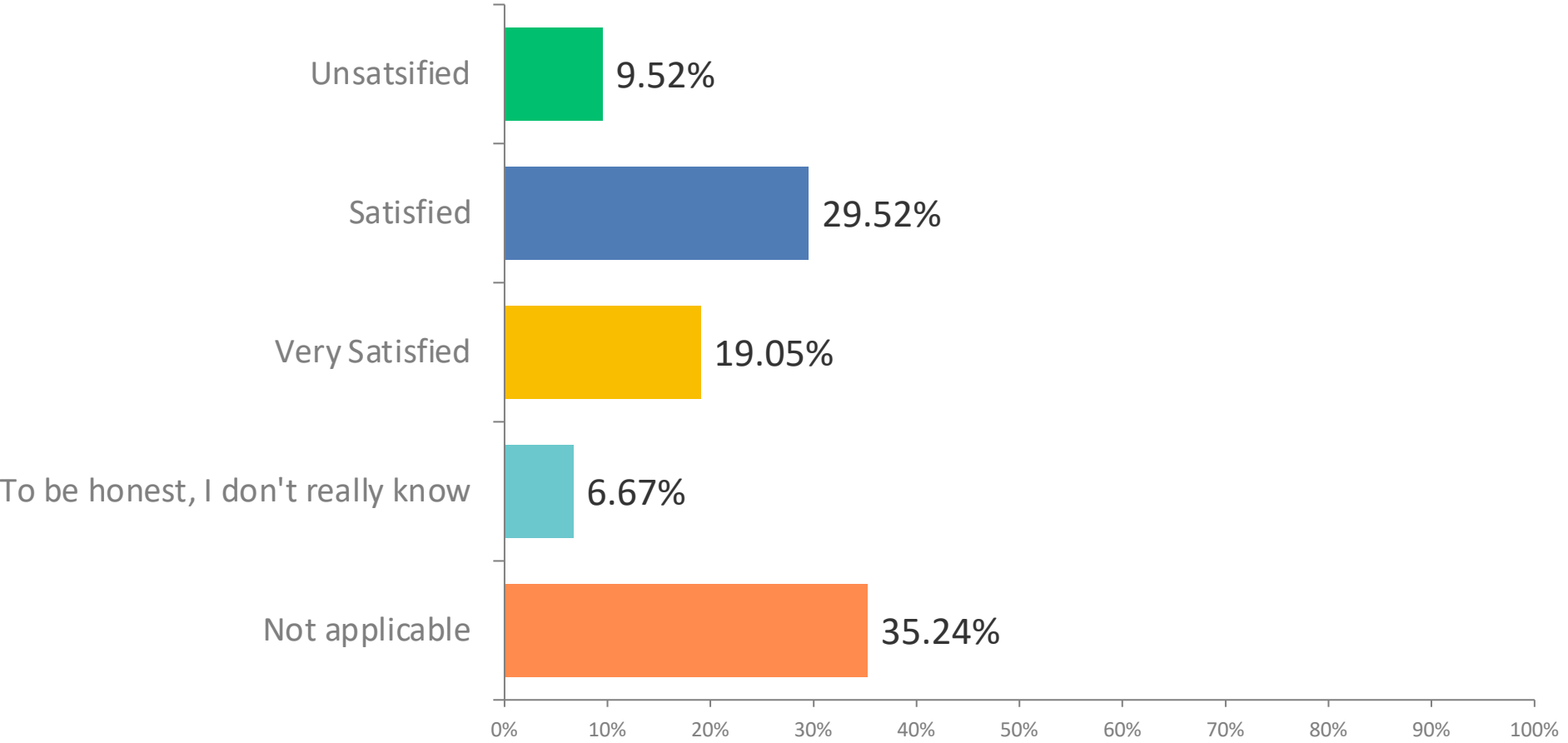
**Q31: During this academic year, does your student participate in organized performing arts activities, such as music and plays, of some sort? Please select all that apply. Note that we are not referring to subject-based camps that occur only during summer or vacation breaks.**

Answered: 103 Skipped: 23

ANSWER CHOICES	RESPONSES	
No, not at all, no interest	43.69%	45
No, not at all, logistics are too challenging	14.56%	15
No, not at all, too expensive	1.94%	2
Yes, through school-sponsored programs	12.62%	13
Yes, through the town's Parks & Recreation	2.91%	3
Yes, through a private organization	24.27%	25
Yes, through other methods	4.85%	5
Yes, but in an unorganized way	0.97%	1
TOTAL	109	

# Q33: Generally during this academic year, how satisfied are you with your student's experiences for performing arts activities?

Answered: 105 Skipped: 21



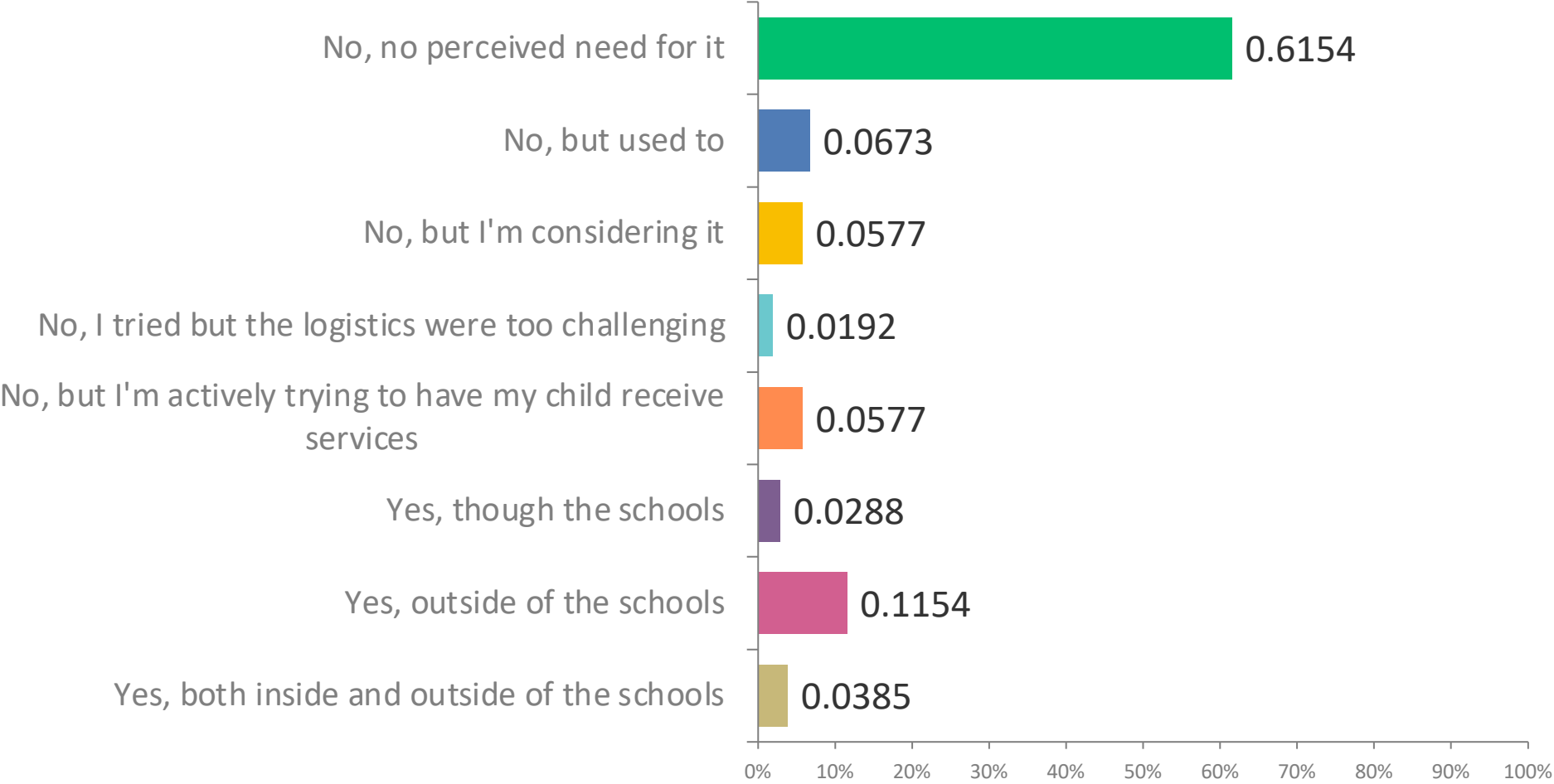
### Q33: Generally during this academic year, how satisfied are you with your student's experiences for performing arts activities?

Answered: 105 Skipped: 21

ANSWER CHOICES	RESPONSES	
Unsatisfied	9.52%	10
Satisfied	29.52%	31
Very Satisfied	19.05%	20
To be honest, I don't really know	6.67%	7
Not applicable	35.24%	37
TOTAL		105

# Q35: Does your student currently receive mental health and/or behavioral health services?

Answered: 104 Skipped: 22



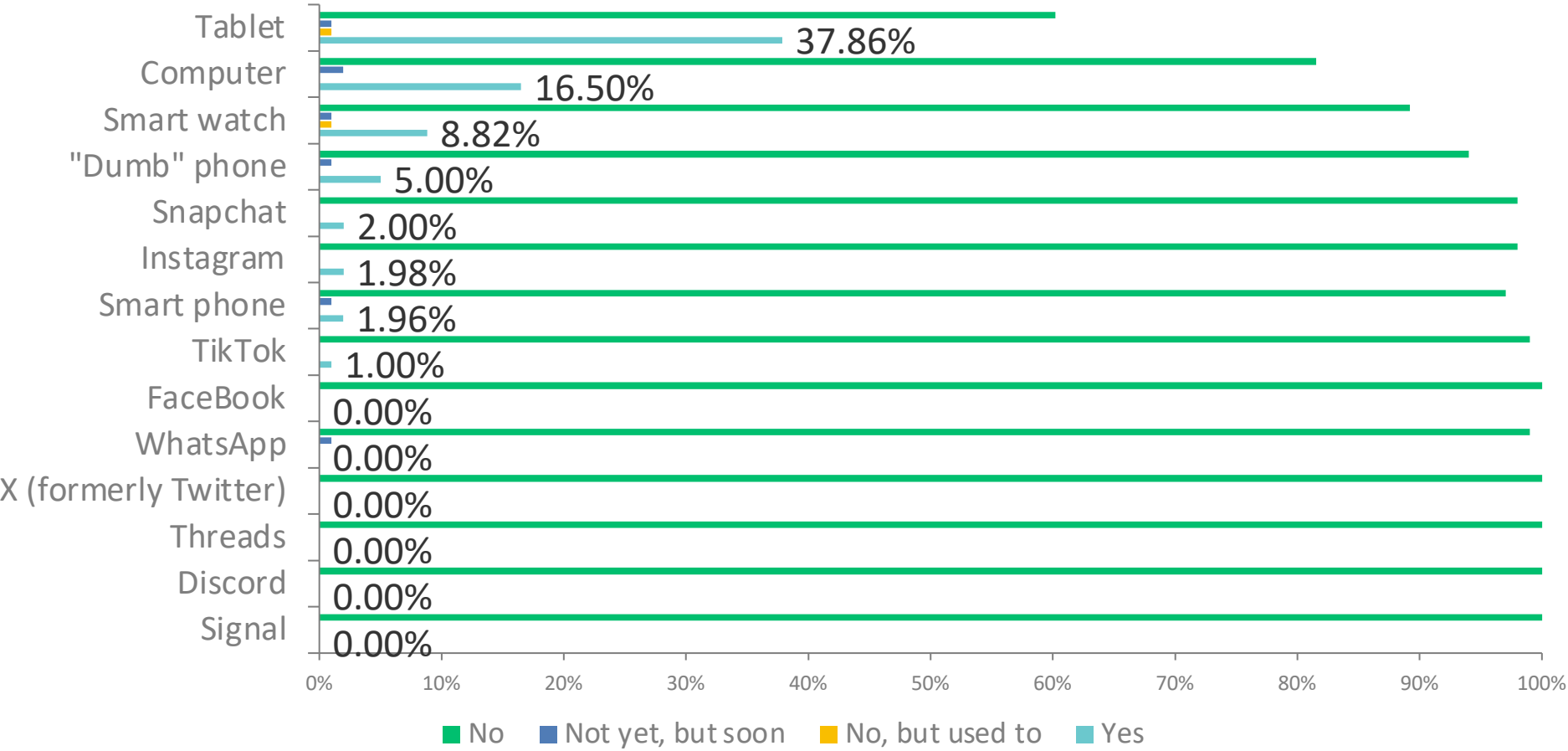
### Q35: Does your student currently receive mental health and/or behavioral health services?

Answered: 104 Skipped: 22

ANSWER CHOICES	RESPONSES	
No, no perceived need for it	61.54%	64
No, but used to	6.73%	7
No, but I'm considering it	5.77%	6
No, I tried bu the logistics were too challenging	1.92%	2
No, but I'm actively trying to have my child receive services	5.77%	6
Yes, though the schools	2.88%	3
Yes, outside of the schools	11.54%	12
Yes, both inside and outside of the schools	3.85%	4
TOTAL		104

# Q37: To your knowledge, does your student have any of the following devices or social media accounts for their own specific, individual, use?

Answered: 104 Skipped: 22



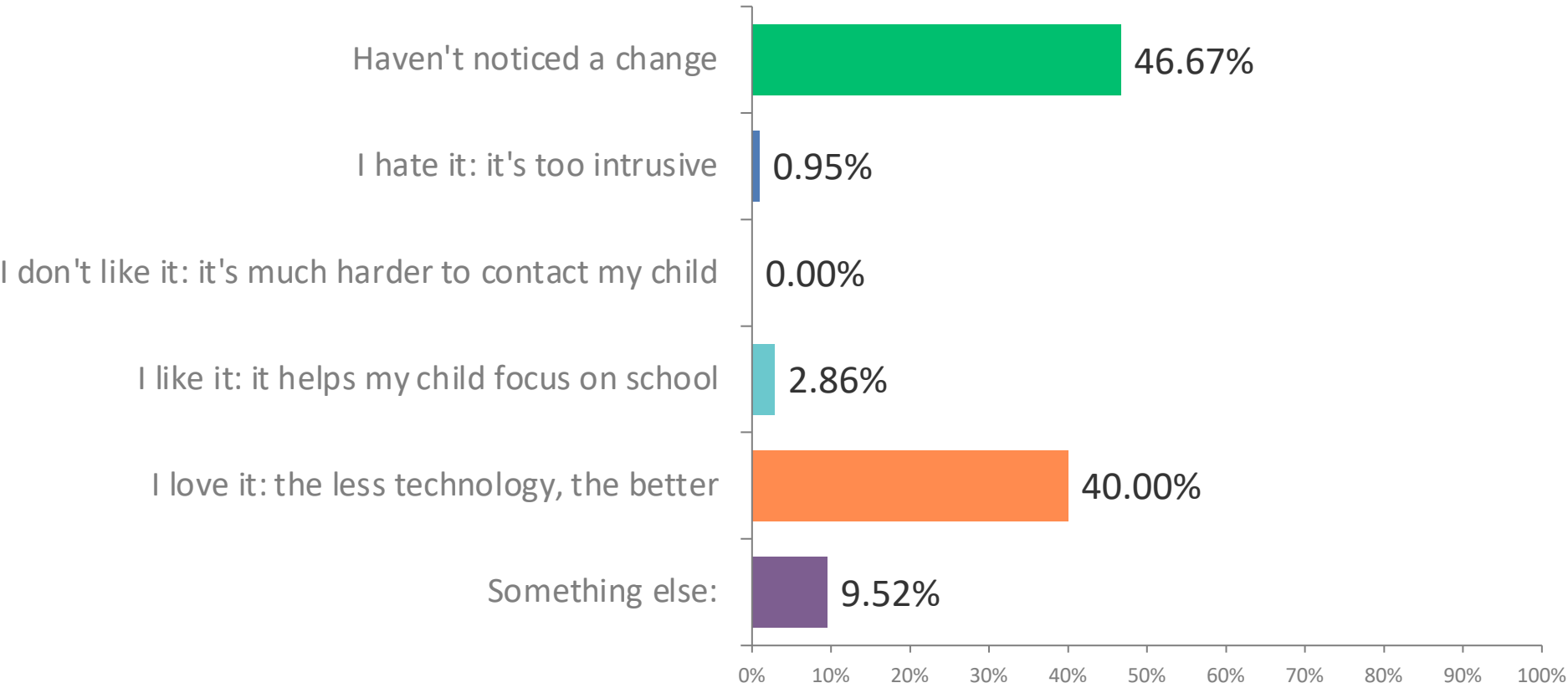
# Q37: To your knowledge, does your student have any of the following devices or social media accounts for their own specific, individual, use?

Answered: 104 Skipped: 22

	NO	NOT YET, BUT SOON	NO, BUT USED TO	YES	TOTAL
Tablet	60.19%	0.97%	0.97%	37.86%	103
Computer	81.55%	1.94%	0.00%	16.50%	103
Smart watch	89.22%	0.98%	0.98%	8.82%	102
“Dumb” phone	94.00%	1.00%	0.00%	5.00%	100
Snapchat	98.00%	0.00%	0.00%	2.00%	100
Instagram	98.02%	0.00%	0.00%	1.98%	101
Smart phone	97.06%	0.98%	0.00%	1.96%	102
TikTok	99.00%	0.00%	0.00%	1.00%	100
Discord	100.00%	0.00%	0.00%	0.00%	99
FaceBook	100.00%	0.00%	0.00%	0.00%	100
Signal	100.00%	0.00%	0.00%	0.00%	100
Threads	100.00%	0.00%	0.00%	0.00%	100
WhatsApp	99.00%	1.00%	0.00%	0.00%	100
X (formerly Twitter)	100.00%	0.00%	0.00%	0.00%	100

**Q39: In this 2025-2026 academic year, New Hampshire and Vermont laws went into effect that generally banned individual smart devices "bell to bell" within the schools. The district's policies were updated to reflect this legal change in late 2025. Have you noticed an impact of this policy and legal change on your student and family?**

Answered: 105 Skipped: 21



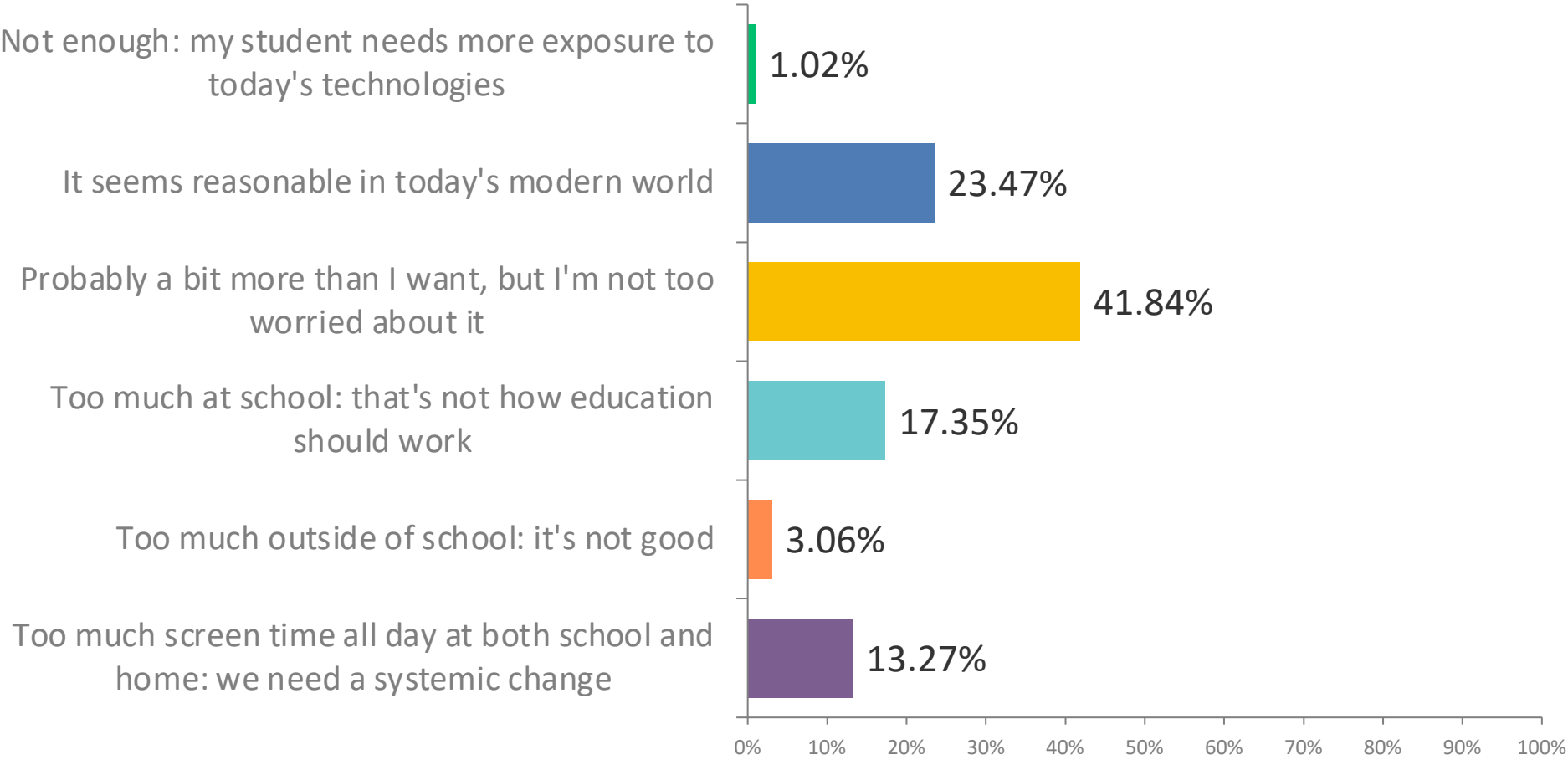
**Q39: In this 2025-2026 academic year, New Hampshire and Vermont laws went into effect that generally banned individual smart devices "bell to bell" within the schools. The district's policies were updated to reflect this legal change in late 2025. Have you noticed an impact of this policy and legal change on your student and family?**

Answered: 105 Skipped: 21

ANSWER CHOICES	RESPONSES	
Haven't noticed a change	46.67%	49
I hate it: it's too intrusive	0.95%	1
I don't like it: it's much harder to contact my child	0.00%	0
I like it: it helps my child focus on school	2.86%	3
I love it: the less technology, the better	40.00%	42
Something else:	9.52%	10
TOTAL		105

# Q41: Generally, what are your thoughts on your student's daily time in front of screens, such as computers, phones, and televisions?

Answered: 98 Skipped: 28



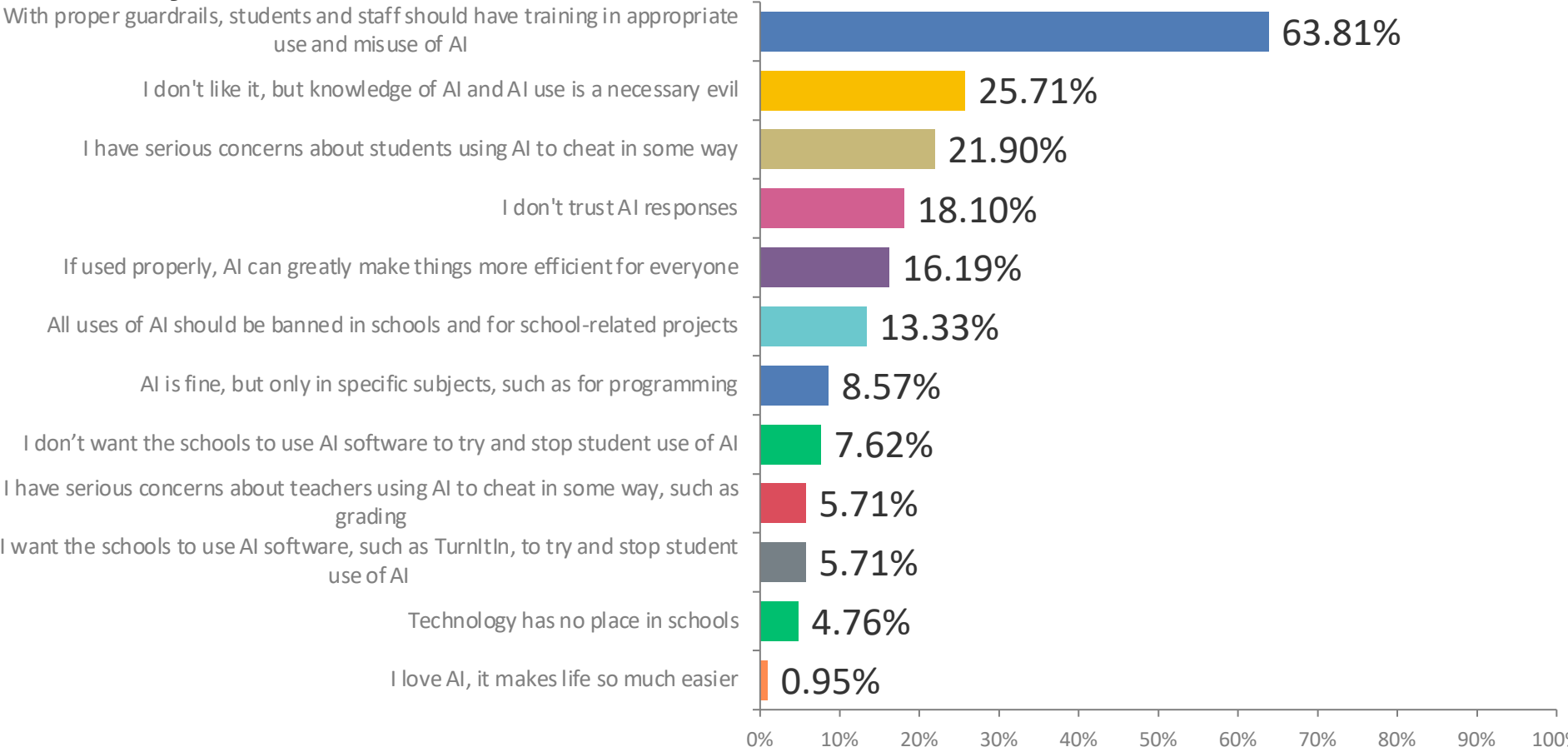
**Q41: Generally, what are your thoughts on your student's daily time in front of screens, such as computers, phones, and televisions?**

Answered: 98 Skipped: 28

ANSWER CHOICES	RESPONSES	
Not enough: my student needs more exposure to today's technologies	1.02%	1
It seems reasonable in today's modern world	23.47%	23
Probably a bit more than I want, but I'm not too worried about it	41.84%	41
Too much at school: that's not how education should work	17.35%	17
Too much outside of school: it's not good	3.06%	3
Too much screen time all day at both school and home: we need a systemic change	13.27%	13
TOTAL		98

# Q43: What are your thoughts on AI (artificial intelligence) technologies, such as ChatGPT, for use in school or for school projects? Please select up to 3 of the most important choices below for you.

Answered: 105 Skipped: 21



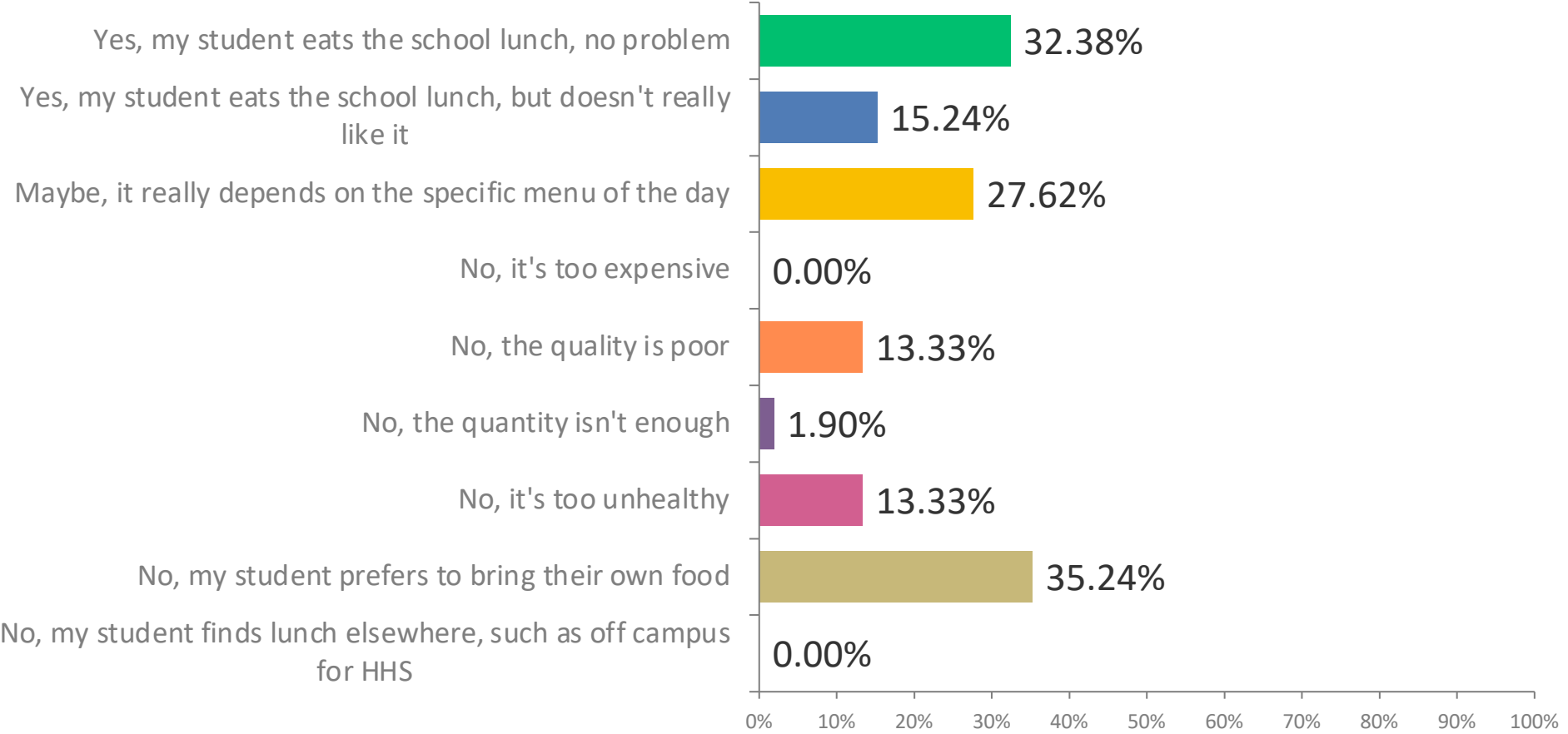
**Q43: What are your thoughts on AI (artificial intelligence) technologies, such as ChatGPT, for use in school or for school projects? Please select up to 3 of the most important choices below for you.**

Answered: 105 Skipped: 21

ANSWER CHOICES	RESPONSES	
With proper guardrails, students and staff should have training in appropriate use and misuse of AI	63.81%	67
I don't like it, but knowledge of AI and AI use is a necessary evil	25.71%	27
I have serious concerns about students using AI to cheat in some way	21.90%	23
I don't trust AI responses	18.10%	19
If used properly, AI can greatly make things more efficient for everyone	16.19%	17
All uses of AI should be banned in schools and for school-related projects	13.33%	14
AI is fine, but only in specific subjects, such as for programming	8.57%	9
I don't want the schools to use AI software to try and stop student use of AI	7.62%	8
I have serious concerns about teachers using AI to cheat in some way, such as grading	5.71%	6
I want the schools to use AI software, such as TurnItIn, to try and stop student use of AI	5.71%	6
Technology has no place in schools	4.76%	5
I love AI, it makes life so much easier	0.95%	1

# Q45: We have heard numerous comments this year about the lunch programs across each of the four schools. Please let us know how you typically handle lunch for your student. Please select all that apply.

Answered: 105 Skipped: 21



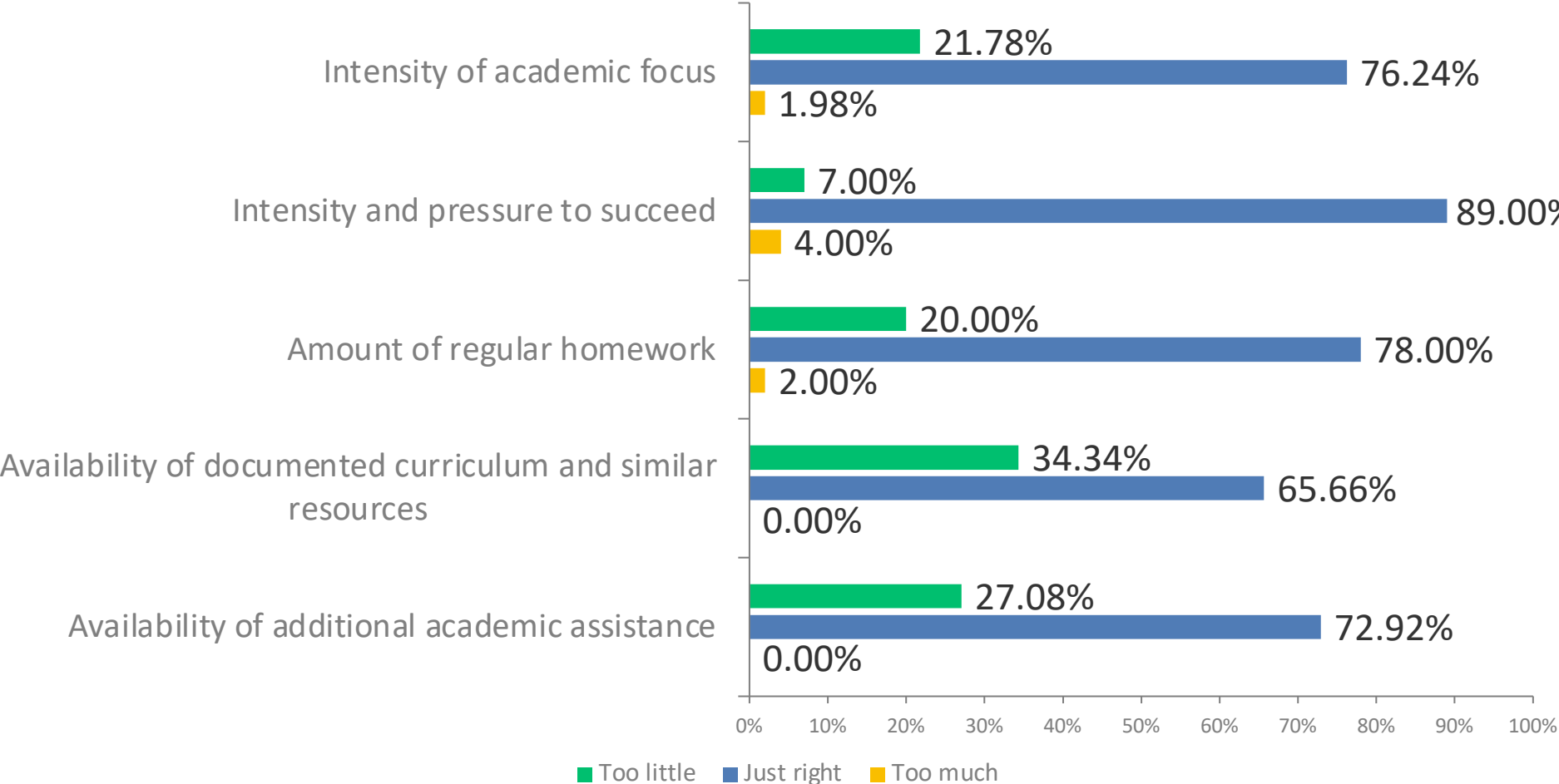
**Q45: We have heard numerous comments this year about the lunch programs across each of the four schools. Please let us know how you typically handle lunch for your student. Please select all that apply.**

Answered: 105 Skipped: 21

ANSWER CHOICES	RESPONSES	
Yes, my student eats the school lunch, no problem	32.38%	34
Yes, my student eats the school lunch, but doesn't really like it	15.24%	16
Maybe, it really depends on the specific menu of the day	27.62%	29
No, it's too expensive	0.00%	0
No, the quality is poor	13.33%	14
No, the quantity isn't enough	1.90%	2
No, it's too unhealthy	13.33%	14
No, my student prefers to bring their own food	35.24%	37
No, my student finds lunch elsewhere, such as off campus for HHS	0.00%	0
TOTAL		146

# Q47: Please assess these aspects of our schools:

Answered: 101 Skipped: 25



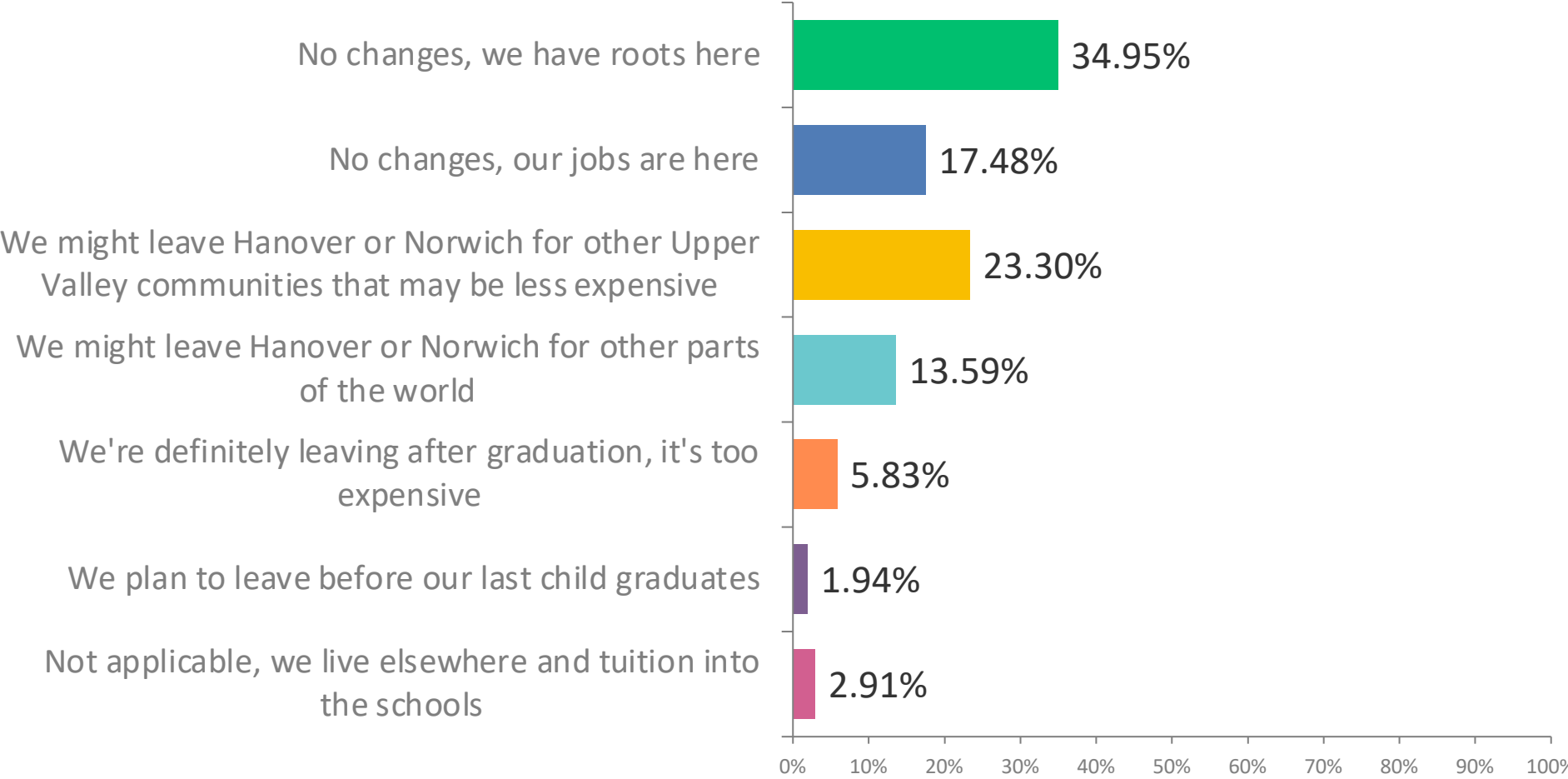
## Q47: Please assess these aspects of our schools:

Answered: 101 Skipped: 25

	TOO LITTLE	JUST RIGHT	TOO MUCH	TOTAL
Intensity of academic focus	21.78% 22	76.24% 77	1.98% 2	101
Intensity and pressure to succeed	7.00% 7	89.00% 89	4.00% 4	100
Amount of regular homework	20.00% 20	78.00% 78	2.00% 2	100
Availability of documented curriculum and similar resources	34.34% 34	65.66% 65	0.00% 0	99
Availability of additional academic assistance	27.08% 26	72.92% 70	0.00% 0	96

# Q49: When your last student graduates from high school, do you anticipate any changes for living in Hanover or Norwich?

Answered: 103 Skipped: 23



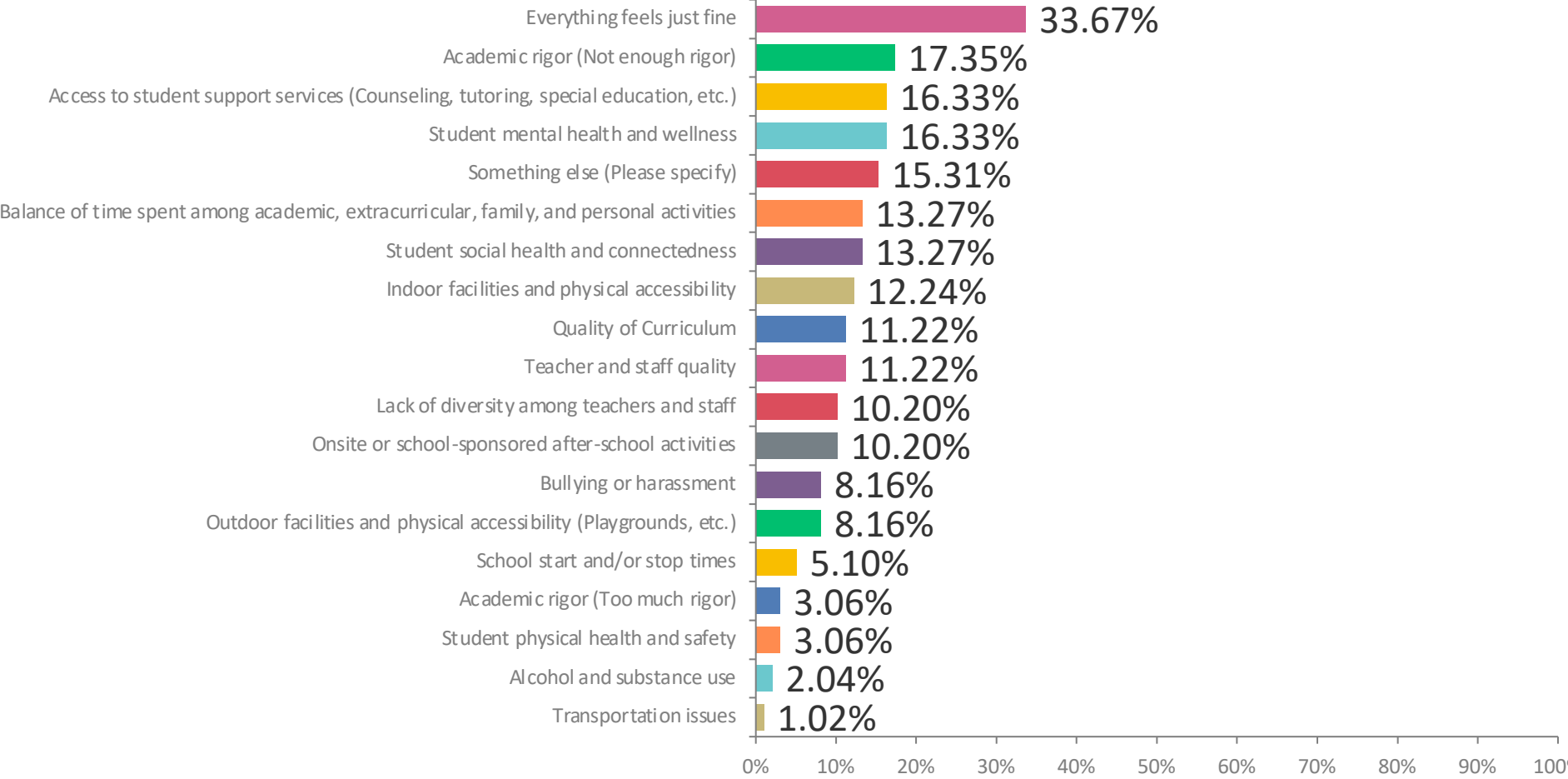
## Q49: When your last student graduates from high school, do you anticipate any changes for living in Hanover or Norwich?

Answered: 103 Skipped: 23

ANSWER CHOICES	RESPONSES	
No changes, we have roots here	34.95%	36
No changes, our jobs are here	17.48%	18
We might leave Hanover or Norwich for other Upper Valley communities that may be less expensive	23.30%	24
We might leave Hanover or Norwich for other parts of the world	13.59%	14
We're definitely leaving after graduation, it's too expensive	5.83%	6
We plan to leave before our last child graduates	1.94%	2
Not applicable, we live elsewhere and tuition into the schools	2.91%	3
TOTAL		103

# Q51: What are the biggest current challenges adversely affecting quality of life in our SAU 70 schools? Please choose up to 3 of the most important answers for you.

Answered: 98 Skipped: 28



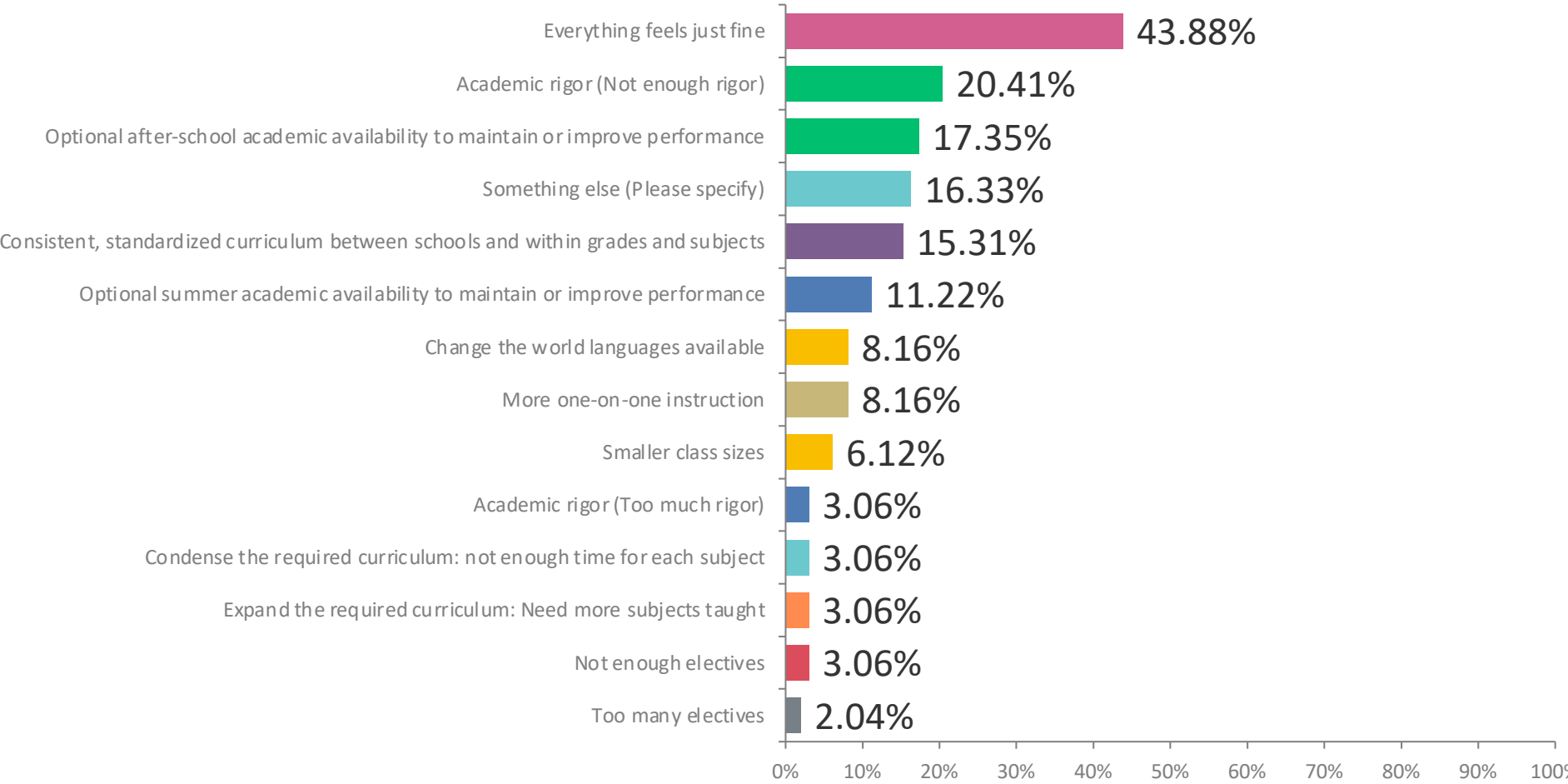
# Q51: What are the biggest current challenges adversely affecting quality of life in our SAU 70 schools? Please choose up to 3 of the most important answers for you.

Answered: 98 Skipped: 28

ANSWER CHOICES	RESPONSES	
Everything feels just fine	33.67%	33
Academic rigor (Not enough rigor)	17.35%	17
Access to student support services (Counseling, tutoring, special education, etc.)	16.33%	16
Student mental health and wellness	16.33%	16
Something else (Please specify)	15.31%	15
Balance of time spent among academic, extracurricular, family, and personal activities	13.27%	13
Student social health and connectedness	13.27%	13
Indoor facilities and physical accessibility	12.24%	12
Quality of curriculum	11.22%	11
Teacher and staff quality	11.22%	11
Lack of diversity among teachers and staff	10.20%	10
Onsite or school-sponsored after-school activities	10.20%	10
Bullying or harassment	8.16%	8
Outdoor facilities and physical accessibility (Playgrounds, etc.)	8.16%	8
School start and/or stop times	5.10%	5
Academic rigor (Too much rigor)	3.06%	3
Student physical health and safety	3.06%	3
Alcohol and substance use	2.04%	2
Transportation issues	1.02%	1

# Q53: What are the most pressing academic needs within our schools? Please choose up to 3 of the most important answers for you.

Answered: 98 Skipped: 28



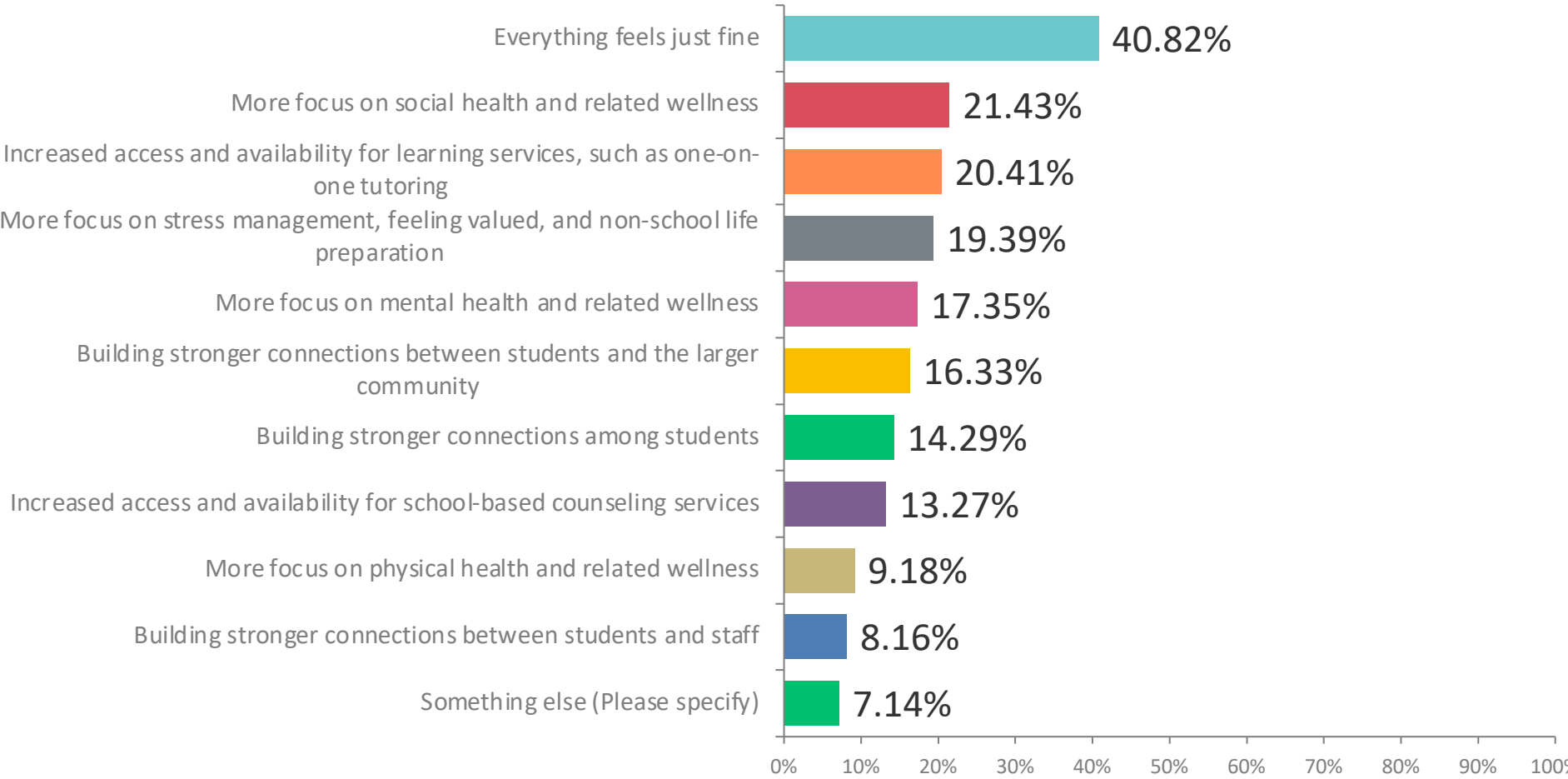
# Q53: What are the most pressing academic needs within our schools? Please choose up to 3 of the most important answers for you.

Answered: 98 Skipped: 28

ANSWER CHOICES	RESPONSES	
Everything feels just fine	43.88%	43
Academic rigor (Not enough rigor)	20.41%	20
Optional after-school academic availability to maintain or improve performance	17.35%	17
Something else (Please specify)	16.33%	16
Consistent, standardized curriculum between schools and within grades and subjects	15.31%	15
Optional summer academic availability to maintain or improve performance	11.22%	11
Change the world languages available	8.16%	8
More one-on-one instruction	8.16%	8
Smaller class sizes	6.12%	6
Academic rigor (Too much rigor)	3.06%	3
Condense the required curriculum: Not enough time for each subject	3.06%	3
Expand the required curriculum: Need more subjects taught	3.06%	3
Not enough electives	3.06%	3
Too many electives	2.04%	2

# Q55: What are the most pressing student support and service needs within our schools? Please choose up to 3 of the most important answers for you below.

Answered: 98 Skipped: 28



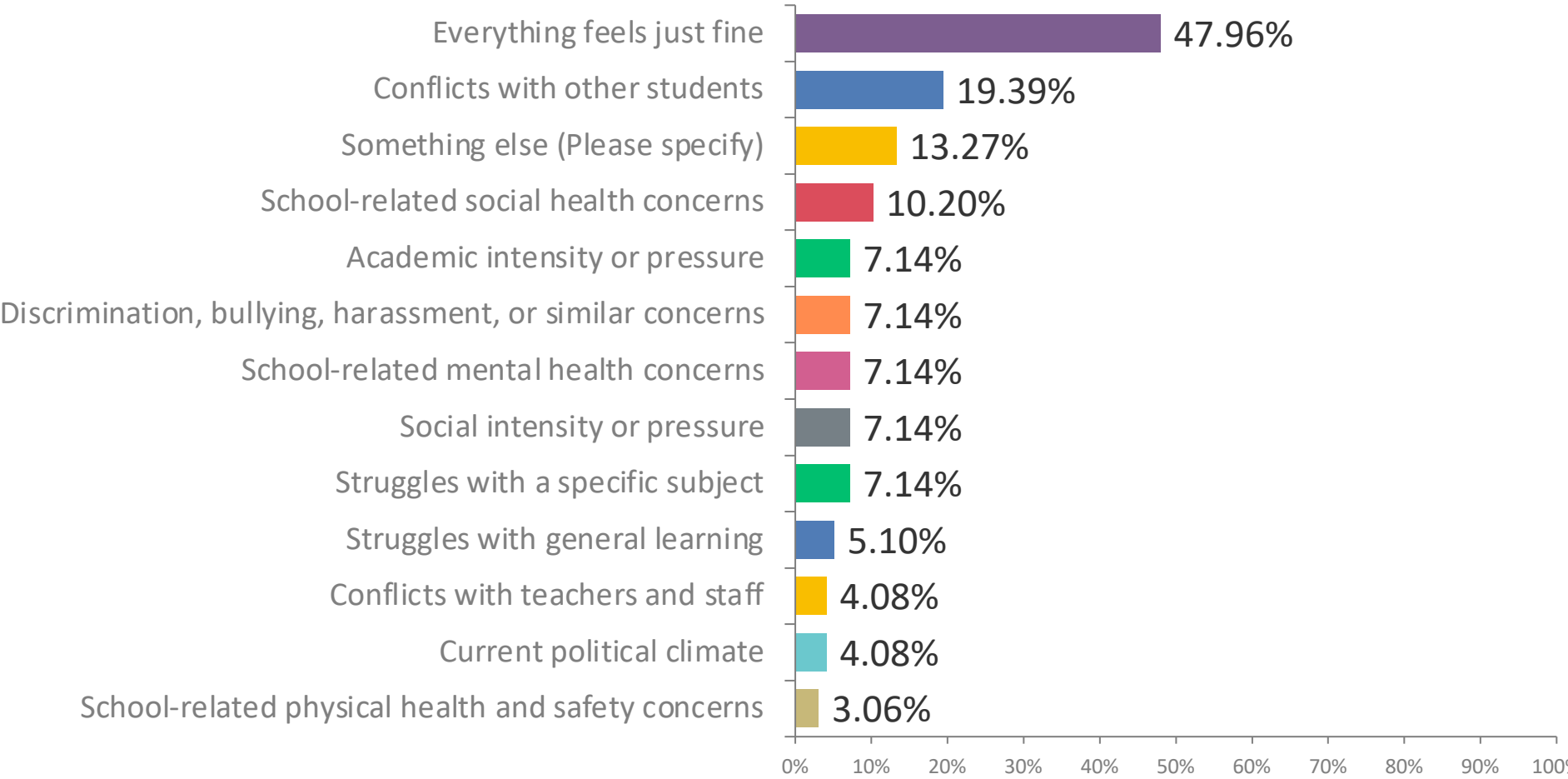
**Q55: What are the most pressing student support and service needs within our schools?  
Please choose up to 3 of the most important answers for you below.**

Answered: 98 Skipped: 28

ANSWER CHOICES	RESPONSES	
Everything feels just fine	40.82%	40
More focus on social health and related wellness	21.43%	21
Increased access and availability for learning services, such as one-on-one tutoring	20.41%	20
More focus on stress management, feeling valued, and non-school life preparation	19.39%	19
More focus on mental health and related wellness	17.35%	17
Building stronger connections between students and the larger community	16.33%	16
Building stronger connections among students	14.29%	14
Increased access and availability for school-based counseling services	13.27%	13
More focus on physical health and related wellness	9.18%	9
Building stronger connections between students and staff	8.16%	8
Something else (Please specify)	7.14%	7

# Q57: What are the most pressing concerns for your specific student during the school day? Please choose up to 3 of the most important responses to you below.

Answered: 98 Skipped: 28

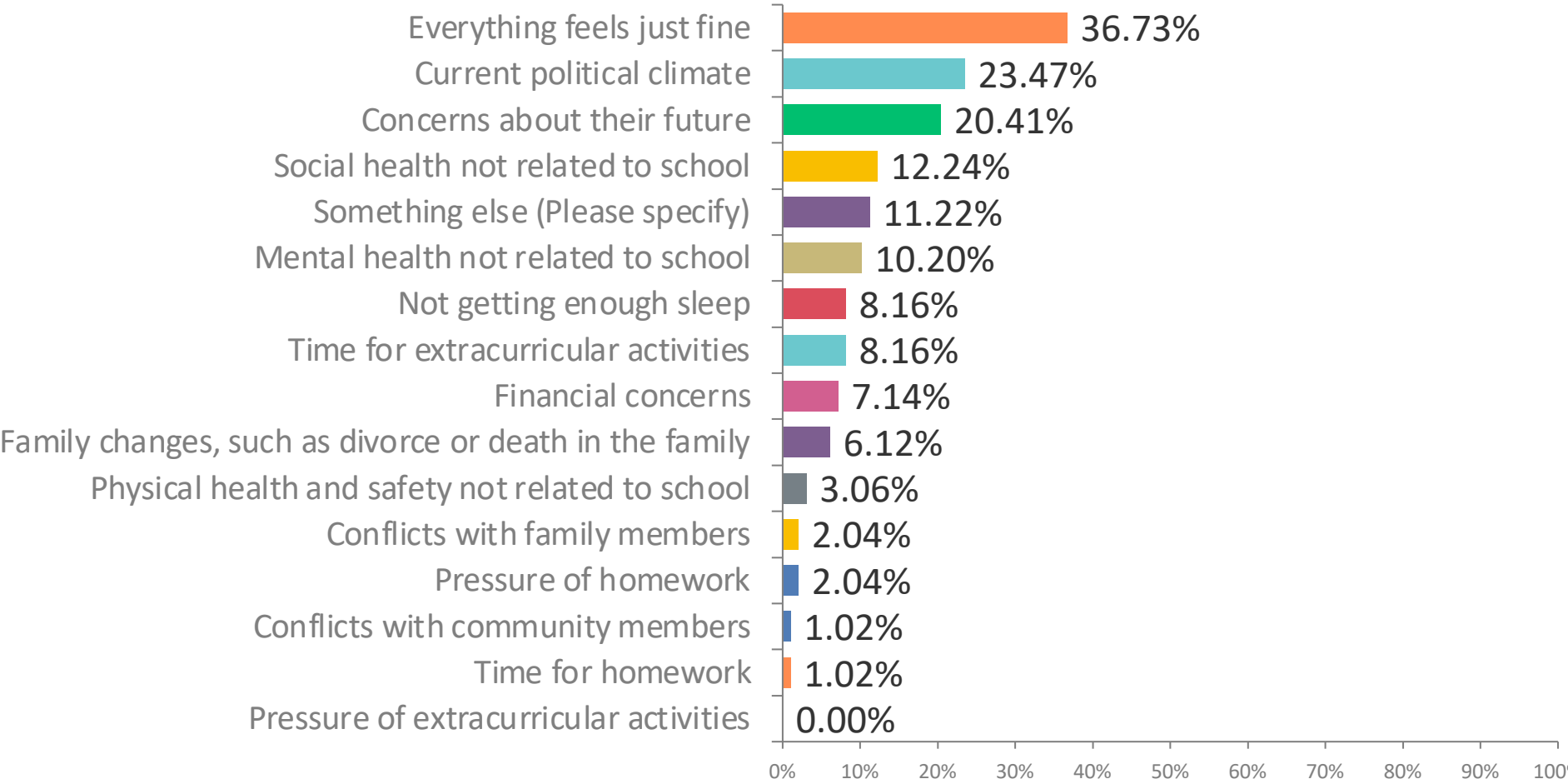


**Q57: What are the most pressing concerns for your specific student during the school day?  
Please choose up to 3 of the most important responses to you below.**

Answered: 98 Skipped: 28

ANSWER CHOICES	RESPONSES	
Everything feels just fine	47.96%	47
Conflicts with other students	19.39%	19
Something else (Please specify)	13.27%	13
School-related social health concerns	10.20%	10
Academic intensity or pressure	7.14%	7
Discrimination, bullying, harassment, or similar concerns	7.14%	7
School-related mental health concerns	7.14%	7
Social intensity or pressure	7.14%	7
Struggles with a specific subject	7.14%	7
Struggles with general learning	5.10%	5
Conflicts with teachers and staff	4.08%	4
Current political climate	4.08%	4
School-related physical health and safety concerns	3.06%	3

**Q59: What are the most pressing concerns for your specific student outside of the school day? Please choose up to 3 of the most important answers below for you.** Answered: 98 Skipped: 28



**Q59: What are the most pressing concerns for your specific student outside of the school day? Please choose up to 3 of the most important answers below for you.** Answered: 98 Skipped: 28

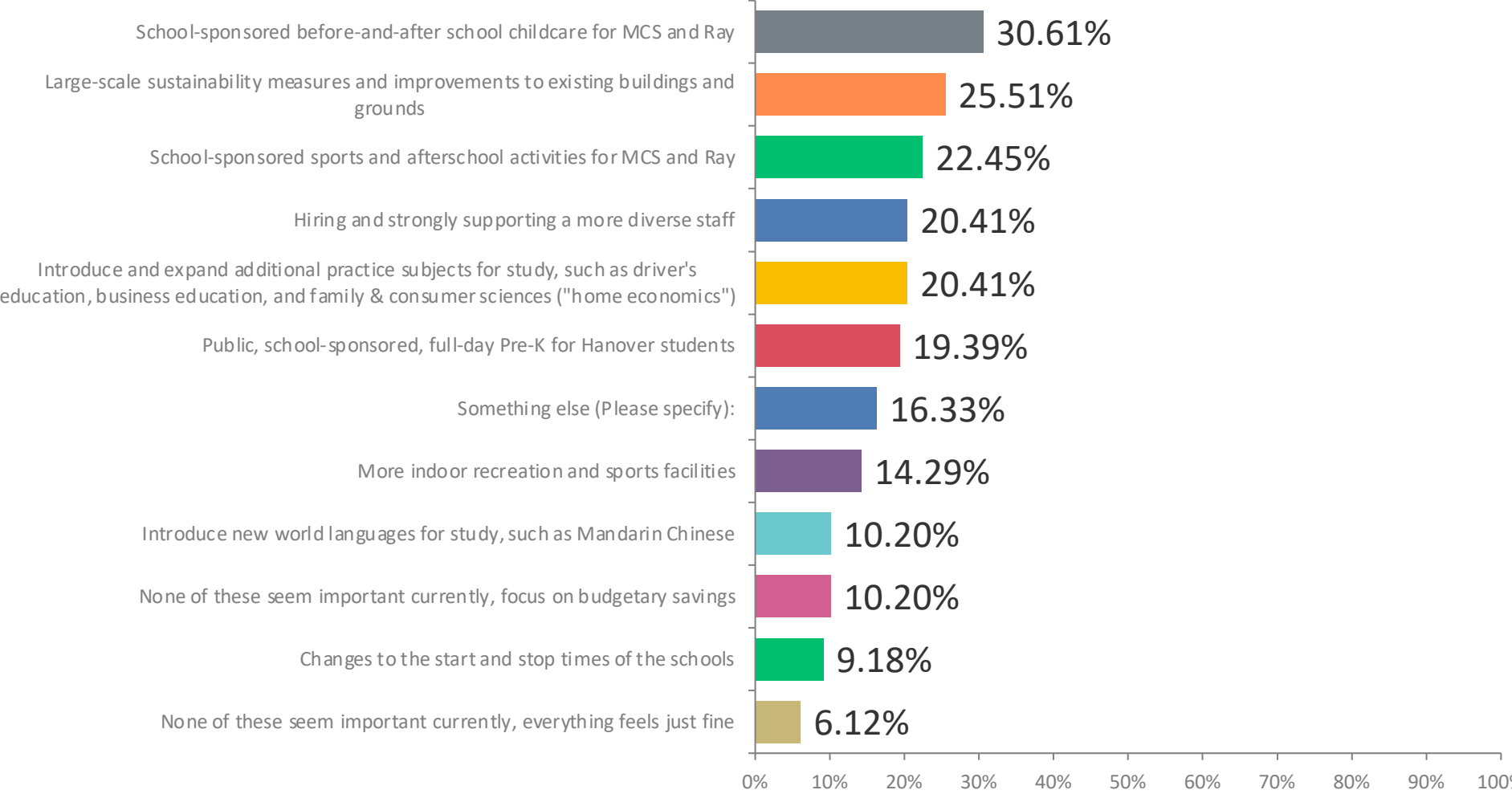
ANSWER CHOICES	RESPONSES	
Everything feels just fine	36.73%	36
Current political climate	23.47%	23
Concerns about their future	20.41%	20
Social health not related to school	12.24%	12
Something else (Please specify)	11.22%	11
Mental health not related to school	10.20%	10
Not getting enough sleep	8.16%	8
Time for extracurricular activities	8.16%	8
Financial concerns	7.14%	7
Family changes, such as divorce or death in the family	6.12%	6
Physical health and safety not related to school	3.06%	3
Conflicts with family members	2.04%	2
Pressure of homework	2.04%	2
Conflicts with community members	1.02%	1
Time for homework	1.02%	1
Pressure of extracurricular activities	0.00%	0

**Q61: In recent years, the schools have undertaken several large-scale initiatives, such as introducing Pre-K at MCS, afterschool athletics at Richmond, district-wide Strategic Planning and Climate Action Plans, a new septic system and playground at MCS, new and renovated track and baseball fields for HHS, curriculum program adoptions at MCS and Ray, and ongoing curriculum documentation and standardization. Within the next 5 years, which new large-scale initiatives are the most important for you? Please choose up to 3 of the most important answers for you below.**

Answered: 98 Skipped: 28

Answers on following slides

# Q61: 5-Year Initiatives



## Q61: 5-Year Initiatives

ANSWER CHOICES	RESPONSES	
School-sponsored before-and-after school childcare for MCS and Ray	30.61%	30
Large-scale sustainability measures and improvements to existing buildings and grounds	25.51%	25
School-sponsored sports and afterschool activities for MCS and Ray	22.45%	22
Hiring and strongly supporting a more diverse staff	20.41%	20
Introduce and expand additional practice subjects for study, such as driver's education, business education, and family & consumer sciences ("home economics")	20.41%	20
Public, school-sponsored, full-day Pre-K for Hanover students	19.39%	19
Something else (Please specify):	16.33%	16
More indoor recreation and sports facilities	14.29%	14
Introduce new world languages for study, such as Mandarin Chinese	10.20%	10
None of these seem important currently, focus on budgetary savings	10.20%	10
Changes to the start and stop times of the schools	9.18%	9
None of these seem important currently, everything feels just fine	6.12%	6