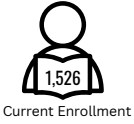


# NORMAL WEST HIGH SCHOOL


"It's a great day to be a Wildcat!"



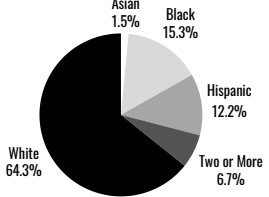
## Mission Statement:

"Engage in Learning, Accomplish Goals, Build Relationships, and Develop Citizenship."  
For more information about the data showing in this infographic, click [HERE](#).

## SCHOOL IMPROVEMENT PLAN



Teaching & Learning — College Career Readiness — Social Emotional Learning



## DEMOGRAPHICS

## POST SECONDARY TRENDS from 2018 to Current



10% of seniors going into the military or work force



Average of 46% of Seniors attending 4-year university



Increase of 8% in seniors attending a trade school

## MATH PASS RATE

Consistent strategies (phone policy, common mistake anchor charts, and organizational binders) in all math classes will help increase pass rate.



## ACT PROFICIENCY SCORES (out of 100):

### ENGLISH

100%

### MATH

66.7%

### SCIENCE

73.7%

# KATTITUDE

## RESPECTFUL

Students who are on time all the time.

**49%**



## RESPONSIBLE

Students with no referrals.

**88%**



## INVESTED IN LEARNING

### TIER 1 STRATEGIES

- Google Classroom Organization
- First 5 Routines
- Learning Zone Strategies
- Academic Planner Usage

## COLLABORATIVE

### 5 ESSENTIALS

Peer Relationships  
46% → 52%

Student to Teacher Trust  
40% → 43%

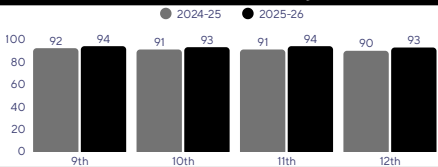
School Safety  
37% → 37%



## ATTENDANCE

Overall attendance increased from 90.84% during the 2024 - 2025 school year to 93.22% so far this year.

## CONSISTENT ATTENDANCE % by Grade Level



\*\*Consistent attendance means being present for at least 90% of school days\*\*