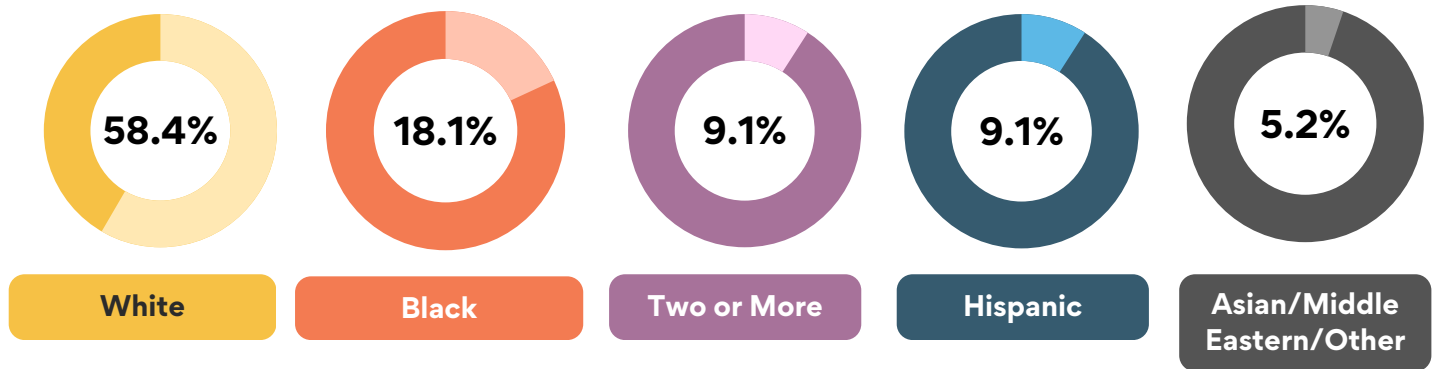


KINGSLEY JUNIOR HIGH

Community - Growth - Innovation

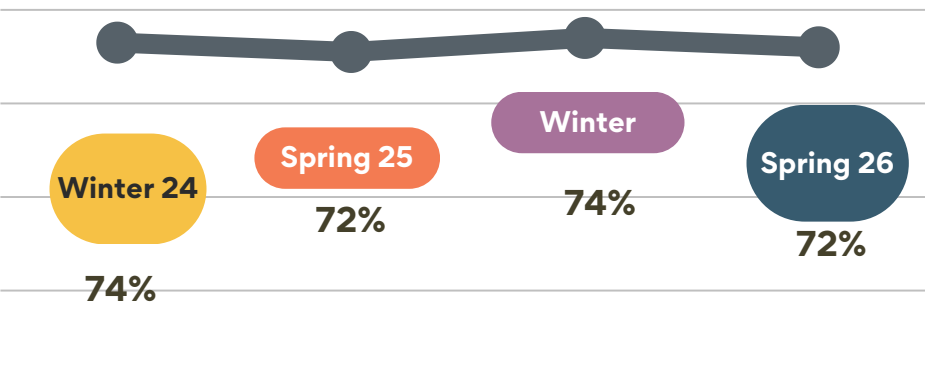
School Demographics



695 Current Enrollment
36.4 Low Income Percentage

90% Attendance
2025-2026

Literacy Goal



The SIP literacy goal for the 25-26 school year is to improve the percentage of students who qualify for free lunches that are meeting or exceeding the STAR literacy benchmark to 80%, an increase of 7.9%.

84%

KJHS STUDENTS AT OR ABOVE BENCHMARK IN STAR READING - WINTER BENCHMARK

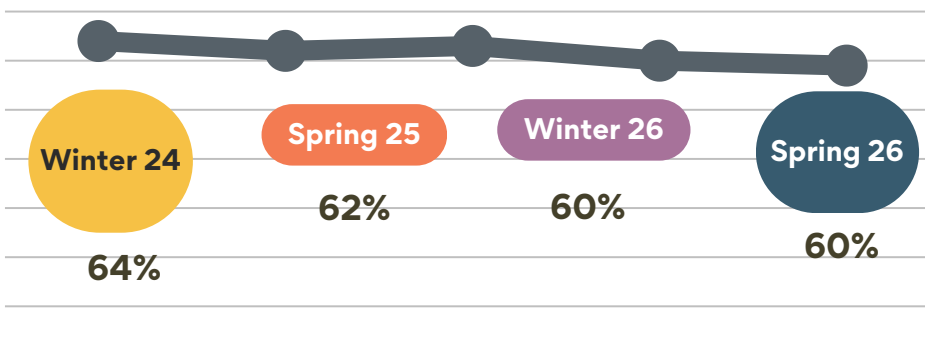


82%

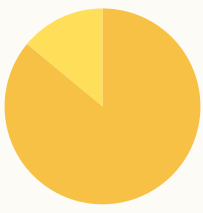
KJHS STUDENTS AT OR ABOVE BENCHMARK FOR STAR MATH - WINTER BENCHMARK



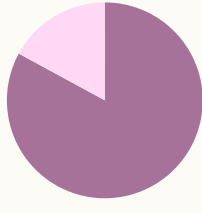
Math Goal



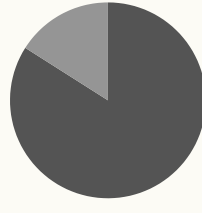
The SIP math goal for the 25-26 school year is to improve the percentage of students who qualify for free lunches that are meeting or exceeding the STAR math benchmark to 70%, an increase of 8.1%.



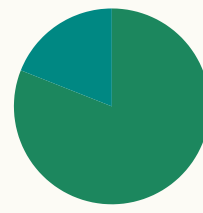
79%
6th grade



80%
7th grade



85%
8th grade

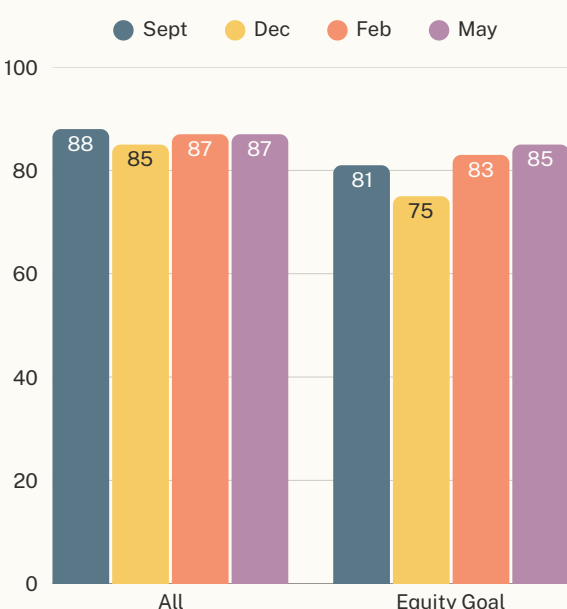


82%
KJHS

ALL: Percentage At/Above the Benchmark for Math

Equity Goal for KJHS

The SIP equity goal for the 25-26 school year is to improve the attendance rate of students who qualify for free lunches to 80%, an increase of 5.6%..



2025-26 EQUITY GROWTH PLAN

- Relationship Building**
Consistent check-ins, advisory connections, and adult champions who know every student by name and need
- Safety at KJHS**
Essential for ensuring student safety, preventing incidents, and promoting a positive learning environment.
- Attendance Committee**
Review of data, barriers, and targeted supports for students who need it most.ps
- Tiered Attendance Supports**
Personalized outreach, collaborative problem-solving with families, and intervention plans when attendance dips