

Colene Hoose Elementary

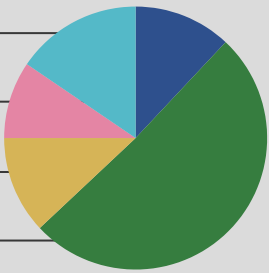
Mission Statement

WE ARE HOOSE!

COMMUNITY, OUR PRIDE; LEARNING, OUR PURPOSE; INTEGRITY, OUR PLEDGE.

School Demographics

- Black 12%
- White 51%
- Two or More 12%
- Hispanic 10%
- Asian 16%



Current Enrollment

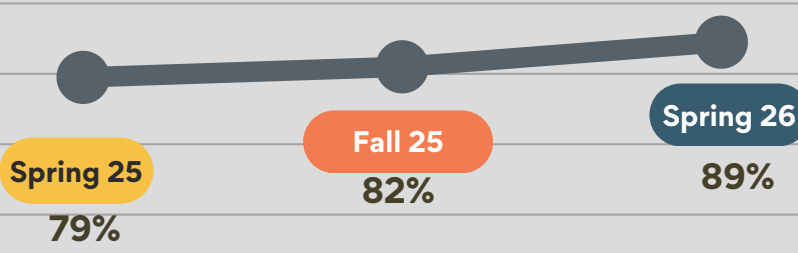
460

Attendance Rate

93%



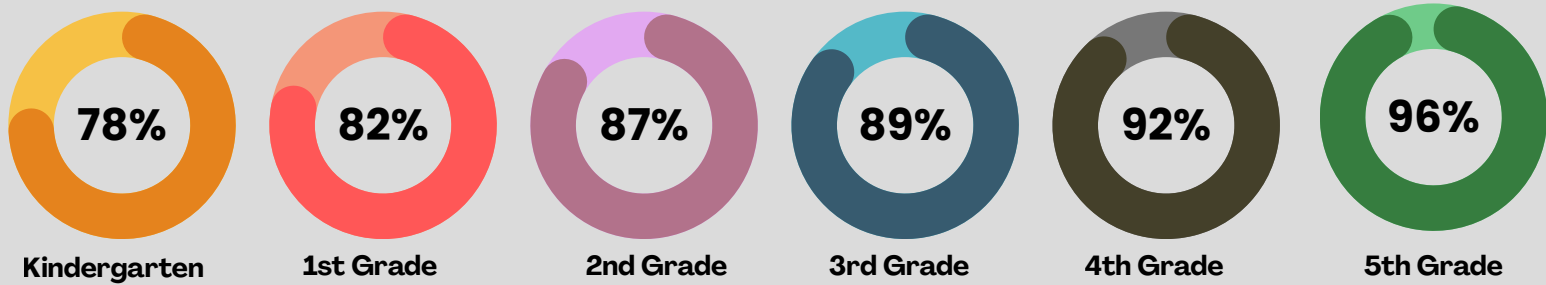
School Improvement Math Goal



During the 2025–2026 school year, Hoose will increase the percentage of students meeting or exceeding grade-level expectations on STAR math assessment by 5%



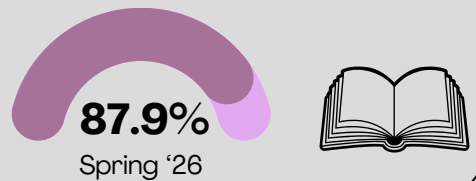
Spring 2026 Percentage at/above Benchmark for Math



Fountas & Pinnell at/above benchmark





At/above Writing Benchmark



School Improvement Equity Goal

During the 2025–2026 school year, Hoose will reduce the risk ratio for Black or African American students that receive referrals for physical aggression from 3.7 to 2.0 from the beginning of the 25-26 school year, through our spring data review in May 2026.



Risk Ratio

Measures how much more or less likely Black or African American students receive referrals compared to other student groups.

Programs at Colene Hoose

Specialized Services Level 2 (SS2)

Students with cognitive delays and/or autism spectrum disorder requiring significant curricular modification, functional supports, severe communication needs and functional support.

Student Support Program (SSP)

Students with significant challenging behavior that impedes learning with internalizing or externalizing behaviors. Students require daily teaching and ongoing reinforcement to develop expected behaviors.