Grade 1 Mathematics

Student At-Home Activity Packet

This At-Home Activity Packet includes 16 sets of practice problems that align to important math concepts your student has worked with so far this year.

We recommend that your student completes one page of practice problems each day.

Encourage your student to do the best they can with this content—the most important thing is that they continue developing their mathematical fluency and skills.

See the Grade 1 Math concepts covered in this packet!

© 2020 Curriculum Associates, LLC. All rights reserved.

Grade 1 Math concepts covered in this packet

Concept	Practice	Fluency and Skills Practice	
Using Strategies to Add	1	Counting On to Add	3
	2	Using Doubles and Near Doubles	5
	3	Adding in Any Order with Near Doubles	7
	4	Making a Ten to Add	9
Using Strategies to Subtract	5	Understanding of Missing Addends	11
	6	Counting On to Subtract	12
	7	Making a Ten to Subtract	14
Understanding Addition and Subtraction	8	Number Partners for 10	16
	9	Adding and Subtracting in Word Problems	18
	10	Subtracting to Compare in Word Problems	20
	11	Understanding of True and False Equations	22
Understanding Place Value	12	Understanding of Teen Numbers	23
Adding and Subtracting within 20	13	Finding Totals Greater Than 10	25
	14	Adding Three Numbers	26
	15	Finding the Unknown Number	28
	16	Solving Word Problems to 20	30

© 2020 Curriculum Associates, LLC. All rights reserved.

Counting On to Add

Name _____

Count on to add.

Example

5 6 , 7

5 + 2 = 7

1

7 _____

7 + 1 = _____

2

8 _____ , _____

8 + 2 = _____

© 2020 Curriculum Associates, LLC. All rights reserved.

Name _____

3

7

_____ , _____

7 + 2 = _____

4



6

_____ , _____ , _____

6 + 3 = _____

Discuss It

Did you always start at 1 when you counted? Explain.

© 2020 Curriculum Associates, LLC. All rights reserved.

 Name _____

Use what you know about doubles to solve.

Example

1 black sticker. 1 white sticker.
How many stickers in all?

1 + 1 = 2

2 stickers



1 1 black sticker. 2 white stickers.
How many stickers in all?

1 + 2 = _____

_____ stickers

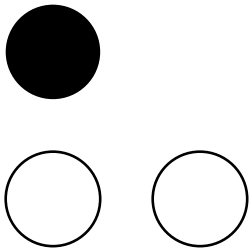

2 3 white stickers. 3 black stickers.
How many stickers in all?

3 + 3 = _____

_____ stickers

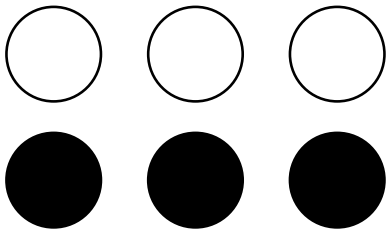

© 2020 Curriculum Associates, LLC. All rights reserved.

Name _____

3 4 black stickers. 4 white stickers.
How many stickers in all?

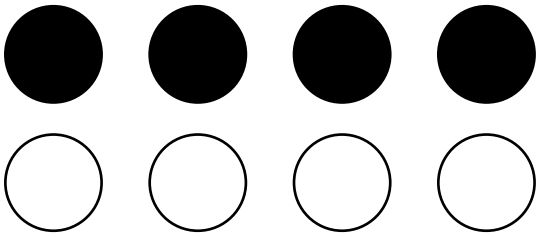

4 + 4 = _____

_____ stickers

4 4 black squares.
5 white squares.
How many squares in all?



4 + 5 = _____

_____ squares

Discuss It

How is 3 + 3 like 3 + 4? How is it different?

© 2020 Curriculum Associates, LLC. All rights reserved.

Adding in Any Order with Near Doubles

Name _____

Use the blocks. Complete the addition equations.

Example

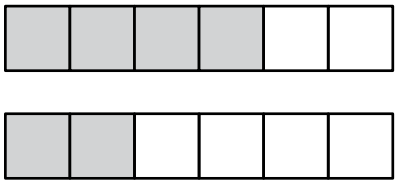

4 + 2 = 6

2 + 4 = 6

1

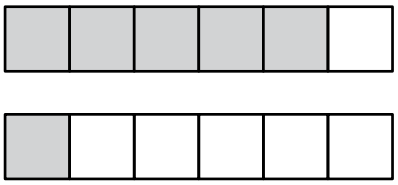

5 + _____ = 6

1 + _____ = 6

2

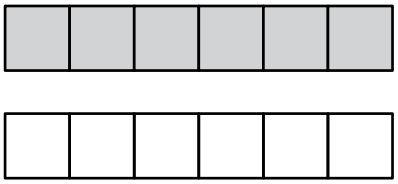

6 + _____ = 6

0 + _____ = 6

3

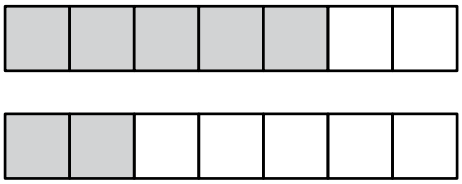

5 + _____ = 7

2 + _____ = 7

4

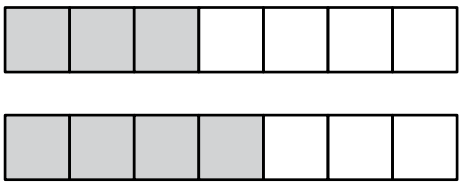

3 + _____ = 7

4 + _____ = 7

© 2020 Curriculum Associates, LLC. All rights reserved.

Adding in Any Order with Near Doubles *continued*

Name _____

5

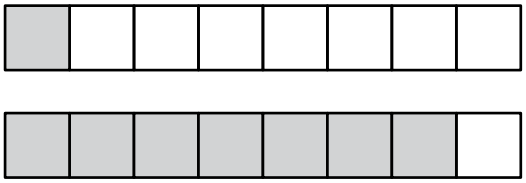

1 + ____ = 8

7 + ____ = 8

6

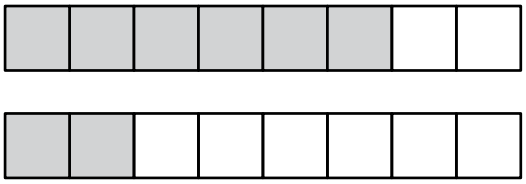

6 + ____ = 8

2 + ____ = 8

7

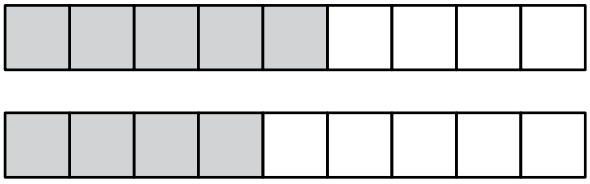

5 + ____ = 9

4 + ____ = 9

8

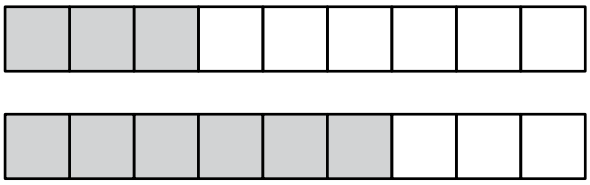

3 + ____ = 9

6 + ____ = 9

© 2020 Curriculum Associates, LLC. All rights reserved.

Making a Ten to Add

Name _____

Fill in the number bonds to make a ten.

1 Find 9 + 3.

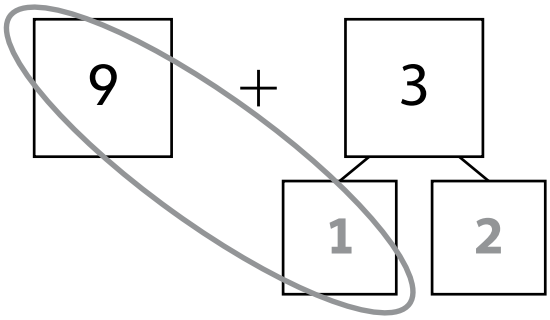

10 + 2 = ____

9 + 3 = ____

2 Find 9 + 5.

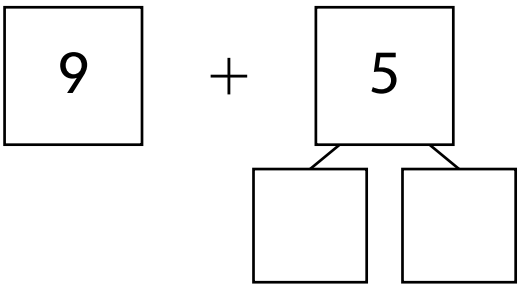

10 + 4 = ____

9 + 5 = ____

3 Find 8 + 4.

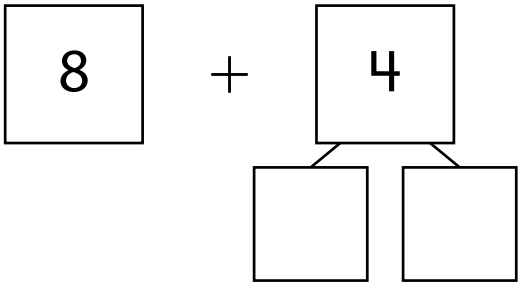

10 + 2 = ____

8 + 4 = ____

4 Find 8 + 6.

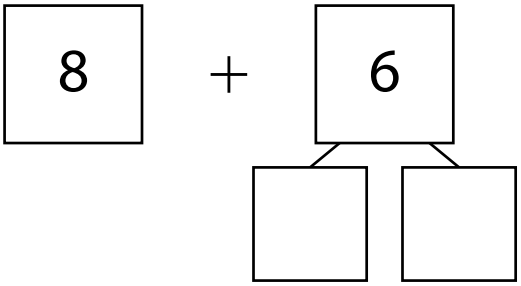

10 + 4 = ____

8 + 6 = ____

© 2020 Curriculum Associates, LLC. All rights reserved.

Name _____

5 Find 7 + 5.

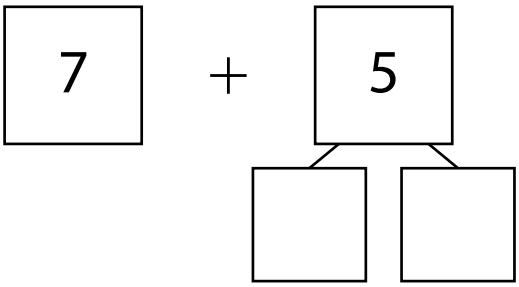

10 + 2 = ____

7 + 5 = ____

6 Find 7 + 6.

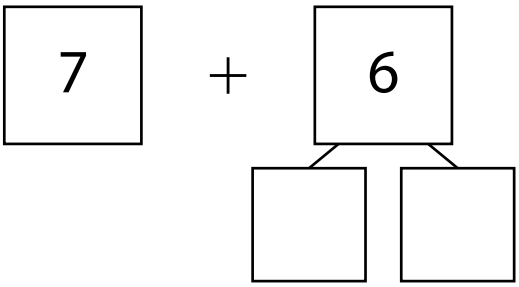

10 + 3 = ____

7 + 6 = ____

7 Find 7 + 4.

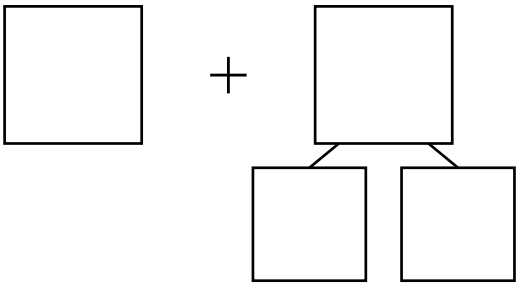

10 + 1 = ____

7 + 4 = ____

Discuss It

How does making a ten help you add two numbers?

© 2020 Curriculum Associates, LLC. All rights reserved.

Understanding of Missing Addends

Name _____

Use addition to help you subtract.

1 Find 6 − 5.

5 + 1 = 6

6 − 5 = ____

2 Find 7 − 6.

6 + ____ = 7

7 − 6 = ____

3 Find 5 − 2.

2 + ____ = 5

5 − 2 = ____

4 Find 6 − 4.

4 + ____ = 6

6 − 4 = ____

5 Find 8 − 4.

4 + ____ = 8

8 − 4 = ____

6 Find 9 − 7.

7 + ____ = 9

9 − 7 = ____

7 Write an addition equation that helps you find 6 − 3. Then complete the subtraction equation.

____ + ____ = ____

6 − 3 = ____

Discuss It

How can an addition equation help you solve a subtraction equation?

© 2020 Curriculum Associates, LLC. All rights reserved.

Counting On to Subtract

Name _____

Example

Find 5 − 3.

Start at 3. Count on to 5.

1	2	3	4	5	6	7	8	9	10

3 + __2__ = 5 5 − 3 = __2__

1 Find 6 − 4.

1	2	3	4	5	6	7	8	9	10

4 + _____ = 6 6 − 4 = _____

2 Find 7 − 3.

1	2	3	4	5	6	7	8	9	10

3 + _____ = 7 7 − 3 = _____

3 Find 8 − 6.

1	2	3	4	5	6	7	8	9	10

6 + _____ = 8 8 − 6 = _____

© 2020 Curriculum Associates, LLC. All rights reserved.

Name _____

4 Find 9 − 8.

1	2	3	4	5	6	7	8	9	10

8 + _____ = 9 9 − 8 = _____

5 Find 6 − 5.

1	2	3	4	5	6	7	8	9	10

5 + _____ = 6 6 − 5 = _____

6 Find 9 − 4.

1	2	3	4	5	6	7	8	9	10

4 + _____ = 9 9 − 4 = _____

7 Find 8 − 2.

1	2	3	4	5	6	7	8	9	10

2 + _____ = 8 8 − 2 = _____

Discuss It

How is solving 6 − 4 the same as solving 9 − 4? How is it different?

© 2020 Curriculum Associates, LLC. All rights reserved.

Making a Ten to Subtract

Name _____

1 Find 15 − 7.

15 − 5 = 10

10 − 2 = 8

15 − 7 = _____

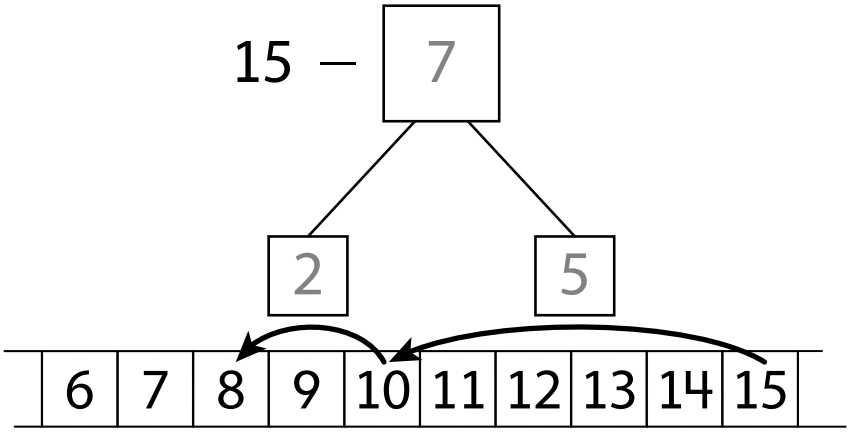

2 Find 13 − 6.

13 − _____ = 10

10 − 3 = _____

13 − 6 = _____

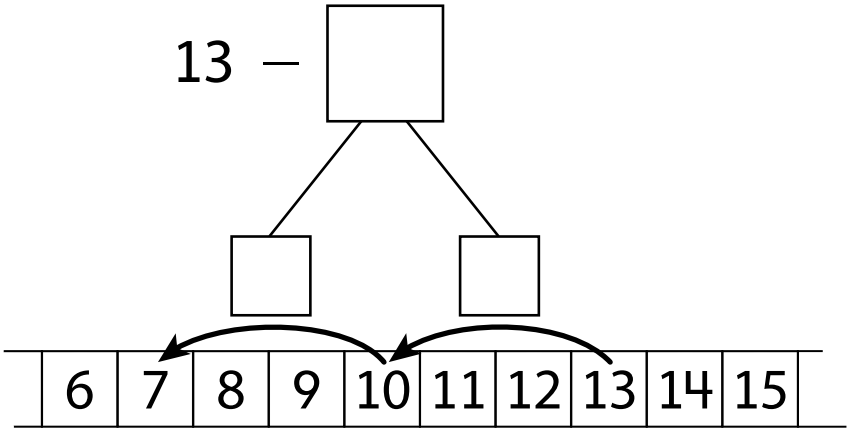

3 Find 15 − 9.

15 − _____ = 10

10 − 4 = _____

15 − 9 = _____

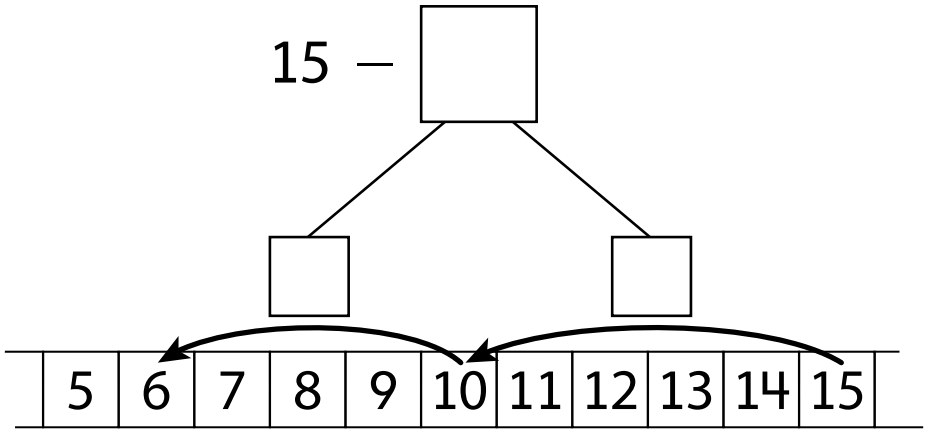

© 2020 Curriculum Associates, LLC. All rights reserved.

Name _____

4 Find 12 − 7.

12 − _____ = 10

10 − 5 = _____

12 − 7 = _____

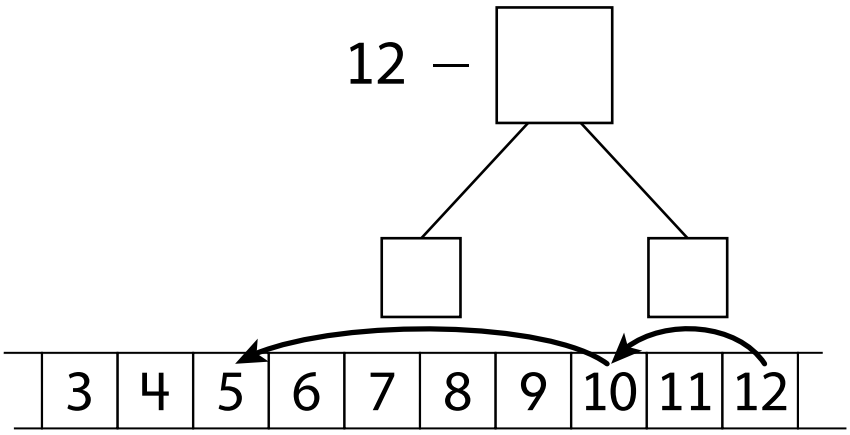

5 Find 11 − 7.

11 − _____ = 10

10 − 6 = _____

11 − 7 = _____

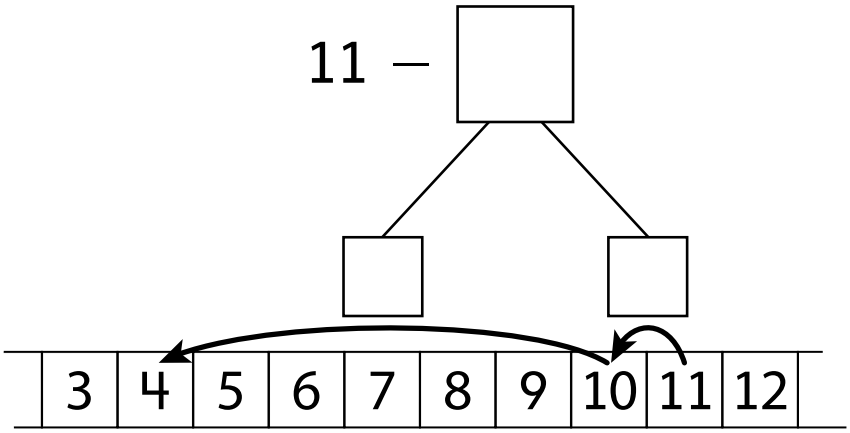

6 Find 16 − 9.

16 − _____ = 10

10 − 3 = _____

16 − 9 = _____

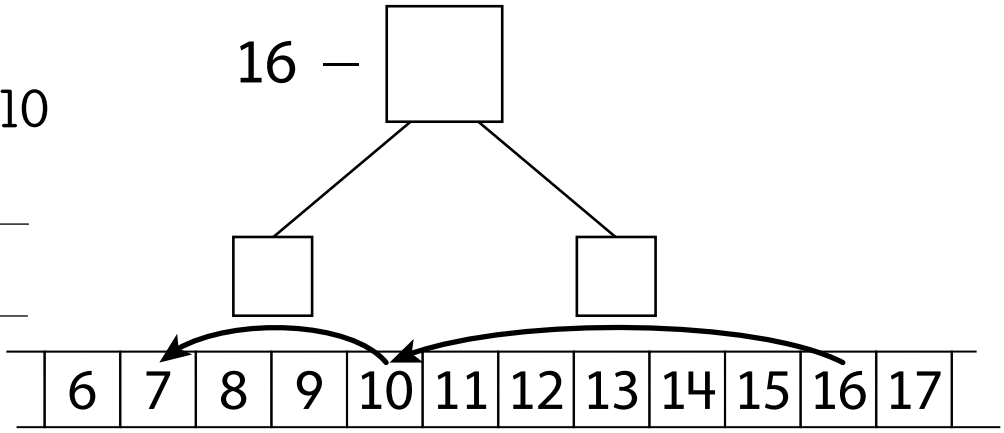

© 2020 Curriculum Associates, LLC. All rights reserved.

Number Partners for 10

Name _____

Draw counters to make 10. Then complete the equation.

10 = 9 + 1



10 = 1 + _____

10 = 8 + _____



10 = 2 + _____



© 2020 Curriculum Associates, LLC. All rights reserved.

Number Partners for 10 *continued*

Name _____

$10 = 6 + ____$

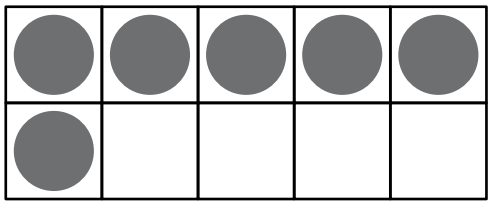

$10 = 4 + ____$

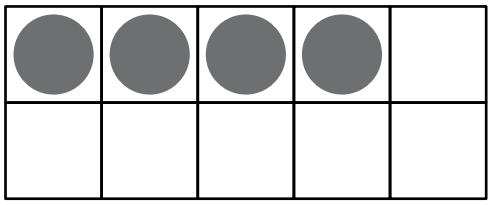

$10 = 5 + ____$

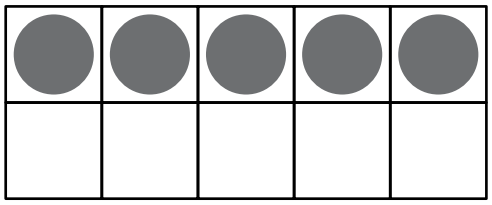

© 2020 Curriculum Associates, LLC. All rights reserved.

Name _____

Solve each problem.

1 Marai sees 8 dogs at the park.

Some dogs go home.

Now Marai sees 5 dogs.

How many dogs go home?

1	2	3	4	5	6	7	8	9	10

5 + _____ = 8 8 − _____ = 5

_____ dogs go home.

2 Ben has 7 hats. 1 hat is red.

The rest are blue.

How many hats are blue?

1	2	3	4	5	6	7	8	9	10

7 = 1 + _____ 7 − _____ = 1

_____ hats are blue.

© 2020 Curriculum Associates, LLC. All rights reserved.

Name _____

3 Asia has 7 books. She buys more books.

Now Asia has 9 books.

How many books does she buy?

1	2	3	4	5	6	7	8	9	10

7 + _____ = 9 9 − _____ = 7

Asia buys _____ books.

4 Jake has 8 games. He gives some away.

Now he has 3 games.

How many games does Jake give away?

1	2	3	4	5	6	7	8	9	10

3 + _____ = 8 8 − _____ = 3

Jake gives _____ games away.

© 2020 Curriculum Associates, LLC. All rights reserved.

Subtracting to Compare in Word Problems

Name _____

Solve the subtraction problems.

1 There are 6 triangles. There are 4 circles.
How many more triangles are there?

6 − 4 = _____

_____ more triangles

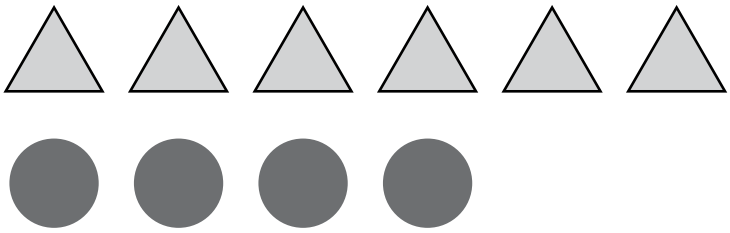

2 There are 5 squares. There are 2 circles.
How many more squares are there?

5 − 2 = _____

_____ more squares

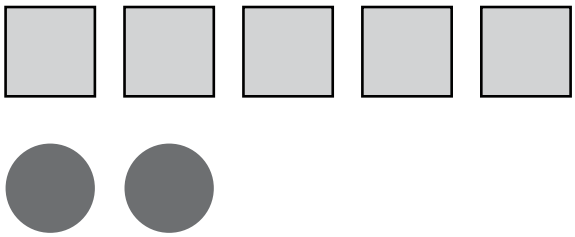

3 There are 7 triangles. There are 6 squares.
How many more triangles are there?

7 − 6 = _____

_____ more triangle

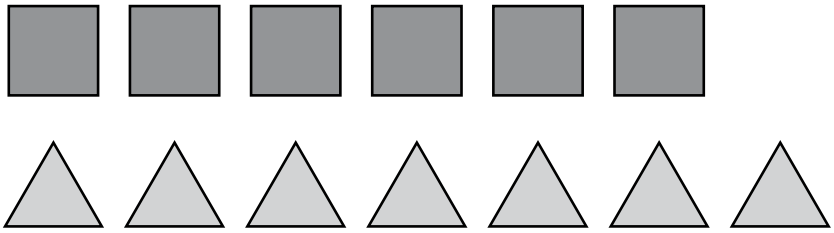

© 2020 Curriculum Associates, LLC. All rights reserved.

Name _____

4 There are 8 triangles and 5 circles.
How many fewer circles than triangles are there?

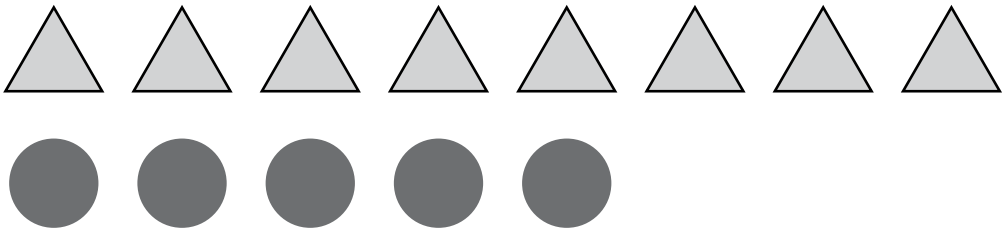

8 − 5 = _____

_____ fewer triangles

5 There are 2 squares and 7 triangles.
How many fewer squares than triangles are there?

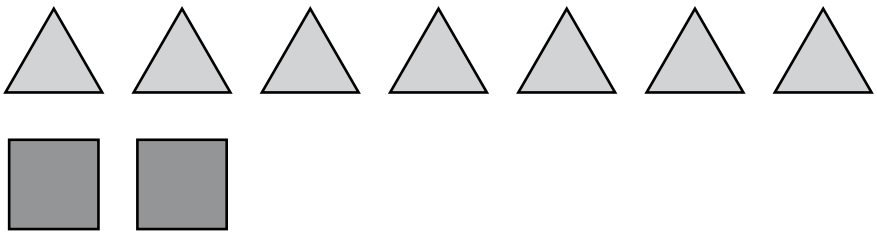

7 − 2 = _____

_____ fewer squares

© 2020 Curriculum Associates, LLC. All rights reserved.

Understanding of True and False Equations

Name _____

Choose a number from the box to complete the equation.

Example

0	1	2

2 + 0 = 1 + 1

1

0	1	2

2 + 1 = 1 + ____

2

1	2	3

3 + 2 = ____ + 3

3

1	2	3

3 + 2 = 4 + ____

4

0	1	2

6 + 0 = 5 + ____

5

4	5	6

3 + 3 = ____ + 0

6

2	3	4

4 + 3 = 5 + ____

7

0	1	2

6 + 1 = 7 + ____

8

1	2	3

4 + 4 = 5 + ____

9

0	1	2

1 + 8 = 7 + ____

© 2020 Curriculum Associates, LLC. All rights reserved.

Understanding of Teen Numbers

Name _____

Draw lines to match the numbers.



11



17

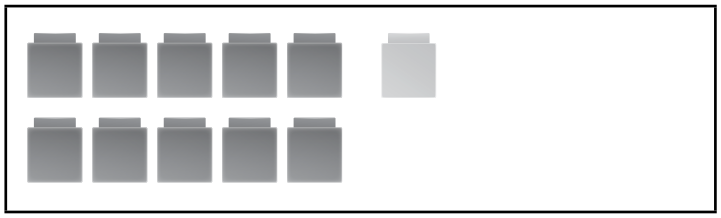

15

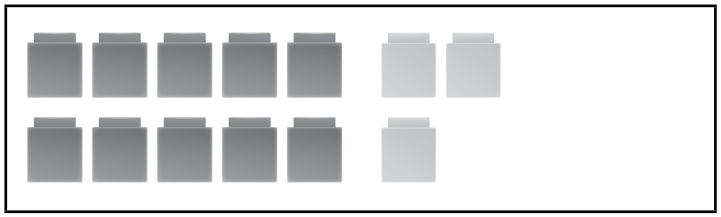

18



13

© 2020 Curriculum Associates, LLC. All rights reserved.

Name _____

Draw lines to match the numbers.

1 ten and 4 ones	12
1 ten and 9 ones	16
1 ten and 2 ones	14
1 ten and 6 ones	11
1 ten and 1 one	19

Discuss It

What is the same about each teen number? What is different?

© 2020 Curriculum Associates, LLC. All rights reserved.

Finding Totals Greater Than 10

Name _____

Add.

1. $9 + 3 =$ 12
2. $3 + 9 =$ ____
3. $8 + 6 =$ ____
4. $6 + 8 =$ ____
5. $4 + 9 =$ ____
6. $5 + 7 =$ ____
7. $6 + 7 =$ ____
8. $7 + 8 =$ ____
9. $10 + 9 =$ ____
10. $9 + 8 =$ ____
11. $6 + 3 + 4 =$ ____
12. $5 + 9 + 1 =$ ____

Discuss It

Explain how you solved Problem 11.

© 2020 Curriculum Associates, LLC. All rights reserved.

Adding Three Numbers

Name _____

1 Find 7 + 3 + 4.

7 + 3 + 4

7 + 7 = 14

7 + 3 + 4 = 14

2 Find 3 + 2 + 7.

3 + 2 + 7

_____ + _____ = _____

3 + 2 + 7 = _____

3 Find 6 + 5 + 1.

6 + 5 + 1

_____ + _____ = _____

6 + 5 + 1 = _____

4 Find 4 + 4 + 2.

4 + 4 + 2

_____ + _____ = _____

4 + 4 + 2 = _____

5 Find 8 + 5 + 2.

8 + 5 + 2

_____ + _____ = _____

8 + 5 + 2 = _____

6 Find 3 + 5 + 3.

3 + 5 + 3

_____ + _____ = _____

3 + 5 + 3 = _____

© 2020 Curriculum Associates, LLC. All rights reserved.

Name _____

7 Find 4 + 6 + 5.

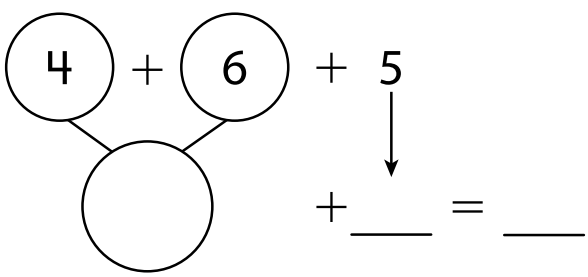

4 + 6 + 5 = _____

8 Find 5 + 7 + 5.

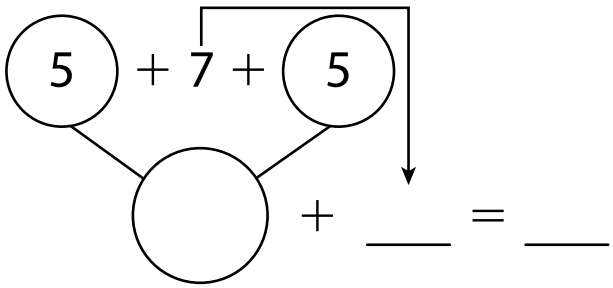

5 + 7 + 5 = _____

9 Find 5 + 3 + 2.

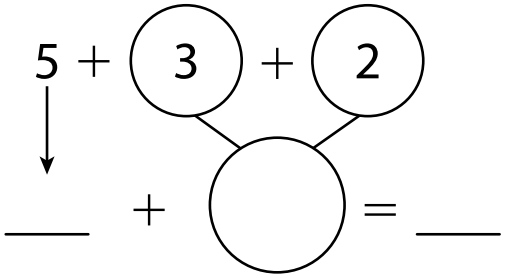

5 + 3 + 2 = _____

10 Find 4 + 6 + 4.

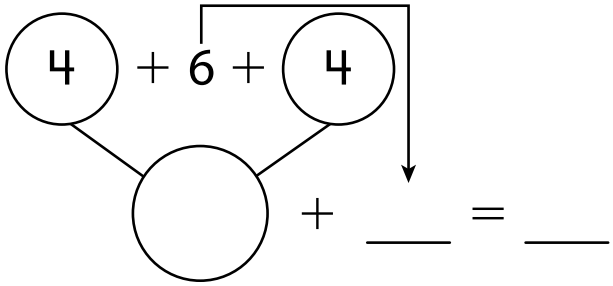

4 + 6 + 4 = _____

11 When solving 4 + 6 + 4, Ava adds 4 + 6 first. Rico adds 4 + 4 first. Who is correct? Why?

© 2020 Curriculum Associates, LLC. All rights reserved.

Finding the Unknown Number

Name _____

1 Find the missing number.

17 − _____ = 9

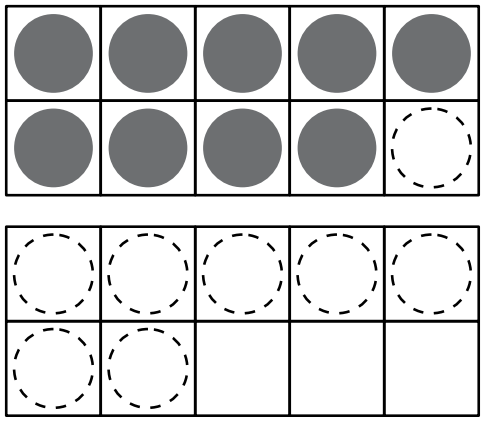

2 Find the missing number.

_____ − 8 = 5

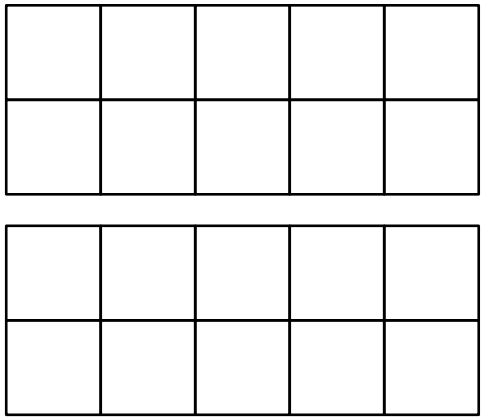

3 Find the missing number.

15 − _____ = 6

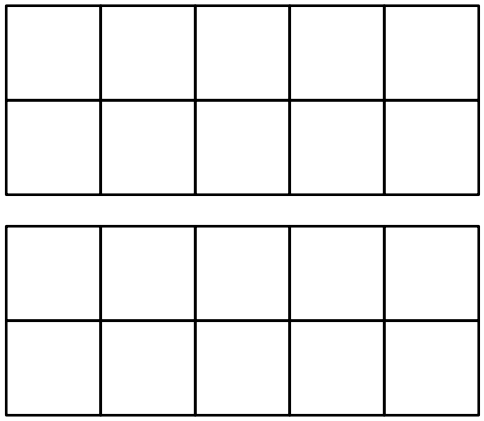

© 2020 Curriculum Associates, LLC. All rights reserved.

Name _____

4 Find the missing number.

$7 = ____ - 7$

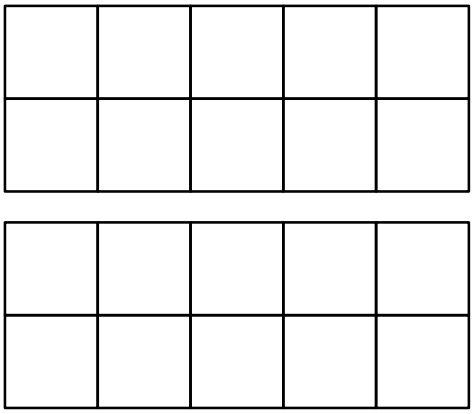

5 Find the missing number.

$8 = 12 - ____$

6 Find the missing number.

$____ - 9 = 9$

7 Find the missing number.

$16 - ____ = 7$

8 Find the missing number.

$15 - ____ = 8$

9 Find the missing number.

$5 = ____ - 9$

10 Find the missing number.

$____ - 7 = 10$

Discuss It

11 How did you use the 10-frames to find the missing number in Problem 4?

© 2020 Curriculum Associates, LLC. All rights reserved.

Solving Word Problems to 20

Name _____

1 Amy has some crayons.

She finds 7 more crayons.
Now she has 18 crayons.

How many crayons did she have at the start?

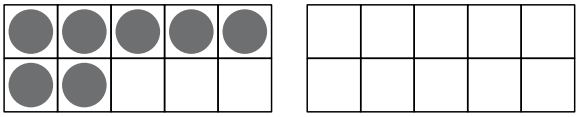

11 + 7 = 18

_____ crayons

2 There are 15 fish in a tank.

7 of the fish are orange.
The rest are white.

How many are white?

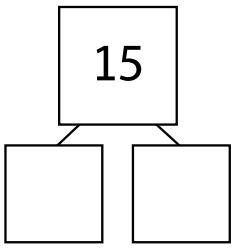

15 − _____ = _____

_____ white fish

3 Marco has 16 flowers.

He gives some to Alex.
Now Marco has 8 flowers.

How many did he give to Alex?

16 − _____ = _____

_____ flowers

4 There are 12 bagels in a box.

Some bagels are eaten.
Now there are 4 bagels.

How many bagels were eaten?

12 − _____ = _____

_____ bagels

© 2020 Curriculum Associates, LLC. All rights reserved.

Name _____

5 Mica eats 4 fewer pretzels than Wyatt.

Wyatt eats 14 pretzels.

How many pretzels did Mica eat?

____ − ____ = ____

____ pretzels

6 Pete reads for 9 minutes.

The next day he reads for 6 minutes.

How many minutes did he read altogether?

____ + ____ = ____

____ minutes

© 2020 Curriculum Associates, LLC. All rights reserved.