



Class of 2026

**College and
Career Outcomes**

Overview

- ▶ Welcome and Introductions
- ▶ MHS/University Partnerships
- ▶ AP Testing and Scores
- ▶ Class of 2026 Outcomes
- ▶ Student Reflections
- ▶ MHS School Counseling Events and Programming



MHS Partnerships

Kean University
(Dual Enrollment)

New Jersey Institute of Technology (NJIT)
STEM Collaboration and (Dual Enrollment January 2026)

Rutgers University
(Dual Enrollment)

St. Elizabeth's University
(Pre Collegiate Summer Program)

County College of Morris
(Morristown College Promise, Advanced Manufacturing Program –
AimTec)

The background features a light gray illustration of a classroom. In the center, a student is shown from the chest up, wearing round glasses and looking towards the right. To the left and right of this student are two office chairs. Behind the student are several other stylized human figures, some with heads and some with bodies, representing a group of people. The overall style is clean and modern.

Student Reflection

**MHS Student and Member of the 1st Cohort from the
Morristown College Promise Program**

**MHS Student and Member of the 2nd Cohort from the
Advanced Manufacturing Program**

Marvin Vicente (County College of Morris)

Advanced Placement 5 Year Summary

	2021	2022	2023	2024	2025
Total AP Students	389	363	384	450	538
Number of Exams	784	725	783	888	1,031
AP Students with Scores 3+	284	273	311	371	481
% of Total AP Students with Scores 3+	73.01	75.21	80.99	82.44	89.41

School Summary

This table shows the number of students who took the exam and scored a 3 or higher from 2021 through 2025.

Advanced Placement Updates

Morristown offers 30 out of 40 College Board Advanced Placement Courses

	2025	2026
Total AP Students	538	541
Number of AP Tests	1031	1147 (10.11% increase)

Initial Data for 2026

Official score reports are not yet available and will be released July 6th

State of Admissions: 2026



Common Application Trends

Through March 1, 2026, the Common App saw over 1.4 million students submit 9.4 million applications, marking a 2% increase in applicants and a 5% rise in total volume.

Three key shifts are driving these numbers:

- Students are applying to more colleges
- Applications from first generation and lower income students are growing
- US domestic applications are up, while international volume has decreased

-Common App, 2026

Additionally, colleges and universities are beginning to use Direct Admissions. Through this option, institutions connect with students directly via email to offer them admission without requiring them to complete a traditional application. (Keep an eye out for this)



Test Optional

Test submissions are rebounding. More applicants are now choosing to include standardized test scores than those applying without them. Even though many colleges remain test-optional, students increasingly view submitting scores as a way to strengthen their profiles and stand out in a crowded admissions pool.



Application Approach

Institutions are prioritizing, character, curiosity, quality (not quantity) of extracurricular and uniqueness of the personal essay.

College Application Acceptances

2026

Total Applications submitted: 2,973
Total Acceptances: 1,766
Overall acceptance rate: 59.4%

2025

Total Applications submitted: 3,052
Total Acceptances: 1,706
Overall acceptance rate: 55.8%

2024

Total Applications submitted: 3,323
Total Acceptances: 1,395
Overall acceptance rate: 41%

Acceptance Data Continued

Public Ivies

Binghamton University, Indiana University
Bloomington, Miami University, Michigan
State University, Ohio State University,
Pennsylvania State University, Rutgers
University, University of Arizona, University
of California - Berkeley, University of
California - Irvine, University of California -
Los Angeles, University of California -
Santa Barbara, University of Colorado,
University of Connecticut, University of
Delaware, University of Florida, University
of Georgia, University of Illinois Urbana -
Champaign, University of Iowa, University
of Maryland, University of Michigan,
University of Minnesota, University of North
Carolina at Chapel Hill, University of
Virginia, University of Washington,
University of Wisconsin - Madison

332 acceptances
62 enrollments

Hidden Ivies

Boston College, Bucknell University, Colby
College, Colgate University, Connecticut
College, Denison University, Duke
University, Emory University, Fordham
University, Hamilton College, Haverford
College, Lafayette College, Lehigh
University, Macalester College, Southern
Methodist University, Tufts University,
University of Notre Dame, University of
Richmond, University of Rochester,
University of Southern California,
Vanderbilt University, Villanova
University, Wake Forest University,
Washington University in St. Louis,
Wellesley College, Wesleyan University

66 acceptances
17 enrollments

Ivy League

Brown University,
Columbia University,
Cornell University,
Princeton University,
University of Pennsylvania

8 acceptances
8 enrollments

Massachusetts Institute
of Technology

One acceptance and
one enrollment in more
than ten years

The background features a light gray illustration of a classroom. At the top, there are several stylized human figures representing students. One figure in the center is wearing glasses. Below the figures, there are two office-style chairs with wheels. The entire scene is set against a white background.

Student Reflection













MHS Students

Sarah Watson (University of Wisconsin- Madison)


Alison Salinas Ramirez (Rutgers University)

James Watson (Syracuse University)

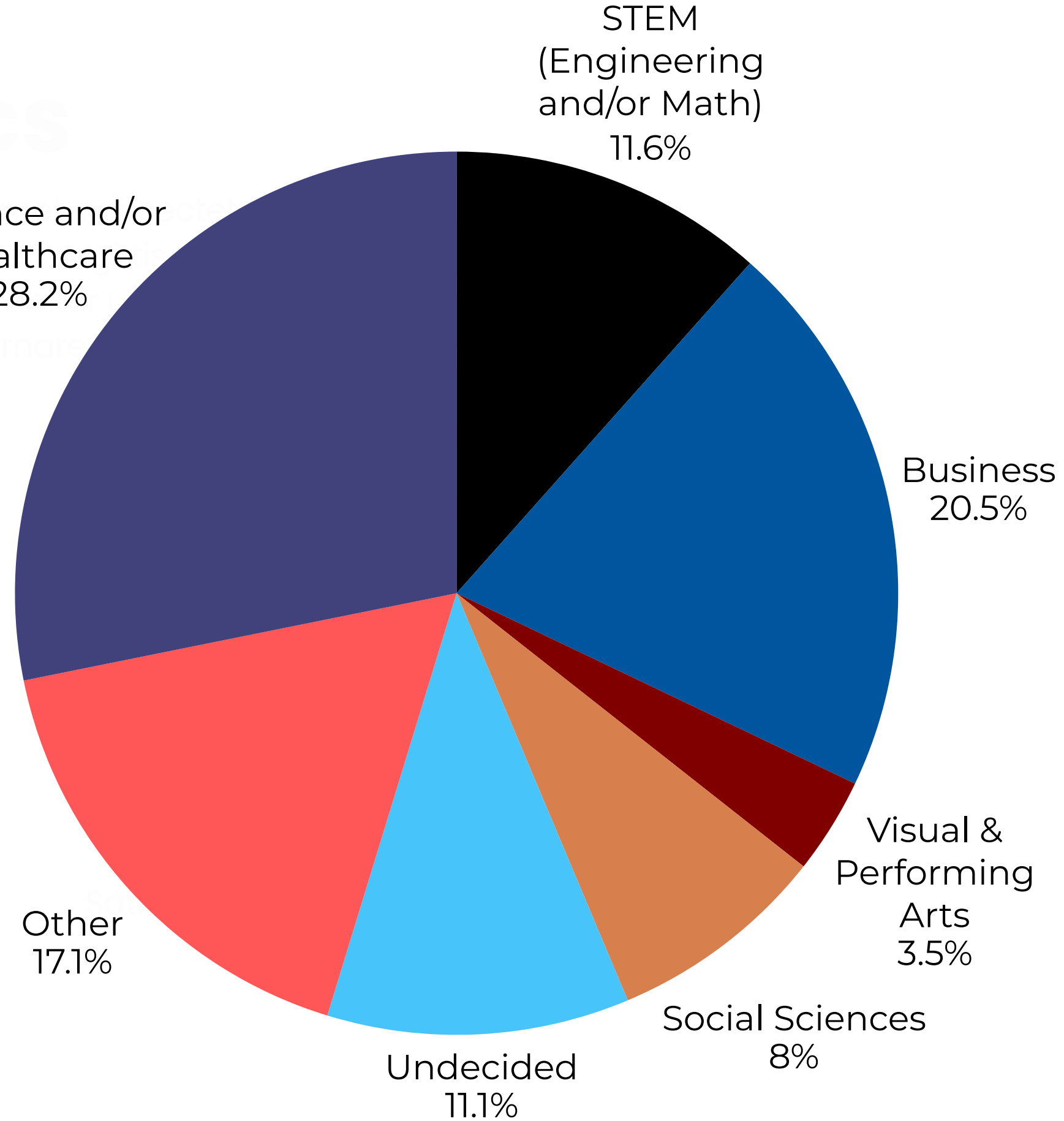
Four-Year Institutions with the Highest Number of MHS Applications

1. Rutgers University (140) 	5. University of Pittsburgh (59) 	9. University of Delaware (48) 
2. Montclair State University (77) 	6. The College of New Jersey (58) 	10. Fairleigh Dickinson University (46) 
3. Pennsylvania State University Main Campus (66) 	7. University of Maryland (54) 	11. University of South Carolina - Columbia (44) 
4. Seton Hall University (66) 	8. Kean University (52) 	12. Rowan University (40) 

Top Four-Year College Enrollments for MHS Students

<p>1. Rutgers University (24)</p> 	<p>6. The College of New Jersey (7)</p> 
<p>2. Fairleigh Dickinson University (15)</p> 	<p>7. The University of Tampa (7)</p> 
<p>3. Montclair State University (12)</p> 	<p>8. Northeastern University (6)</p> 
<p>4. University of South Carolina (9)</p> 	<p>9. Drew University (6)</p> 
<p>5. New Jersey Institute of Technology (7)</p> 	<p>10. Kean University, Miami University - Oxford, Michigan State University, Penn State University, Sacred Heart University, University of Wisconsin-Madison (5)</p>

Intended Areas of Study



Statistics

Lorem ipsum dolor sit amet, consectetur adipiscing elit. Integer vitae vehicula urna. Curabitur amet magna ultricies ornare.

80%

Revenue Growth

20%

Customer Acquisition Cost

Post Secondary Plans 2024 - 2026

2026

Four-year college/university: 59%
Two-year college/university: 17 %
Vocational/technical school: 8.6 %
Military: .4%
Gap year/employment: 15 %

2025

Four-year college/university: 63%
Two-year college/university: 13 %
Vocational/technical school: 4 %
Military: 3%
Gap year/employment: 17 %

2024

Four-year college/university: 57 %
Two-year college/university: 16 %
Vocational/technical school: 3%
Military: 3.8%
Gap year/employment: 20.2 %

The background features a light gray illustration of a classroom. In the foreground, two office chairs are visible on the left and right sides. Behind them, several stylized human figures are arranged in a row, representing students. The central figure is larger and wears glasses. The overall scene is set against a white background.

Student Reflection

MHS Students

Henry Yip (Vanderbilt University)
Gavin Raiz (University of Richmond)

ATHLETICS






NCAA Division 1

7 Students

Football (2)
Men's Soccer (2)
Track and Field (1)
Women's Lacrosse (2)



NCAA Division 2

1 Student

Cross Country/Track
and Field (1)



NCAA Division 3

6 Students

Baseball (2)
Cross Country/Track and
Field (1)
Men's Lacrosse (2)
Women's Lacrosse (1)





Athletics Continued

	2024	2025	2026
Division 1	16	7	7
Division 2	1	1	1
Division 3	6	10	6





Student Reflection

MHS Student Athletes

Ava Smith (Wesleyan University)
Kayla Ewing (Columbia University)

Fall Events

- Senior Night*
- Junior Night*
- Mini College Fair #1
- Frosh Soph Night*
- Mini College Fair #2
- FAFSA Information Night*
- Classroom Push - In's
- How to prepare for the Jr. Conference

*SPANISH TRANSLATION PROVIDED

Winter Events

- FAFSA Processing Nights (Dec & Feb)*
- Junior Conferences*
- Instant Decision Day
- Scholarship Application Support*
- Shared Time Program Presentation
- Classroom Push - In

* SPANISH TRANSLATION PROVIDED

Career Fair



Mini College Fairs

Spring Events

- Mini College Fair #3
- FAFSA Processing Day Events (March)*
- Summer Job and Career Fair
- Scholarship Application Support*
- Mock Admissions Day*
- Classroom Push - In
- College Admissions Panel* (NEW April 2026!!)
- MHS Decision Day

*SPANISH TRANSLATION PROVIDED

Field Trips 25-26

- Workforce Development Trade and Apprenticeship Fair for Juniors and Seniors (Fall and Spring)
- SUPERA Bilingual program at Kean University
- HBCU College Fair
- CCM Campus Tour for Seniors
- FDU Latino Promise Info Session and Tour
- FDU General Admissions
- AIMTec (Partnership with CCM)
- Universal Technical Institute
- William Paterson University
- CCM Campus Tour for Juniors


Field Trips



Programming for Students

- Lunchtime workshops in the fall for seniors to work on their essays and applications
- College rep visits: Juniors and Seniors met in small groups with over representatives from over 100 colleges, universities, and technical institutions
- Scholarship promotion and assistance (including an information session with MEF for students at lunch)
- Weekly **Be The First** programming (presentations and guest speakers)
 - supplemental program that provides support to our first generation college bound students
 - all students are welcome to participate in this program (Wednesdays 325 during the lunch)

Presentations



Programming for Students

- Alumni Panel, “Life after High School”
- ASVAB Administration: Military and Vocational Paths
- Atlantic Health Presentation: The Business Realm of Healthcare
- Admitted Student Days: Seton Hall and Montclair State



Decision Day 2026



College Destinations for the Class of 2026

American University
Arizona State University–Tempe
Auburn University
Beacon College
Bentley University
Boston College
Boston University
Brown University
Bucknell University
Caldwell University
Carnegie Mellon University
Chapman University
Clemson University
Colby College
College of Charleston
Columbia University
Cornell University
County College of Morris
DePaul University
Drew University
Drexel University
East Stroudsburg University of Pennsylvania
Elizabethtown College
Emory University

Fairleigh Dickinson University (including Florham Campus)
Florida State University
Fordham University
Hamilton College
High Point University
Howard University
Illinois Institute of Technology
Indiana University Bloomington
Ithaca College
James Madison University
Johnson & Wales University, Providence
Kean University
Lehigh University
Louisiana State University and Agricultural & Mechanical College
Loyola University Maryland
Maine College of Art & Design
Marywood University
Massachusetts Institute of Technology
Miami University–Oxford
Michigan State University
Mira Costa Community College–Community Learning Center
Monmouth University
Montclair State University

College Destinations for the Class of 2026

Morgan State University

Muhlenberg College

New Jersey Institute of Technology

New York Institute of Technology

Northeastern University

Norwich University

NOVA University Lisbon

Pace University

Penn State (University Park, Brandywine, and Erie/The Behrend College)

Pratt Institute

Princeton University

Providence College

Purdue University

Ramapo College of New Jersey

Rose-Hulman Institute of Technology

Rowan University

Rutgers University (New Brunswick and Newark)

Sacred Heart University

Saint Elizabeth University

Seton Hall University

Smith College

St. Bonaventure University

St. John's College, Annapolis

Stevens Institute of Technology

Stevenson University

Stockton University

Sussex County Community College

Syracuse University

Temple University

The Catholic University of America

The College of New Jersey

The George Washington University

The New School

The Ohio State University at Columbus

The University of Alabama

The University of Scranton

The University of Tampa

The University of Utah

Touro University

Towson University

College Destinations for the Class of 2026

Tufts University
Universal Technical Institute – Bloomfield
University of California (Irvine and Los Angeles)
University of Colorado Boulder
University of Connecticut
University of Delaware
University of Florida
University of Georgia
University of Hartford
University of Louisville
University of Maryland, College Park
University of Massachusetts Amherst
University of Miami
University of Michigan
University of Minnesota, Twin Cities Campus
University of Mississippi
University of Missouri
University of New Haven
University of Oklahoma
University of Ottawa
University of Pennsylvania
University of Pittsburgh (including Bradford)
University of Rhode Island
University of Richmond
University of South Carolina–Columbia
University of Vermont
University of Wisconsin–Madison
Vanderbilt University
Villanova University
Virginia Tech
Wake Forest University
Wesleyan University
West Virginia University
Western Michigan University
Westfield State University
William Paterson University of New Jersey
Xavier University

THANK YOU!

**FOLLOW US ON INSTAGRAM
@MOTOWNSCHOOLCOUNSELORS**

