



Riverside Unified School District

Citizens' Bond Oversight Committee Report

(Financial Data as of 5/15/2026)

June 9, 2026 Meeting

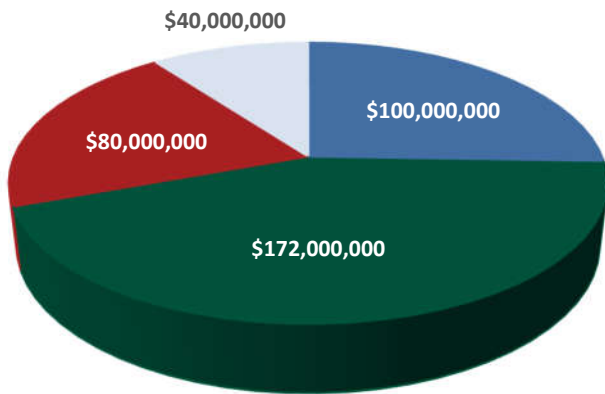
Prepared by:



3380 14th Street | Riverside, CA 92501
(951) 788-7135 www.riversideunified.org



Measure O Authorization



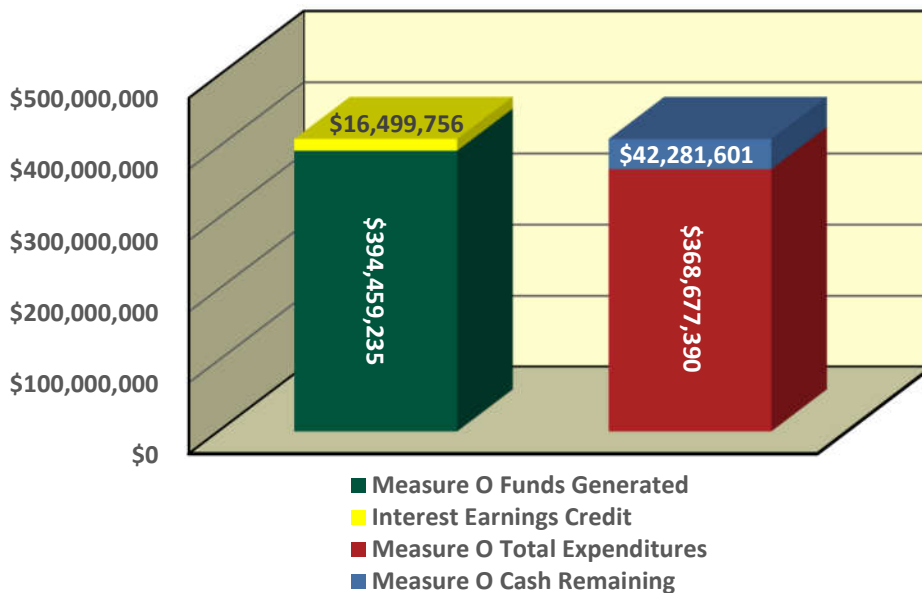
- G.O. Bonds Election of 2016, 2017 (Series A)
- G.O. Bonds Election of 2016, 2019 (Series B)
- G.O. Bonds Election of 2016, 2023 (Series C)
- G.O. Bonds Election of 2016, 2025 (Series D)

Measure O Overview

On November 8, 2016, the voters of the Riverside Unified School District approved Measure O General Obligation Bonds (the “Bonds”) with a 70% approval rate. Measure O will generate \$392 million dollars over the next 10 to 15 years to improve and build new capital facilities in the Riverside Unified School District.

The Bonds will be used to repair and upgrade District aging school infrastructure, classrooms and buildings, build new schools, modernize school facilities with 21st century technology, improve access for students with disabilities, provide classroom and labs for career and technical education classes, improve school safety by modernizing security systems, retrofitting buildings to be earthquake proof, and upgrading emergency communications.

Measure O Total Revenue = \$410,958,991



Citizens' Bond Oversight Committee Members as of May 2026

Committee Members	Group Representation	Term	Board Approved Start Date	Term End Date
Art Alcaraz	Community at Large	3rd Term	1/21/2021	2/6/2027
Chani Beeman	Community at Large	2nd Term	1/12/2023	2/6/2027
Nick Corbo	Business Representative	1st Term	8/22/2024	8/22/2026
H. Martin de'Campo	Taxpayer Representative	3rd Term	1/21/2021	2/6/2027
Douglas Kroon	Senior Citizen Organization	3rd Term	2/15/2024	1/15/2028
Lara E. Martin	Business Representative	3rd Term	1/12/2021	2/6/2027
Michael Osmon	Community at Large	1st Term	6/5/2025	6/5/2027
Jag Patel	Community at Large	1st Term	8/22/2024	8/22/2026
Ashley Peake	Parent & PTA Member	1st Term	8/22/2024	8/22/2026
Oswaldo Puerta	Community at Large	1st Term	7/24/2025	7/24/2027
Matthew Stowe	Parent	1st Term	8/22/2024	8/22/2026
Richard Vandenberg	Business Representative	2nd Term	2/15/2024	1/15/2028

Measure O Project Status Updates



John W. North High School

Measure O Campus Improvements

Project Description

John W. North High School was built in 1966. Under Measure O, this project includes a new two-story science building and a new 900 seat gymnasium, campus entry improvements, new seating and shade structure in the quad and the removal of portables. ESSER funding project scope includes HVAC and lighting upgrades to campus buildings performed in phased work to minimize disruption to the site. The HVAC lighting upgrade project also includes new paint, flooring, fire alarm upgrades, and restroom upgrades in Building 300. This project is complete.

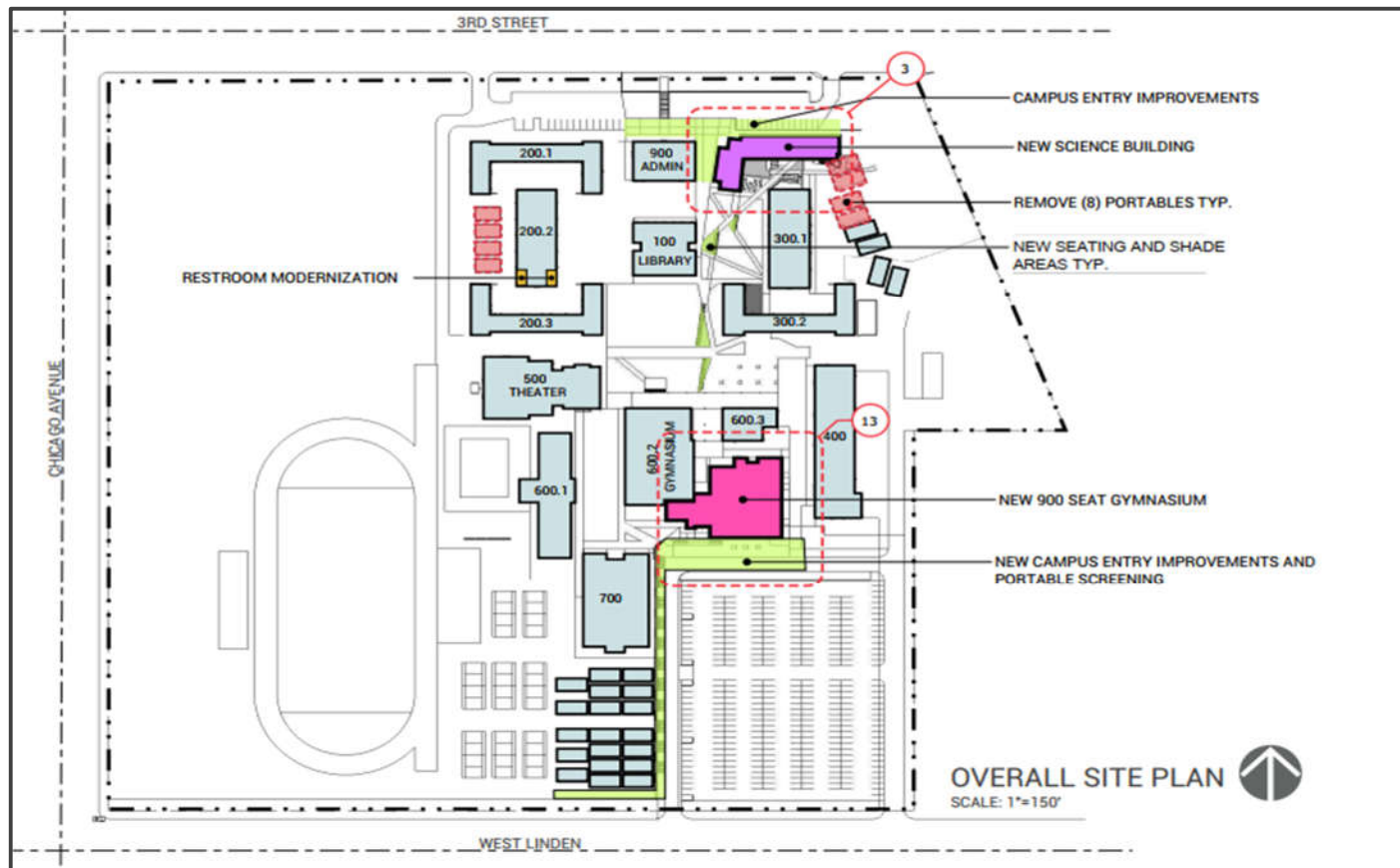
Project Group:	Group E
Architect:	GO Architects
Construction:	January 2024 to October 2025
Project Budget:	\$61.5 Million (Includes \$11.5 Million in ESSER Funding)
Percentage Complete:	100%

Project History

- ✓ The project was approved by the Division of State Architect (DSA) on October 25, 2023.
- ✓ Construction start date was on January 22, 2024.
- ✓ The project is in close-out process - the prime contractors to provide the Notice of Project Completion (NOPC) and DSA Certification.
- ✓ The ribbon cutting ceremony was held on December 19, 2025.
- ✓ New 2-Story Science Classroom Building, New Gym Building & Related Site Work - The final punch list repairs are 100% complete.
- ✓ Buildings were turned over to the site and staff was moved in on November 24, 2025.
- ✓ The 11-Month job walk will be scheduled in October 2026.

John W. North High School

Modernization & New Construction Project Overall Site Plan



John W. North High School

Project Renderings



Campus Entry



New Gymnasium Exterior View



New 2-Story Science Building Inside Campus View



New Student Entry Aerial View

John W. North High School

Modernization & New Construction Completion Pictures



New 2-Story Classroom Building



New 2-Story Classroom Building – Flex Classroom



New Gym Building



New Gym Building – Home Side Team Room

John W. North High School

Modernization & New Construction Completion Pictures



New Gym Building – Lobby Entry



New Gym Building – Trainer Room



New Gym Building – Volleyball Court Set Up



Time Capsule Courtyard Area

John W. North High School

Modernization & New Construction Completion Pictures



New Courtyard Area

Casa Blanca Elementary School

Measure O New School

Project Description

Casa Blanca Elementary School is sited on approximately 9.8 acres and located on Lincoln Ave. The school will serve approximately 750 TK-6 students in the Casa Blanca neighborhood. The new school includes ancillary support buildings, outdoor learning shared spaces, transitional kindergarten-kindergarten classrooms with play area, 1st-3rd grade classrooms with play area, 4th-6th grade classrooms with play area, staff and visitor parking lot, and new bus drop-off.

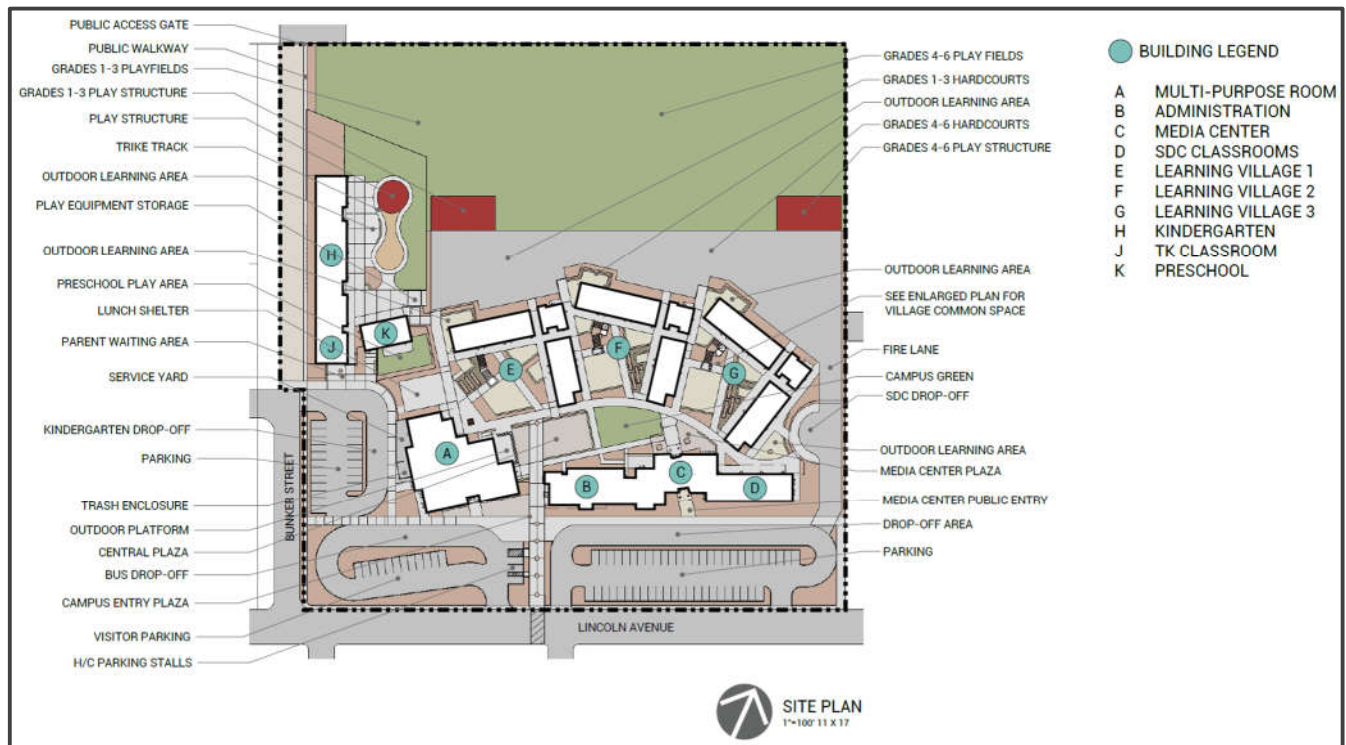
Group:	New School
Architect:	GO Architects
Construction:	October 2023 to July 2025
Project Budget:	\$91.7 Million (Includes site acquisition)
Percentage Complete:	100%

Project Status

- ✓ The project was approved by the Division of State Architect (DSA) on May 19, 2023.
- ✓ The project was approved by the Board of Education on September 14, 2023.
- ✓ Construction start date was on October 16, 2023.
- ✓ Construction completion was July 2025.
- ✓ The school was opened on August 11, 2025.
- ✓ All final punch list repairs are complete.
- ✓ The project is in close-out process - the prime contractors to provide the Notice of Project Completion (NOPC) and DSA Certification.
- ✓ The 11-Month job walk will be scheduled in July 2026.

Casa Blanca Elementary School

Project Site Plan



Casa Blanca Elementary School

Axonometric Site Plan



Casa Blanca Elementary School

Project Renderings



Classroom Wing



Classroom Wing



Lunch Shelter



School Main Entry

Casa Blanca Elementary School

Construction Completion Pictures



Building D – 2 Story Classroom



Building F – 2 Story Classroom



Building A & F – 2 Story Classroom



Building A - Administration Building

Casa Blanca Elementary School

Construction Completion Pictures



Building B - MPR



Building A – Administration Building Library Area



Building D - Classroom



Building E - Classroom

Casa Blanca Elementary School


Construction Completion Pictures



Building F - Classroom



Building C – Kindergarten Classroom



Building B – MPR Music Lab Classroom



Building B – MPR Stage Area

Casa Blanca Elementary School

Construction Completion Pictures



Building C – Kindergarten & Playground



Casa Blanca Aerial View

Ofelia Valdez-Yeager Eastside Elementary

Measure O New School

Project Description

The new Transitional Kindergarten – 6th grade, two-story building will have capacity for 900 students. The campus is 6.5 acres with a Transitional Kindergarten/Kindergarten separate play area, as well as hard courts and play field area for 1st through 6th grade students.

Group:	New School
Architect:	PBK Architects
DSA Submittal:	INCR. I: Approved , INCR. II: Approved
Bidding & Award:	Pending
Project Budget:	Estimated \$118.25 Million (Includes site acquisition)
Percentage Complete:	8%
Status:	Site Development

Project Status

- ✓ Increment 1 – Demolition, infrastructure, retaining wall and offsite improvement project
 - Plans were approved by the Division of the State Architect (DSA) on April 4, 2025.
 - Bid date was on May 29, 2025. Notice to Proceed date was on July 23, 2025.
 - Electrical Infrastructure Off Site Work:
 - Ongoing underground (UG) electrical and plumbing infrastructure is on hold – pending soil mitigation work completion.
 - DTSC approved RAW soil mitigation – ongoing soil mitigation and testing is estimated to be completed in June 2026.
- ✓ Increment 2 – New school construction project
 - Plans were approved by the Division of the State Architect (DSA) on January 20, 2026.
 - Bids were awarded on June 5, 2026.
 - Estimated construction start date is July 2026.
- ✓ Lincoln High School Portable Relocation
 - Plans were approved by the Division of the State Architect (DSA) on November 6, 2025.
 - Bid date was on February 5, 2026.
 - The project is under construction.

Ofelia Valdez-Yeager Eastside Elementary

Rendered Site Plan



Ofelia Valdez-Yeager Eastside Elementary

Renderings



Outdoor Stage



Library



Learning Courtyard

Ofelia Valdez-Yeager Eastside Elementary

Construction Progress Pictures



Increment 1 – Soil Mitigation Parcel C Stockpiling




Increment 1 – Soil Mitigation Truck Loading Work



Increment 1 – Soil Mitigation Work Truck Haul Off

Ofelia Valdez-Yeager Eastside Elementary

Construction Progress Pictures



Increment 3 - Lincoln High School Temporary Fence



Increment 3 - Lincoln High School Asphalt Demolition



Increment 3 – Lincoln High School Demo & Site Clearing Work



Increment 3 – Lincoln High School Grass Removal Work

Highgrove II Elementary School

Measure O New School

Project Description

The site is 13 acres and is located in Spring Mt. Ranch development area. The location of the site is in the northwestern corner of the Silverspot Road and Spring Street intersection.

Group:	New School
Architect:	Ruhnau Clarke Architects
DSA Submittal:	To Be Determined
Bidding & Award:	To Be Determined
Project Budget:	\$1 Million (Plus \$4,145,349.14 expenditures to date)

Project Status

- ✓ Project on hold pending necessity, funding and sufficient enrollment.

Highgrove II Elementary School

Measure O New School

The image displays four architectural renderings of the Highgrove II Elementary School. The top-left rendering shows the library building with large arched windows and a person sitting on a bench in front. The top-right rendering shows the classroom building with a modern design and a paved courtyard. The bottom-left rendering shows a play area with colorful equipment and a person walking. The bottom-right rendering shows a larger play area with a yellow ground surface and various structures. Each rendering is labeled with its respective area: LIBRARY, CLASSROOM BUILDING, TK & KINDER PLAY AREA, and KINDER / TK PLAY AREA.

LIBRARY

CLASSROOM BUILDING

TK & KINDER PLAY AREA

KINDER / TK PLAY AREA

OPTION 2 - RENDERINGS

HIGHGROVE II ELEMENTARY SCHOOL
RIVERSIDE UNIFIED SCHOOL DISTRICT | #CA-#2078-18

80% SCHEMATIC DESIGN 18
3/14/2025

STEM Education Center

Measure O New School

Project Description

A state-of-the-art public STEM Education Center is proposed for the premises of the world-class public research university, University of California, Riverside (UCR). This project is currently in the CEQA process. The proposed high school will accommodate up to 1,200 students at any given time and will focus on “STEM” subjects, such as: computer science, environmental/ agricultural science, biomedical/allied health, and engineering & advanced manufacturing.

Group:	New School
Architect:	Ruhnau Clarke Architects
DSA Submittal:	Pending
Project Budget:	\$2.8 Million

Project Status

- ✓ On March 18, 2024, The University of California, Riverside (UCR) released the Draft Environmental Impact Report (DEIR) for public review through May 2, 2024.
- ✓ Riverside Unified School District and UC Riverside announced they are no longer seeking to develop the STEM Education Center on the UCR Campus.

School Funding Program Glossary of Acronyms

General Obligation Bonds (G.O. Bonds) – Fund 21: Measure 0 is a voter approved bond measure within the boundaries of the District. It represents a maximum tax of \$60 per \$100,000 of assessed property value.

Community Facilities District Bonds (CFDs): The Mello-Roos Community Facilities Act provides an alternative method for public agencies to fund facilities. The Community Facilities District ("CFD") is a financing entity through which a local government is authorized to levy special property taxes to pay debt service on bonds or to pay for the direct construction of facilities. CFD revenue is restricted to the funding of additional capacity (e.g. New Construction).

Developer Fees – Fund 25: School districts have the ability to impose impact fees from new residential development and commercial/industrial development for the construction or reconstruction of school facilities. Developer fees are collected at the time a building permit is issued and are restricted to the funding of additional capacity (e.g. New Construction).

Redevelopment Agency Revenue (RDA – Fund 06): California redevelopment law allows school districts to share property tax increment income via pass-through agreements with local redevelopment agencies. State law eliminated redevelopment agencies as of February 1, 2012; however, local educational agency's pass-through entitlements remain. Redevelopment revenue is received annually and can be used to fund modernization and/or new construction projects.

State School Facility Program Grants (SFP) - Fund 35: The SFP provides grants for school districts to acquire school sites, construct new school facilities, or modernize existing school facilities. The two major funding types available are "new construction" and "modernization". The new construction grant provides funding on a 50/50 State and local match basis. The modernization grant provides funding on a 60/40 basis.

Potential State Grants for Groups A, B & C Projects*

The Riverside Unified School District has been making every effort to augment its Measure O General Obligation Bonds with State grants. To date, the District has received over **\$58.4 million** in modernization and new construction grants from the State. However, the receipt of potential future State grants is predicated on: 1) the Governor agreeing to issue State School Bonds, 2) the District meeting the State’s project eligibility requirements, and 3) the State School Facilities Program (“SFP”) having funding to allocate.

No.	School Project Name	OPSC Application Number	OPSC Eligible Grant Amount	OPSC Grants Received to Date	OPSC Potential Grants Pending
STATE SCHOOL FACILITY PROGRAM GRANTS RECEIVED TO DATE					
1	Alcott Elementary School Modernization	57/67215-00-046	\$1,293,306.00	\$1,293,306.00	\$0.00
2	Arlington High School Modernization	57/67215-00-049	1,605,502.00	1,605,502.00	0.00
3	Arlington High School New Construction	50/67215-00-041	4,323,601.00	4,323,601.00	0.00
4	Castle View Elementary School Portables	50/67215-00-028	341,891.00	341,891.00	0.00
5	Emerson Elementary School - 2 Portable Replacement	50/67215-00-030	279,202.00	279,202.00	0.00
6	Fremont Elementary School Modernization	57/67215-00-043	2,145,092.00	2,145,092.00	0.00
7	Harrison Elementary School Modernization	50/67215-00-031	2,218,572.00	2,218,572.00	0.00
8	Harrison Elementary School Modernization	57/67215-00-037	1,748,156.00	1,748,156.00	0.00
9	Henry W. Longfellow Elementary School Modernization	57/67215-00-047	2,316,551.00	2,316,551.00	0.00
10	Highgrove Elementary School New Construction	50/67215-00-033	6,153,752.00	6,153,752.00	0.00
11	Highgrove Elementary School Modernization	57/67215-00-036	2,218,515.00	2,218,515.00	0.00
12	Jackson Elementary School New Construction	50/67215-00-037	3,621,853.00	3,621,853.00	0.00
13	John Adams Elementary School New Construction	50/67215-00-036	2,931,130.00	2,931,130.00	0.00
14	John Adams Elementary School Modernization	57/67215-00-044	1,161,482.00	1,161,482.00	0.00
15	John F. Kennedy Elementary School - 2 Portable Replacem	50/67215-00-029	167,521.00	167,521.00	0.00
16	Madison Elementary School Modernization	57/67215-00-040	1,249,565.00	1,249,565.00	0.00
17	Madison Elementary School New Construction	50/67215-00-034	3,814,130.00	3,814,130.00	0.00
18	Magnolia Elementary School Modernization	57/67215-00-042	679,394.00	679,394.00	0.00
19	Magnolia Elementary School New Construction	50/67215-00-035	3,947,211.00	3,947,211.00	0.00
20	Martin Luther King High School Wrestling	50/67215-00-039	651,593.00	651,593.00	0.00
21	Monroe Elementary New School Construction	50/67215-00-040	3,395,083.00	3,395,083.00	0.00
22	Monroe Elementary School Modernization	57/67215-00-048	1,193,111.00	1,193,111.00	0.00
23	Polytechnic High School Chiller School Modernization	57/67215-00-035	3,216,514.00	3,216,514.00	0.00
24	Riverside STEM Academy	50/67215-00-026	497,281.00	497,281.00	0.00
25	Thomas Jefferson Elementary School Modernization	50/67215-00-032	2,935,279.00	2,935,279.00	0.00
26	Thomas Jefferson Elementary School Portables	50/67215-00-027	341,891.00	341,891.00	0.00
27	University Heights Middle School Modernization	57/67215-00-045	562,356.00	562,356.00	0.00
28	University Heights Middle School New Construction	50/67215-00-038	3,424,137.00	3,424,137.00	0.00
COMBINED STATE FUNDING AMOUNTS RECEIVED:			\$58,433,671.00	\$58,433,671.00	\$0.00
PENDING STATE SCHOOL FACILITY PROGRAM GRANTS FROM PROP. 2 & FUTURE STATE SCHOOL BONDS					
29	Alcott Elementary School New Construction	50/67215-00-042	\$3,792,255.00	\$0.00	\$3,792,255.00
30	Casa Blanca Elementary School New Construction	50/67215-00-047	17,974,827.00	0.00	17,974,827.00
31	Fremont Elementary School New Construction	50/67215-00-043	3,809,272.00	0.00	3,809,272.00
32	Henry W. Longfellow Elementary School New Construction	50/67215-00-044	6,185,370.00	0.00	6,185,370.00
33	Jackson Elementary School Modernization	57/67215-00-053	5,678,847.00	0.00	5,678,847.00
34	John W. North High School School New Construction	50/67215-00-045	5,420,683.00	0.00	5,420,683.00
35	Riverside Adult School/Project T.E.A.M	50/67215-00-046	4,362,591.00	0.00	4,362,591.00
36	Sierra Middle School Modernization	57/67215-00-050	5,044,613.00	0.00	5,044,613.00
37	Thomas Jefferson Elementary School New Construction	57/67215-00-051	5,648,844.00	0.00	5,648,844.00
COMBINED POTENTIAL FUTRURE STATE FUNDING AMOUNTS:			\$57,917,302.00	\$0.00	\$57,917,302.00
COMBINED RECEIVED & POTENTIAL FUTURE STATE GRANTS:			\$116,350,973.00	\$58,433,671.00	\$57,917,302.00

* Information is provided by the District State consultant

Measure O Cumulative Project Expenditures

From
Inception to May 15, 2026



MEASURE O PROJECT COMMITMENTS AND EXPENDITURES

No.	DISTRICT PROJECT NAME	BOARD APPROVED PROJECT BUDGET *	MEASURE O CUMULATIVE COMMITMENTS	MEASURE O EXPENDITURES UP TO 2/12/2026 ¹	EXPENDITURES FROM 2/13/2026 TO 5/15/2026 ²	MEASURE O CUMULATIVE EXPENDITURES	REMAINING MEASURE O COMMITMENTS	CURRENT PROJECT STATUS
	A	B	C	D	E	F (D + E)	D (C + F)	

GROUP A PROJECTS

1	Harrison Elementary School	\$10,900,387.68	\$7,932,745.96	(\$7,932,745.96)	\$0.00	(\$7,932,745.96)	\$0.00	Completed/April 2021
2	Highgrove Elementary School	23,841,190.03	18,514,789.68	(18,514,789.68)	0.00	(18,514,789.68)	0.00	Completed/August 2020
3	Madison Elementary School	17,509,409.06	17,504,274.98	(17,490,854.98)	(13,420.00)	(17,504,274.98)	0.00	Completed/June 2021
4	Sierra Middle School	8,733,530.13	8,733,530.13	(8,733,530.13)	0.00	(8,733,530.13)	0.00	Completed/November 2019
5	Thomas Jefferson Elementary School	<u>17,981,000.58</u>	<u>16,537,721.24</u>	<u>(16,537,721.24)</u>	0.00	<u>(16,537,721.24)</u>	<u>0.00</u>	Completed/April 2021
GROUP A PROJECT TOTALS:		\$78,965,517.48	\$69,223,061.99	(\$69,209,641.99)	(\$13,420.00)	(\$69,223,061.99)	\$0.00	

GROUP B PROJECTS

6	Alcott Elementary School	\$21,134,128.39	\$16,303,435.22	(\$16,303,435.22)	\$0.00	(\$16,303,435.22)	\$0.00	Completed
7	Jackson Elementary School	22,002,242.98	19,483,358.37	(19,483,358.37)	0.00	(19,483,358.37)	0.00	Completed/March 2022
8	Monroe Elementary School	22,524,888.49	21,131,364.40	(21,152,487.45)	21,623.05	(21,130,864.40)	500.00	Final Closeout
9	Sunshine Early Childhood Center	10,288,725.31	5,092,993.94	(5,092,993.94)	0.00	(5,092,993.94)	0.00	Completed/December 2021
10	Polytechnic High School	<u>24,376,004.46</u>	<u>23,394,324.52</u>	<u>(23,394,324.52)</u>	<u>0.00</u>	<u>(23,394,324.52)</u>	<u>0.00</u>	Completed/May 2022
GROUP B PROJECT TOTALS:		\$100,325,989.63	\$85,405,476.45	(\$85,426,599.50)	\$21,623.05	(\$85,404,976.45)	\$500.00	

GROUP C PROJECTS

11	Arlington High School	\$26,776,382.93	\$26,752,216.61	(\$26,742,213.23)	(\$10,003.38)	(\$26,752,216.61)	\$0.00	Final Closeout
12	Fremont Elementary School	17,465,744.71	15,409,942.85	(15,406,802.85)	(3,140.00)	(15,409,942.85)	0.00	Final Closeout
13	Henry W. Longfellow Elementary School	23,933,190.43	18,530,644.11	(18,530,644.11)	0.00	(18,530,644.11)	0.00	Completed
14	John Adams Elementary School	11,147,907.39	10,700,795.63	(10,700,795.63)	0.00	(10,700,795.63)	0.00	Completed/November 2021
15	Magnolia Elementary School	10,356,790.19	10,279,983.31	(10,279,983.31)	0.00	(10,279,983.31)	0.00	Completed/November 2021
16	University Heights Middle School	<u>14,349,504.44</u>	<u>6,638,707.16</u>	<u>(6,638,707.16)</u>	<u>0.00</u>	<u>(6,638,707.16)</u>	<u>0.00</u>	Completed/December 2023
GROUP C PROJECT TOTALS:		\$104,029,520.09	\$88,312,289.67	(\$88,299,146.29)	(\$13,143.38)	(\$88,312,289.67)	\$0.00	

* Reflects the entire estimated budget for the project. Some projects may be multi-funded from various District Capital Facility Funding Sources.

¹ Expenditures reflected in last CBOC Report dated March 3, 2026. Financial period ended on February 12, 2026.

² Expenditures related to Measure O from February 13, 2026 to May 15, 2026.

MEASURE O PROJECT COMMITMENTS AND EXPENDITURES

No.	DISTRICT PROJECT NAME	BOARD APPROVED PROJECT BUDGET *	MEASURE O CUMULATIVE COMMITMENTS	MEASURE O EXPENDITURES UP TO 2/12/2026 ¹	EXPENDITURES FROM 2/13/2026 TO 5/15/2026 ²	MEASURE O CUMULATIVE EXPENDITURES	REMAINING MEASURE O COMMITMENTS	CURRENT PROJECT STATUS
	A	B	C	D	E	F (D + E)	D (C + F)	

Groups D, E, F, & H and Expanded Projects

17	Amelia Earhart Middle School	\$12,350.00	\$12,350.00	(\$12,350.00)	\$0.00	(\$12,350.00)	\$0.00	Dormant
18	Benjamin Franklin Elementary School	47,103.04	47,103.04	(47,103.04)	0.00	(47,103.04)	0.00	Dormant
19	Bryant Elementary School	161.01	161.01	(161.01)	0.00	(161.01)	0.00	Dormant
20	Casa Blanca Elementary School 3	91,722,929.13	68,476,237.93	(65,460,501.70)	(2,718,985.79)	(68,179,487.49)	296,750.44	In Construction
21	George Washington Elementary School	23,939.85	23,939.85	(23,939.85)	0.00	(23,939.85)	0.00	Dormant
22	Highgrove II Neighborhood School	5,145,349.14	4,145,349.14	(4,145,349.14)	0.00	(4,145,349.14)	0.00	Planning
23	John W. North High School	61,500,000.00	36,706,564.12	(33,184,465.20)	(1,936,783.03)	(35,121,248.23)	1,585,315.89	In Construction
24	Martin Luther King High School	1,091,610.79	891,610.79	(891,610.79)	0.00	(891,610.79)	0.00	Dormant
25	Mountain View Elementary School	13,302.50	13,302.50	(13,302.50)	0.00	(13,302.50)	0.00	Dormant
26	Ofelia Valdez-Yeager Eastside Elementary School ³	118,250,000.00	13,756,473.68	(10,112,060.28)	(878,430.16)	(10,990,490.44)	2,765,983.24	Planning
27	Pachappa Elementary School	11,450.00	11,450.00	(11,450.00)	0.00	(11,450.00)	0.00	Dormant
28	Ramona High School	21,250.00	21,250.00	(21,250.00)	0.00	(21,250.00)	0.00	Dormant
29	Riverside STEM Academy	9,952.47	9,952.47	(9,952.47)	0.00	(9,952.47)	0.00	Dormant
30	STEM Education Center	2,800,000.00	1,587,931.07	(1,508,252.04)	(1,443.75)	(1,509,695.79)	78,235.28	Planning
31	William Howard Taft Elementary School	31,893.06	31,893.06	(31,893.06)	0.00	(31,893.06)	0.00	Dormant
32	Woodcrest Elementary School	20,170.63	20,170.63	(20,170.63)	0.00	(20,170.63)	0.00	Dormant
33	Facilities Projects (Program Costs)	<u>4,780,981.67</u>	<u>4,780,981.67</u>	<u>(4,637,826.65)</u>	<u>(69,780.95)</u>	<u>(4,707,607.60)</u>	<u>73,374.07</u>	Planning
GROUPS D, E, F, & H & EXPANDED:		\$285,482,443.29	\$130,536,720.96	(\$120,131,638.36)	(\$5,605,423.68)	(\$125,737,062.04)	\$4,799,658.92	

MEASURE O PROJECT TOTALS:	<u>\$568,803,470.49</u>	<u>\$373,477,549.07</u>	<u>(\$363,067,026.14)</u>	<u>(\$5,610,364.01)</u>	<u>(\$368,677,390.15)</u>	<u>\$4,800,158.92</u>
----------------------------------	--------------------------------	--------------------------------	----------------------------------	--------------------------------	----------------------------------	------------------------------

* Reflects the entire estimated budget for the project. Some projects may be multi-funded from various District Capital Facility Funding Sources.

¹ Expenditures reflected in last CBOC Report dated March 3, 2026. Financial period ended on February 12, 2026.

² Expenditures related to Measure O from February 13, 2026 to May 15, 2026.

³ The above budgets reflect estimated construction costs including site acquisition costs.

Measure O Detailed Expenditure Backup

from *Keystone Solutions*
February 13, 2026 to May 15, 2026



Measure O GROUP A Expenditure Backup



Measure O - Group A Expenditures Backup from 2/13/2026 to 5/15/2026

Project Groups: Group A - Group A

Project: 138-9776 - Madison Elementary School - Modernization (57/67215-00-040)		
Vendor	Expenditure	Description
David M. Bertino Manufacturing, Inc	(\$13,420.00)	Construction Costs - Casework
Project Total:	(\$13,420.00)	138-9776 - Madison Elementary School - Modernization (57/67215-00-040)
Grand Total:	(\$13,420.00)	Riverside Unified School District

Measure O GROUP B Expenditure Backup



Measure O - Group B Expenditures Backup from 2/13/2026 to 5/15/2026

Project Groups: Group B - Group B

Project: 142-9776 - Monroe Elementary School - Modernization (57/67215-00-048)		
Vendor	Expenditure	Description
Hydrate HQ of SoCal	(\$1,825.70)	Water Resources Costs
LPA Architects	\$23,448.75	Architect Fees
Project Total:	\$21,623.05	142-9776 - Monroe Elementary School - Modernization (57/67215-00-048)
Grand Total:	\$21,623.05	Riverside Unified School District

Measure O GROUP C Expenditure Backup



Measure O - Group C Expenditures Backup from 2/13/2026 to 5/15/2026

Project Groups: Group C - Group C

Project: 114-9776 - Fremont Elementary School - Modernization (57/67215-00-043)		
Vendor	Expenditure	Description
RDM Electric	(\$3,140.00)	Electrical Contractor
Project Total:	(\$3,140.00)	114-9776 - Fremont Elementary School - Modernization (57/67215-00-043)
Project: 310-9776 - Arlington High School - Modernization (57/67215-00-049)		
Vendor	Expenditure	Description
ACC & Engineering LLC	(\$10,003.38)	Engineering & Design
Project Total:	(\$10,003.38)	310-9776 - Arlington High School - Modernization (57/67215-00-049)
Grand Total:	(\$13,143.38)	Riverside Unified School District

**Measure O ALL OTHER
Project Groups
Expenditure Backup**



Measure O - Group D, E & NEW SCHOOL Projects Expenditures Backup from 2/13/2026 to 5/15/2026

Project: 330-9772 - North High School - New Construction		
Vendor	Expenditure	Description
Brady Industries of California	(\$6,141.05)	Supplies
Division Of The State Architect	(\$43,263.88)	Plan Check Fees
Flinn Scientific	(\$1,827.93)	Lab Equipment
Gafcon, Inc.	(\$2,634.50)	Labor Relations
Leighton Consulting, Inc	(\$2,135.25)	Geotechnical Inspection
SWPPP CAL	(\$2,350.00)	Other Construction Costs/Stormwater Management
School Specialty	(\$542.27)	School Supplies
Southland Inspections, Inc.	(\$1,260.00)	Inspector of Record
State Board Of Equalization	(\$560.16)	Plan Check Fees
Project Total:	(\$60,715.04)	330-9772 - North High School - New Construction
Project: 330-9776 - North High School - Modernization		
Vendor	Expenditure	Description
All Star Air Systems Inc	(\$104,588.86)	Construction Costs - HVAC
Courtney Inc.	(\$47,292.61)	Roofing Costs
Daniel's Electrical Construction	(\$135,075.69)	Construction Costs - Electrical
Inland Building Construction Companies, Inc.	(\$959,847.63)	Construction Costs - General Construction
Inland Empire Landscape, Inc.	(\$111,280.83)	Construction Costs - Landscaping
JCE Equipment Inc	(\$22,028.13)	Paving
JPI Development Group, Inc.	(\$1,820.43)	Construction Costs - Plumbing
K & Z Cabinet Co., Inc.	(\$127,793.05)	Construction Costs - Casework
McKernan Inc.	(\$64,877.67)	Construction Costs - Doors/Glazing
Preferred Ceilings, Inc.	(\$21,517.46)	Construction Costs
Progressive Surface Solutions, LLC	(\$74,490.08)	Construction Contractor - Floor Coverings
Schroeder Iron Corporation	(\$159,568.65)	Construction Costs
Sierra Lathing Company, Inc.	(\$45,886.90)	Construction Costs
Project Total:	(\$1,876,067.99)	330-9776 - North High School - Modernization

Measure O - Group D, E & NEW SCHOOL Projects Expenditures Backup from 2/13/2026 to 5/15/2026

Project: 360-9772 - STEM Education Center		
Vendor	Expenditure	Description
Tao Rossini, A Professional Corporation	(\$1,443.75)	Legal Consulting Services
Project Total:	(\$1,443.75)	360-9772 - STEM Education Center
Project: 612-0000 - Facilities Projects - Undistributed		
Vendor	Expenditure	Description
BLX Group	(\$1,800.00)	Measure O Arbitrage Reports
Best, Best, & Krieger, LLP	(\$16,605.95)	Legal Fees
California Financial Services	(\$46,875.00)	Project/Fund Tracking, Strategic Cash Flow Planning, COC Reports
Nigro & Nigro	(\$4,500.00)	Measure O Performance & Financial Audit
Project Total:	(\$69,780.95)	612-0000 - Facilities Projects - Undistributed
Project: 721-9772 - Casa Blanca - New Construction		
Vendor	Expenditure	Description
Anderson Charnesky Structural Steel, Inc.	(\$22,011.00)	General Contractor
Apex Fire Protection, Inc.	(\$51,720.17)	Construction Costs - Fire Sprinklers
B Safe Playground Inspection Services Inc	(\$900.00)	Inspection Services
Best Contracting Services	(\$51,586.50)	Construction Costs - Roofing
Caston, Inc.	(\$192,755.46)	Construction Costs - Plaster
Division Of The State Architect	(\$164,097.71)	Plan Check Fees
Donald M. Hoover Company	(\$21,527.95)	Construction Costs
Econo Fence Inc	(\$61,295.86)	Rentals, Leases & Repairs
Elite Glass Enterprise, Inc.	(\$76,823.10)	Glass Manufacturer
Elljay Acoustics, Inc.	(\$19,299.25)	Construction Costs
Hospitality Consulting Group	(\$26,310.55)	Construction Costs
Infinity Structures, Inc.	(\$262,343.25)	Construction Costs - Rough Carpentry
Inland Pacific Tile, Inc.	(\$20,157.70)	Construction Costs - Flooring
Ironclad General Engineering, Inc.	(\$103,864.45)	Construction
K & Z Cabinet Co., Inc.	(\$38,120.75)	Construction Costs - Casework
Letner Roofing Co.	(\$54,361.87)	Construction Costs - Roofing
Pringle Group	(\$410.00)	Construction

Measure O - Group D, E & NEW SCHOOL Projects Expenditures Backup from 2/13/2026 to 5/15/2026

Project: 721-9772 - Casa Blanca - New Construction		
Vendor	Expenditure	Description
R.I.S. Electrical Contractors, Inc.	(\$201,942.55)	Construction Costs
RVH Constructors, Inc.	(\$24,063.31)	Construction Costs - General Construction
Simco Mechanical, Inc.	(\$129,080.15)	Construction Costs - HVAC
Tilden-Coil Constructors	(\$446,515.92)	Construction Management
Urban Habitat	(\$32,706.72)	Landscape
Valley Industrial Mechanical	(\$625,268.85)	Construction Costs - Plumbing
W.D. Gott Construction Co.	(\$62,372.72)	Construction
Western Painting And Wallcovering, Inc.	(\$29,450.00)	Painting Service
Project Total:	(\$2,718,985.79)	721-9772 - Casa Blanca - New Construction
Project: 722-9772 - Ofelia Valdez-Yeager Eastside - New Construction		
Vendor	Expenditure	Description
5M Contracting Inc.	\$13,535.00	Asbestos Testing Service
ACC & Engineering LLC	(\$4,889.10)	Engineering & Design
Atkinson, Andelson, Loya, Ruud & County Of Riverside	(\$8,934.53)	Legal Costs
County Of Riverside	(\$2,189.00)	Permits & Fees
Epic Engineers	(\$190.26)	Engineering Costs
Gafcon, Inc.	(\$1,820.00)	Labor Relations
Hamel Concrete, Inc.	(\$13,127.55)	Concrete Supplies & Services
Ironclad General Engineering, Inc.	(\$544,002.30)	Construction
MTN Engineering	(\$4,117.50)	Construction
PBK Architects, Inc.	(\$70,068.47)	Architect Fees
Riverside, City Of	(\$52,510.80)	Permits & Fees
Statewide Educational Wrap-up Program (SEWUP)	\$515,670.37	Insurance
TGR Geotechnical, Inc.	(\$20,131.52)	Lab of Record
Telecom Law Firm	(\$3,354.00)	Legal Services
Tetra Tech, Inc.	(\$193,751.91)	Engineering Services
Tilden-Coil Constructors	(\$488,548.59)	Construction Management
Project Total:	(\$878,430.16)	722-9772 - Ofelia Valdez-Yeager Eastside - New Construction

Measure O - Group D, E & NEW SCHOOL Projects Expenditures Backup from 2/13/2026 to 5/15/2026

Project: 722-9772 - Ofelia Valdez-Yeager Eastside - New Construction		
Vendor	Expenditure	Description
Grand Total:	(\$5,605,423.68)	Riverside Unified School District