TO: **Trustees, East Helena Schools**

FROM: **Dan Rispens, Superintendent**

BOARD MEETING: **June 8, 2026**

RE: **Student Enrollment (June 2, 2026)**

School	Grade Level	To Date	Month Ago	Year Ago
Eastgate	Age-K	47	47	51
	K	140	141	116
EG Total		**[187]**	**[188]**	**[167]**
Prickly Pear	1	127	128	127
	2	131	131	150
Prickly Pear Total		**[258]**	**[259]**	**[277]**
Radley Elementary	3	155	155	147
	4	156	157	147
	5	148	148	134
Radley Total		**[459]**	**[460]**	**[428]**
East Valley	6	144	144	151
Middle School	7	141	142	151
	8	144	144	166
EVMS Total		**[429]**	**[430]**	**[468]**
East Helena High	9	165	166	141
	10	124	124	138
	11	122	122	130
	12	119	119	118
EHHS Total		**[530]**	**[531]**	**[527]**
EVMS 227	6	2	2	12
	7	15	15	10
	8	14	14	10
EVMS 227 Total		**[31]**	**[31]**	**[32]**
EHHS 227	9	12	12	8
	10	17	18	22
	11	18	19	15
	12	19	19	15
EHHS 227 Total		**[66]**	**[68]**	**[60]**
TOTALS		**1960**	**1967**	**1959**

School Board Report
June 8th, 2026

Chairman Walter and Trustees,
Here are some monthly items to share with you.

Data Highlights

LittleLantes

- Increased students at benchmark for early literacy by 23%.
- Decreased students at intensive for early literacy by 24%.

Kindergarten

- Increased students at benchmark for reading from beginning of the year to the end of the year by 15%.
- Increased students at benchmark for math from beginning of the year to the end of the year by 22%.

1st Grade

- Increased students at benchmark for math from the beginning of year to the end of the year by 12%.
- Decreased students that were intensive by 9%.

2nd Grade

- Increased students at benchmark for math from the beginning of the year to the end of the year by 6%.
- Decreased students that were intensive by 7%.

Teachers are working through their data compared to their grade level's data. In the fall, we will meet with teachers and teams, work through data reflections in a collaborative effort, review team and instructional agreements, and identify any potential changes that may need to be made.

LittleLante and Kindergarten Numbers

For next year, we will be at 17 students per section in our LittleLante program and similar to last year, we will have 3 sections.

As of May 28th, we are anticipating 126 kindergarten students. 8 of those students are out of district and will be recommended for approval/denial during the July or August board meeting.

Upcoming Events

- August 24th - LittleLante and PPE Open House - 4:30 - 6:00
- August 26th - First Day of School! - LittleLantes, 1st Grade, 2nd Grade - Kindergarten Meet and Greet
- August 27th - First Day of School - Kindergarten

Thank you!
Brandon Crusat, Eastgate and Prickly Pear Elementary Principal

Month	Gen. Insap./Defiance	Playground	Fighting/Physical Contact	Bus	Weapons	Vandalism	Threat	Bullying	Harassment	Profanity	Total
September											0
October	15	1	5								21
November	2	1	1								4
December	7	6									13
January	3										3
February	3	1	2								6
March	6	3	2							1	12
April	6		4								10
May	7		10								17
June	6	1	4								11
Total	49	12	24	0	0	0	0	0	0	1	97

Month	Warning	Time Out	Conference	Parent Call	Bus Sus.	Alt. Recess	OSS	ISS	CSCT	Total
September										0
October			21	21		14	3	3	1	63
November			4	4		4				12
December		1	13	13		11		1		39
January			3	3		3				9
February			6	6		6				18
March		4	12	12		7		1		36
April		3	10	10		7				30
May		5	17	17		10		2		51
June			11	11		11				33
Total	0	13	88	88	0	63	3	7	1	291

Eastgate Elementary

Month	Gen. Innap./Defiance	Playground	Fighting/Physical Contact	Bus	Weapons	Vandalism	Threat	Bullying	Harassment	Profanity	Total
September											0
October	7	4	7							2	20
November	1	1	7	2	1					2	14
December	4	4	4	1							13
January	3	1	3								7
February	6	6	7							3	22
March	4	2	9								15
April	3		9							2	14
May	1	8	9								18
June	6		2	2						1	11
Total	29	26	55	3	1	0	0	0	0	9	134

Month	Warning	Time Out	Conference	Parent Call	Bus Sus.	Alt. Recess	OSS	ISS	CSCT Referral	Total
September										0
October		3	20	20		13		4		60
November			14	14	2	7	3	2		42
December		1	13	13	1	8	1	2		39
January			7	7		4		3		21
February			22	22		18	2	4		68
March			15	15		9	2	4		45
April			14	14		10		4		42
May			18	18		11	2	5		54
June			11	11	1	7		3		33
Total	0	4	123	123	3	80	10	28	0	404

Prickly Pear Elementary

EAST HELENA PUBLIC SCHOOLS

School District No. 9 • PO Box 1280 • East Helena • Montana • 59635

Superintendent/Administration Office (406) 227-7700
Eastgate Elementary (406) 227-7770, grades pre & K
Prickly Pear Elementary (406) 227-7720, grades 1-2
Radley Elementary (406) 227-7710, grades 3-5
East Valley Middle School (406) 227-7740, grades 6-8
East Helena High School (406) 227-7730, grades 9-12

SUCCESS FOR ALL

June 8, 2026 | Radley Elementary Board Report | Gus Somerfeld

❖ **OVERALL READING DATA**

Benchmark Cycle	Tier I	Tier II	Tier III	
Fall Cycle	44%	25%	30%	Net Growth
Spring Cycle	69%	13%	18%	+25%

❖ **OVERALL MATH DATA**

Benchmark Cycle	Tier I	Tier II	Tier III	
Fall Cycle	10%	65%	24%	Net Growth
Spring Cycle	60%	32%	8%	+50%

❖ Key clarification from the numbers:
- ➢ I want to start by providing some context surrounding our literacy and numeracy development: reading typically shows higher initial proficiency in the fall but a more gradual rate of growth, whereas math follows a steeper, more accelerated trajectory. This is largely due to the spiral nature of ELA curricula, where students revisit and refine complex comprehension and analytical skills at increasing depths throughout the year. In contrast, math follows a linear, building-block path where mastery of one discrete topic immediately 'bleeds' into and supports the next, resulting in more visible, step-by-step growth as students acquire new mathematical competencies.
- ➢ The median annual typical growth for the school was 117% in math and 134% in ELA. This is norm-referenced data where over 8 million students nationwide use this platform to create predictors for annual typical growth. This indicates that over half of our school achieved higher than predicted growth over the course of one year. Additionally, 61% of our student body achieved their annual typical growth in math and 66% in ELA. We are very proud of our students and teachers.

❖ End of Year Events:
- ➢ Talent Show: We had sixteen performances at our ALL SCHOOL REVUE. All sorts of talents were on display from singing, to musical performances, to card/magic tricks, to comedic skits, and everything in between. It was an impressive performance and wonderful to see all of the different talents.
- ➢ RADBRATION: This was the fourth year we've put on RADBRATION. Teachers, paraprofessionals, high school and high school helpers, and our SRO's designed stations to host students who were interested in their particular activity. Students were engaged and having fun. I believe our staff had just as much fun as our students. It was a really nice end of the year celebration to repay our students for all their hard work. I would also like to recognize our EH PTO for supporting the activities with a $500 donation

- We will have our end of the year awards assembly tomorrow, June 9. This event allows us to recognize students in a few different categories for achievements that were put together over the course of the entire school year. Below are some of those recognitions:
  - Attendance Award: 5 students had PERFECT attendance over the course of the entire school year.
  - Presidential Award for Academic Excellence: 15 students
    - Students had to be in the 85th percentile or higher in both ELA and Math i-Ready assessments, as well as carry a 4.0 GPA equivalent during their time at Radley.
  - Perseverance Award: 12 students
    - Students had to meet each of the following criteria: overcoming adversity, resilience, personal growth, long-term effort, achievement in the face of odds, and overcoming specific challenges.
  - Citizenship Award: 12 students
    - Students had to meet each of the following criteria: students had to exemplify our five core behaviors and conduct that teacher report on. They also had to exemplify our monthly behavior focuses: cooperation, responsibility, courage, respect, honesty, empathy, perseverance, gratitude, and creativity.

- Discipline Report

May/June Resolution Resolution Data				
Total Resolutions	**Total Students**	**3rd Grade**	**4th Grade**	**5th Grade**
48	37	23	14	11
Before Class	**After Class**	**During Passing**	**During Lunch/Recess**	**During Class**
1	3	3	10	15
Classroom	**Cafeteria**	**Hallway/Stairs/Gym**	**Restroom**	**Playground**
18	4	2	1	13

Year to Date Resolutions				
Total Resolutions	**Total Students**	**3rd Grade**	**4th Grade**	**5th Grade**
434	117	213	171	45
Before Class	**After Class**	**During Passing**	**During Lunch/Recess**	**During Class**
26	22	34	118	159
Classroom	**Cafeteria**	**Hallway/Stairs/Gym**	**Restroom**	**Playground**
168	28	33	16	134

2025-2026 --- Radley Discipline Report

TYPE of REFERRAL

	General Misbehavior	Open Defiance	Fighting or Intent to Harm	Bullying	Bus Discipline	Chronic Minor Behavior	Weapons or Substances	Vandalism	Threat or Intimidation	Theft	Harrassment	Profanity	monthly totals
September	15	13	7	1		5		2	5		6	1	55
October	8	20	15	2	1	7			7		5		65
November	8	10	7			2			8	1	2	1	39
December	3	18	5	2		5			3	1	7	1	45
January	13	22	4			2		1	2	3	5	1	53
February	15	30	5	1		10		3	4	3	2		73
March	4	6	2			2			2		1	2	19
April	5	13	5			4			4	1	3	1	36
May/June	10	18	6	1		4		1	2		5	1	48
total	81	150	56	7	1	41	0	7	37	9	36	8	433

CONSEQUENCES

	Warning	Time out	Work Detail	Conference	Parent Meeting	Bus Suspension	Recess Det.	Lunch Detention	Detention	**ISS	***OSS	Alternative	monthly totals
September	3	5	1	1	1	1	16	4		9	3	11	55
October	2	4		1	3	1	15	2		23	9	5	65
November		1	1		2		7			10	8	10	39
December	1	2		3	2		21	4		3	9		45
January		4			8		11			15	4	11	53
February		3	1		5		12	1		22	16	13	73
March	2	3					7	1		4	2		19
April		6	1		4		2			16	3	4	36
May/June		3			2		10	1		13	10	9	48
total	8	31	4	5	27	2	101	13	0	115	64	63	433

* Every office discipline referral results in a parent phone call, at a minimum.
** In-School Suspension
*** Out of School Suspension

East Valley Middle School

Success for All Students

EVMS June Board Report

Academics:

We are finishing up the 2025-26 year on a high note with math and English results on IXL.

		SKILL PROGRESS				ASSESSMENT GROWTH		
		Total questions answered	Skills practiced	Skills proficient	Skills mastered	Students with current levels	Current average level	Average monthly growth
Grade 6 144		331,099	10,476	6,553	4,934	141	601	+11
		118,631	3,366	1,850	1,526	143	609	+9
	ES	83	9	0	0			
Grade 7 141		203,931	8,309	4,558	3,640	131	681	+12
		107,031	3,795	1,978	1,569	139	754	+14
	ES	12	3	0	0			
Grade 8 144		240,989	8,726	5,479	3,937	136	743	+18
		95,249	3,195	1,806	1,414	129	775	+18
	ES	219	7	0	0			

Career Pathways class had many guests in to hear about many career paths that were organized by Mrs. Hayter and Mr. Yackley.









Behavior: As we wind down the year, I am excited for the current 7th graders to be the leaders of the school next year. They have consistently had low behavior numbers all year long. Our 6th grade students really impressed me this year with their low numbers as well. I have discussed my excitement with our 7th grade students and they seemed to match my enthusiasm and were proud of their efforts this year.

2025-26 Referrals	Referrals	Detentions	2024-2025 Referrals
August	2		
September	89	26	46
October	99	28	89
November	73	24	49
December	78	17	53
January	109	30	77
February	67	20	85
March	70	26	71
April	88	37	98
May	77	30	78

	Gen. Inapp. Beh	Open Defiance	Fighting	Bullying	Bus Discipline	Chronic Refocus	Weapons	Vandalism
August								
September	11	4	2	2	2	22	1	
October	20	8	8	3	2	14	2	1
November	12	11		2		8	1	
December	9	8	3	2	1	9		4
January	8	11	2	5	3	22		
February	6	11	1	2	3	9	1	2
March	12	7	2	2	3	4		1
April	8	9	3	3	1	6		1
May	8	13	1	1		4		3

	Threat/Intimi	Theft	Harassment	Assult	Disruption	Drugs/Tobacco/A	Cell Phone
August			1		1		
September	2		8		19	3	14
October	3	1	6	3	19	4	7
November	2		3	2	24		8
December	1	1	6	2	20		12
January	3		4	1	38	1	10
February	1		5	1	21		5
March	1	2	4	1	24	1	10
April	3	3	5		35	3	10
May	1	3	5	2	35		5

Consequences

	Warning	Intervention	Other	Parent Meeting	Lunch Det.	Detention	Parent Call	***OSS	Bus Suspensio
igust			1				1		
ptember	20	1	9	2	19	26	6	17	
tober	9	4	12		21	28	4	37	
vember	2	2	19		19	24	3	12	
cember	2	3	13	1	33	17	3	14	
nuary	3	8	20		42	30	8	14	
bruary	2	3	5		28	20	5	13	
arch	5	4	17		12	26	3	19	1
ril	10	2	12		28	37	3	17	1
ay		11	14		9	30	9	17	

By Grade	Aug.	Sept.	Oct	Nov.	Dec	Jan	Feb.	March	Apil	May
5th Grade			13	15	10	23	32	12	17	35
7th Grade			14	31	31	11	17	14	17	15
8th Grade		2	75	70	44	53	79	48	50	62

Location	Aug.	Sept.	Oct.	Nov.	Dec.	Jan.	Feb.	March	April	May
Classroom		1	68	65	58	60	90	51	52	64
Hallway		1	8	17	5	6	6	6	10	10
Playground			5	5	3	6	7	2	5	6
Cafeteria						1		1	1	1
Bathroom			2	4	2		1		2	6
Other Outside			3	6	4	4	2		1	2
Bus			2	2	1	1	3	3	3	1

2025-26 Referrals

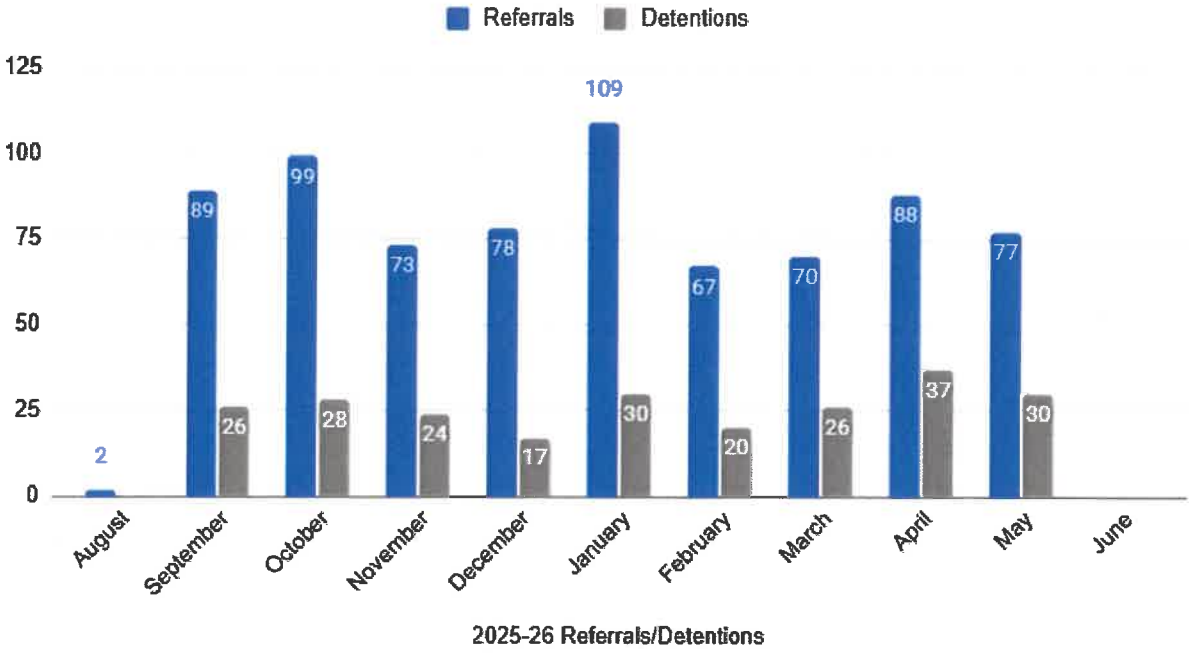

2025-26 Referrals/Detentions

2025-26 Lunch Detention

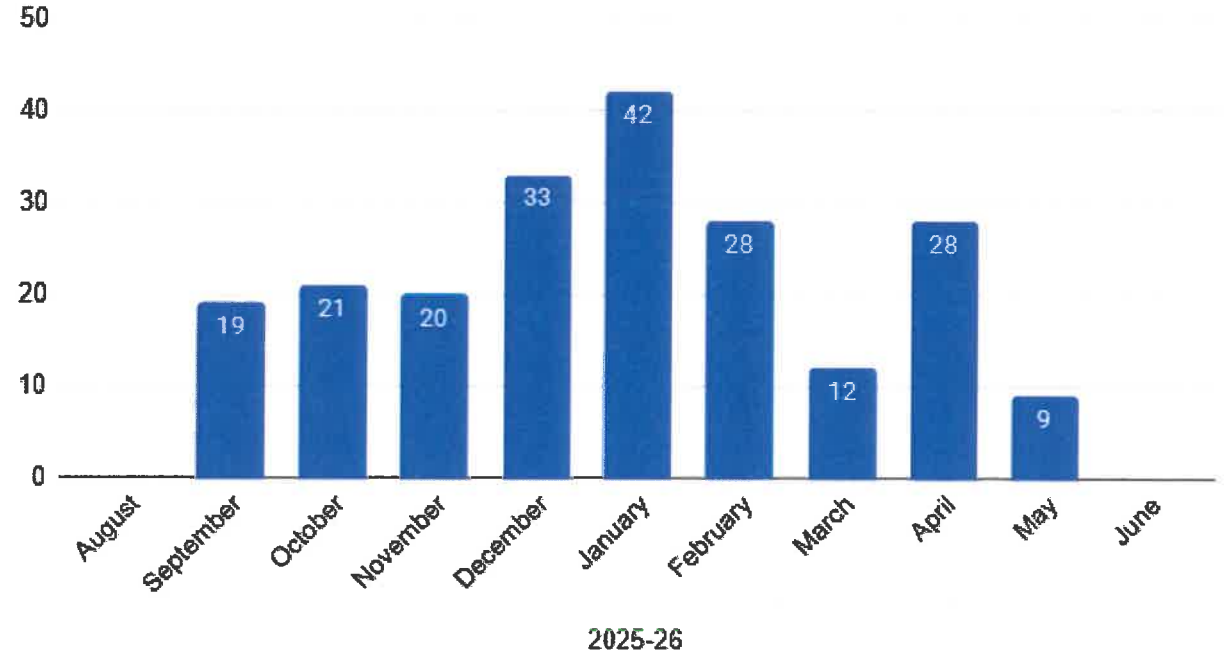

2025-26 OSS

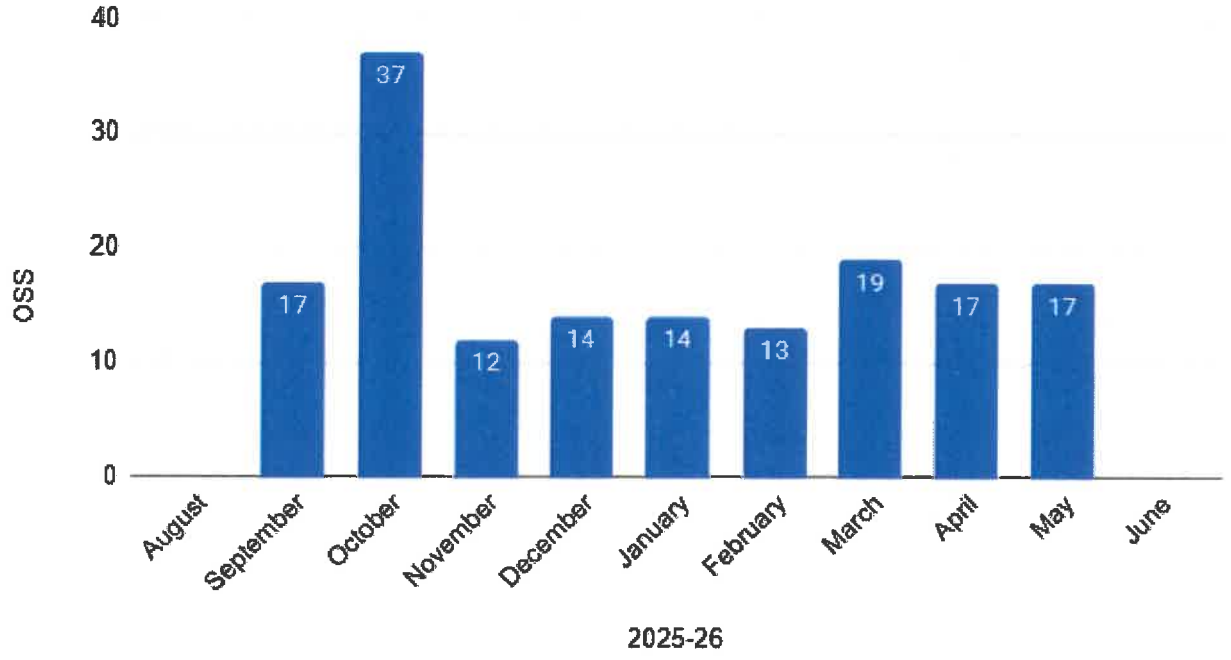

Types of Referrals - 2025-26

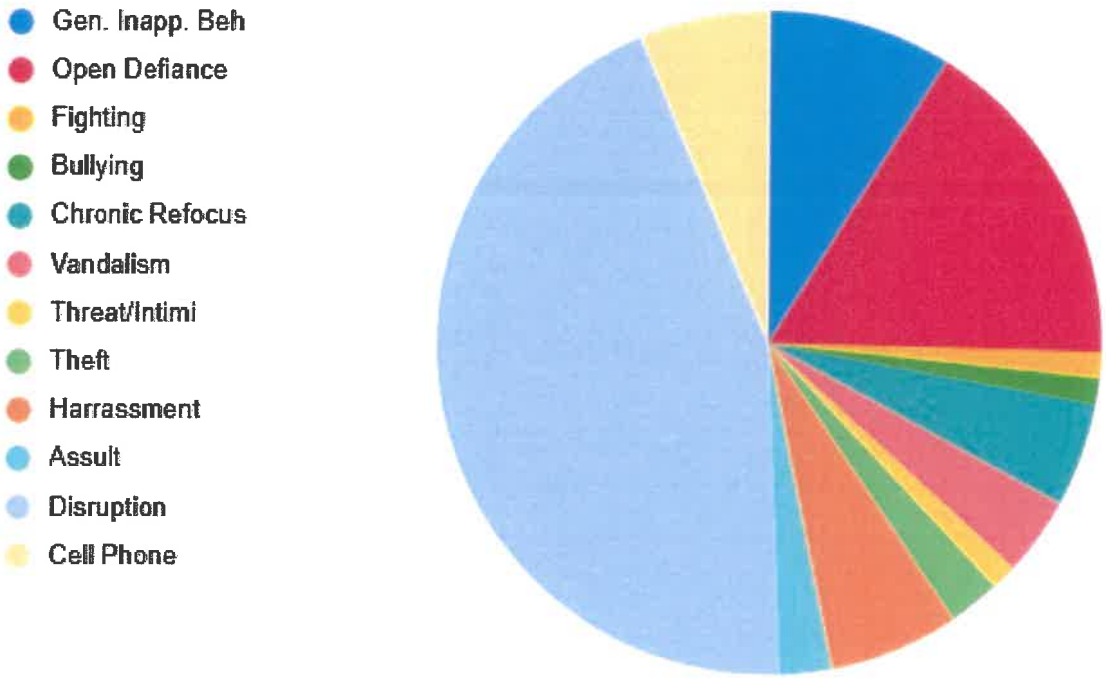

East Helena High School
"Home of the Vigilantes"
2760 Valley Drive, East Helena, MT 59635
(406) 227-7730 - Phone ▪ (406) 227-3520 - Fax

EHHS Principal Report

June 2026

Scholarship News

Calista Howard will Cheer for Montana State University, DeonDray Ellis will play Basketball for Columbia Basin College in Washington, and Talen Thatcher will play Basketball for Carroll College.

Sports

Baseball and Softball fell one game short of qualifying for the State Championships. Sophomore Lacey Brewer is the Divisional Tennis Champion. We hosted Divisional Track over 2 days with Rori Schoenfeld winning the Divisional Shot Put Title. Then at State Track Rori Schoenfeld was 2nd in Shotput, and Freshman Bailey Leuthard is the State High Jump Champion. In Club Sport 15 boys were involved in Helena Hydra Boys Rugby team's State Championship win, and 4 girls in the Girls Semi Finals at State.

Classes

Recent Field Trips have seen our Science classes learning at the Slag Pile, Prickly Pear Reserve as well as from the Arson Unit at the school. Our underclassmen Science students also travelled to Lewis and Clark Caverns. PE were at Trout Creek Canyon hiking, and Ag Classes went to Apple Bar Enterprises to look at produce manufacturing. Cooper Vermillion (Class of '27) scored at the same level in Spanish as his teacher in recent Spanish fluency tests.

Story Squad

A recent newspaper article was written about the work our HS Students do in role modelling and working with our K-2 students

End of Year Performances

Choir and Band farewelled their Seniors at their respective End of Year Concerts at the HS Stage (Choir) and the Main Gym (Band).

Shout Outs

To our Spring 26' extra-curricular activity coaches.
To the Graduation Committee of Counselors, Secretaries, Law Enforcement and Admin who planned the Graduation Ceremony.
To our Custodial Staff for the many hours they have put in leading up to, and after the Graduation Ceremony on top of their normal duties.
To all our student athletes who continue the rise of East Helena as a Class A force in more and more activities. The early days of struggle on the sporting front fading from memory in most activities.
Finally, to our teachers who continue to challenge our students to become better academics and people.

May/June Board Report- 2026
East Helena High School

Referral Totals and Tier Percentages:

The EHHS discipline report for the month of May/June is included in this report. This is reflective of discipline data through June 1st, 2026. Any discipline data after that date will be included for staff review at the beginning of the school year. For May/June we saw 55 referrals with 46 detentions. The percentage of students involved in referrals is listed below. If a student received a referral, they were reported in the Tier 2 numbers. If a student was assigned ISS or OSS, they were reported in Tier 3. The vast majority of our students received zero office referrals for the month. It is incredible to see so many of our students continuing to do what is expected of them while at school and model that behavior for other students.

PBIS Tiers	Students	Percentage
Tier 1	624	92.6%
Tier 2	45	6.7 %
Tier 3	5	0.7%

Discipline Report:

In May/June, EHHS saw a total of 55 office referrals and 46 detentions. Out of the total office referrals there was 2 In-School Suspensions (ISS) and 3 Out-Of School Suspensions (OSS), compared to 1 ISS and 1 OSS the previous year.

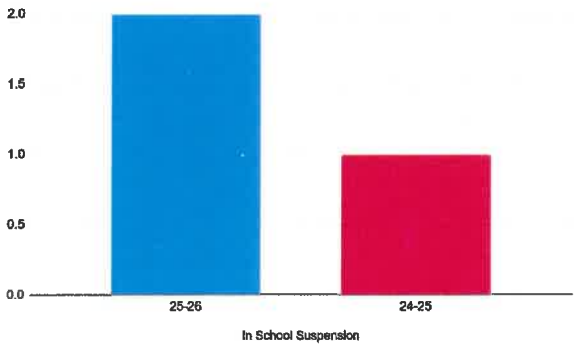

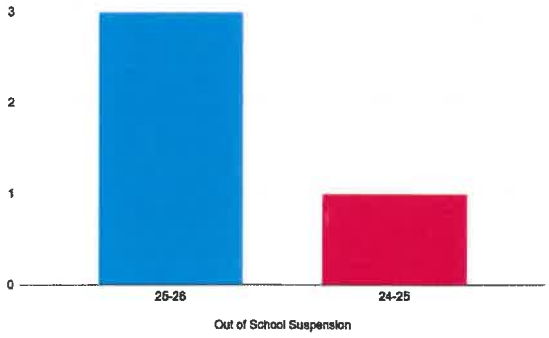

Office Referrals by Category:

The types of office referrals in May/June are outlined in the graph below. The vast majority of our referrals this month were general inappropriate behavior and skipping classes. These two areas continue to be an issue that have a staff goal of addressing throughout the next school year.

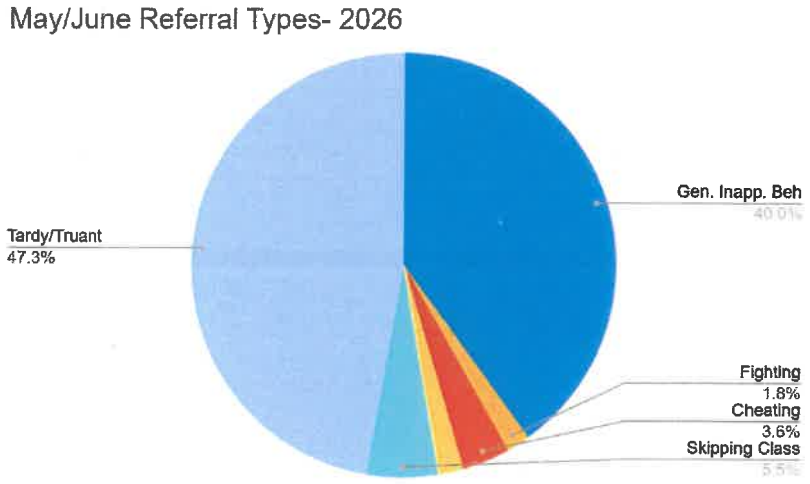

Office Referrals by Grade Level:
Office referrals in May/June came predominantly from the freshman and sophomore classes. Referrals from the upper classes have stayed consistently low throughout the year.

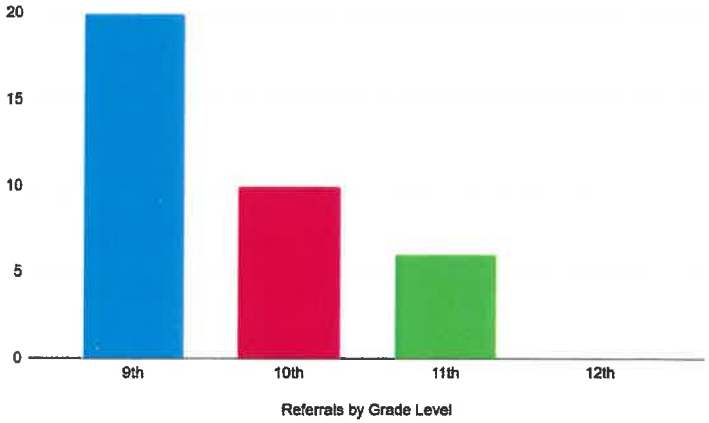

Work for the 2026-2027 School Year:
As a staff, we sat and discussed our concerns and areas we needed to focus on. This led to goal writing for the next school year and was one of the best discussions we have had as a staff this school year. The staff identified three goal areas (even though seven different groups had discussions) that we will focus on next year. These areas include attendance, students in the hallways/classrooms and working together as a staff. This is shown in our data and it will be great to work on these as a team moving forward. The goal is to have an "EHHS Vigilante Way" that will be evident in everything that we do for students and this community.

Sincerely,
Trish Klock
EHHS Vice Principal

Attached: End of Year Discipline Report

Office Referrals & Detentions 2025-2026

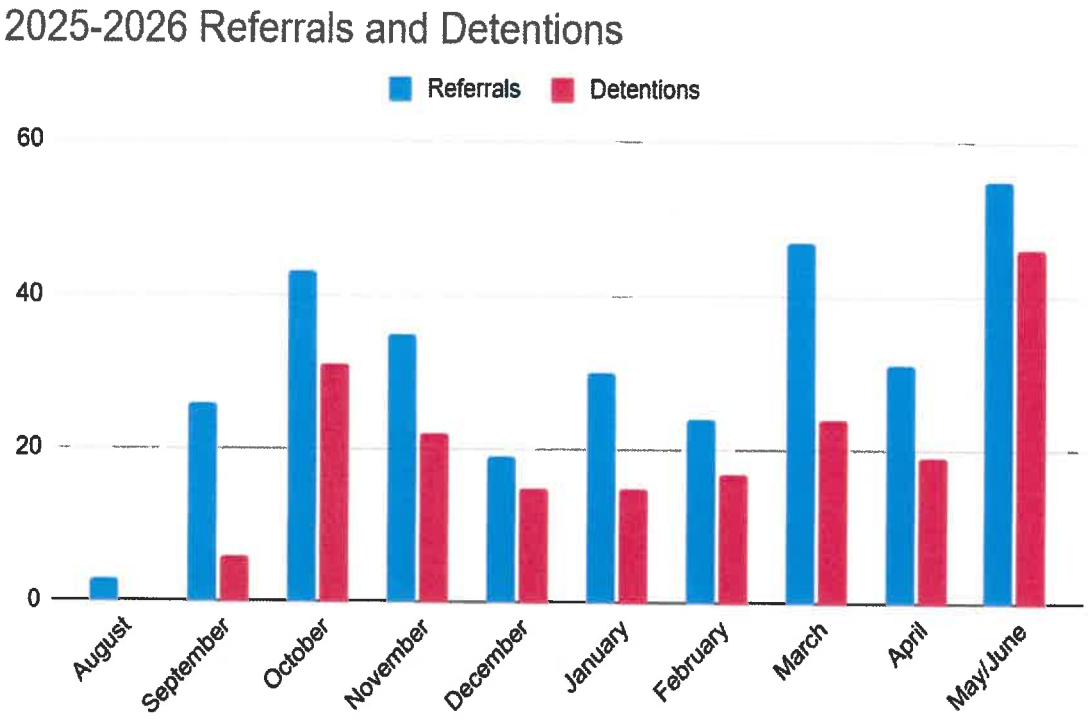

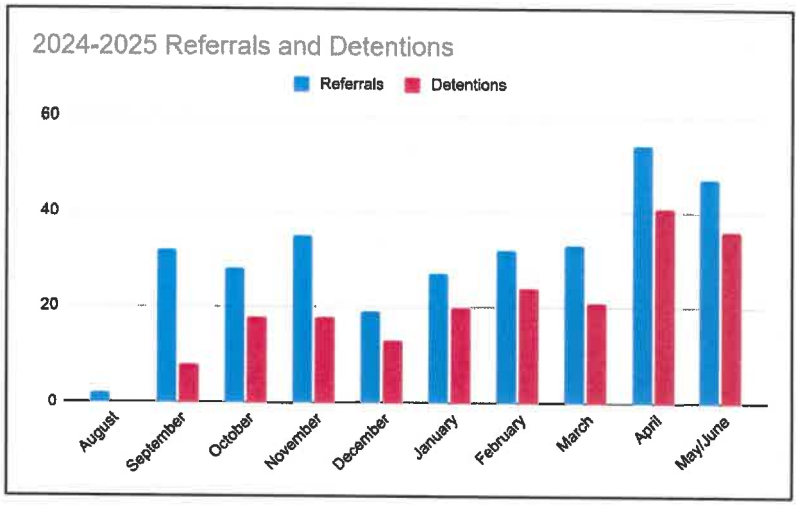

Referrals:

2024-25= Total: 309

2025-26= Total: 313

+1.29%

2025-26 In-School Suspensions

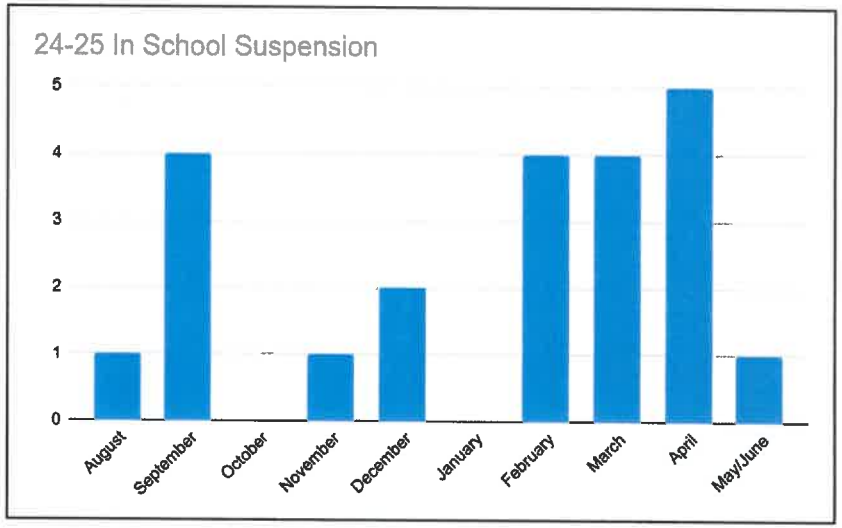

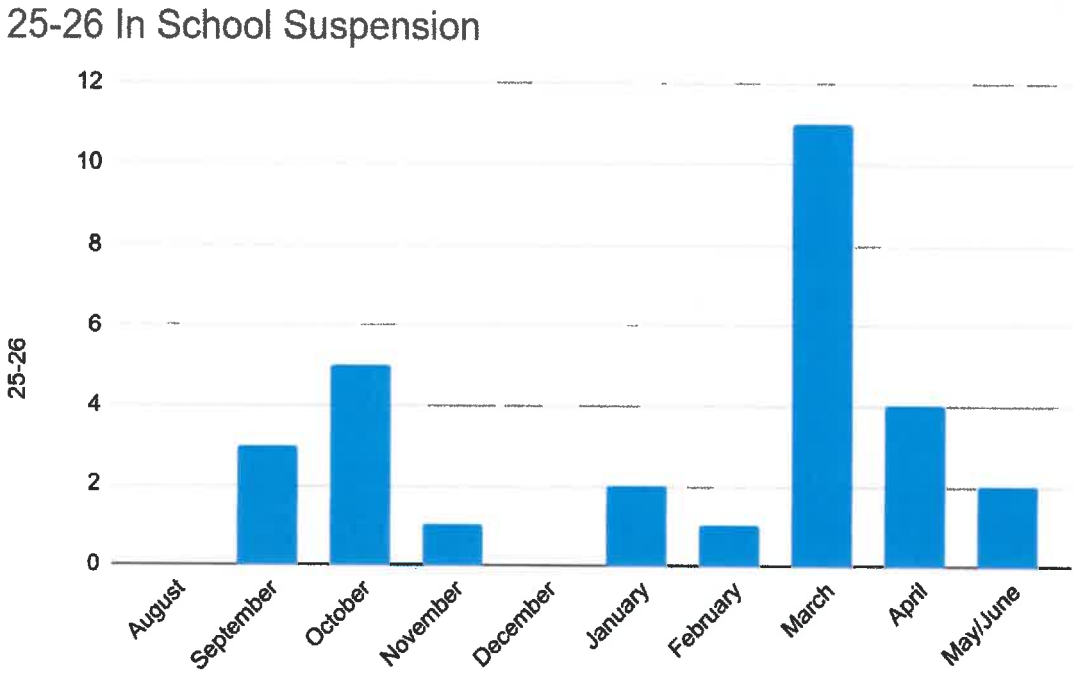

In-School Suspensions:

2024-25= Total: 22

2025-26= Total: 29

+31.8%

2025-26 Out-of-School Suspensions

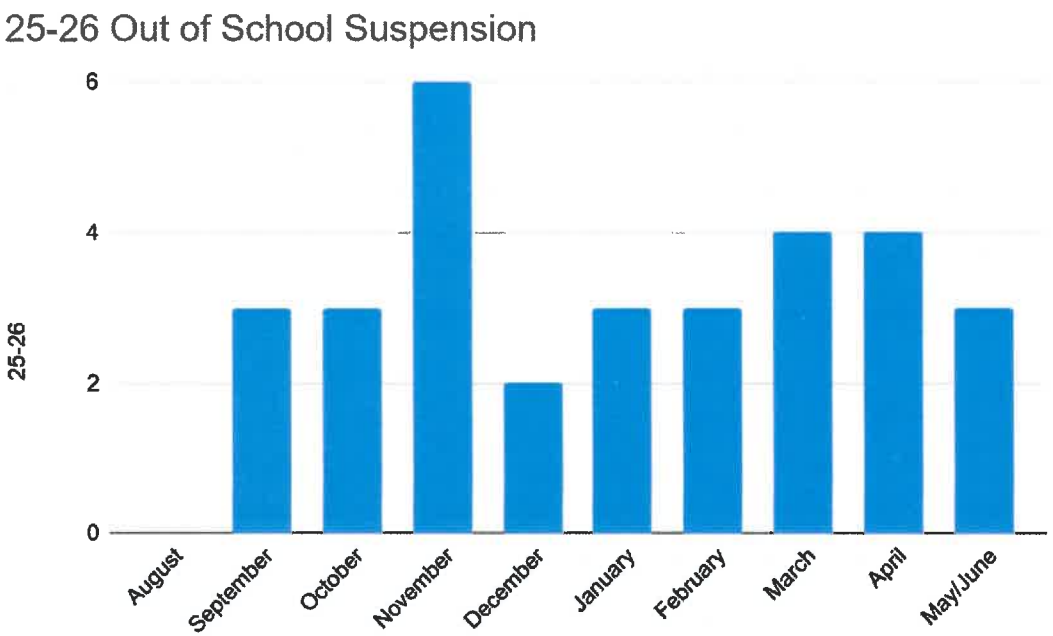

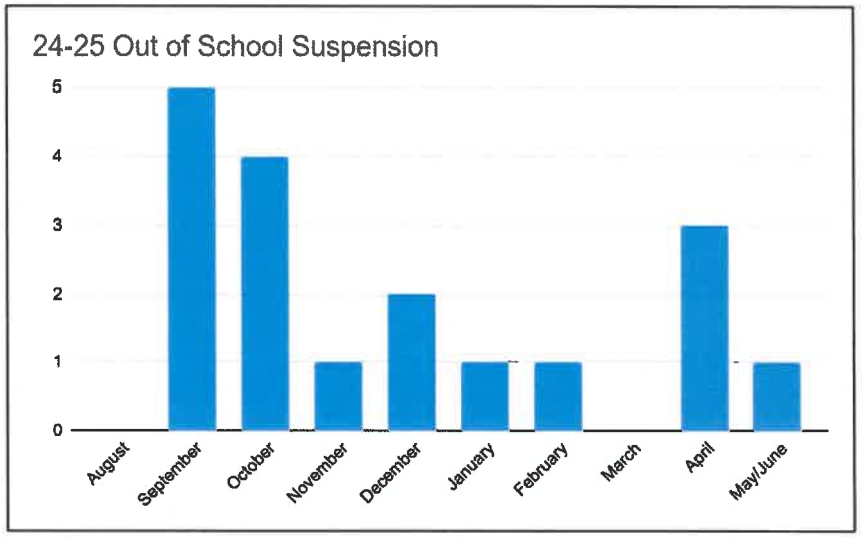

Out-Of-School Suspensions:

2024-25 Total= 16

2025-26 Total= 31

+93.8%

2025-2026 Office Referrals

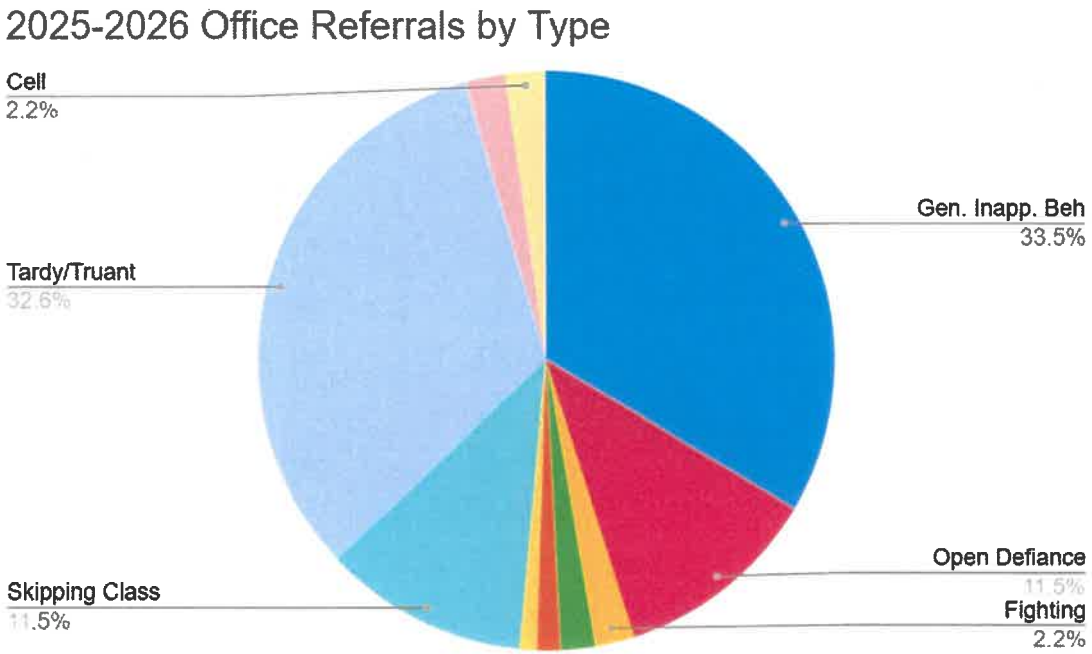

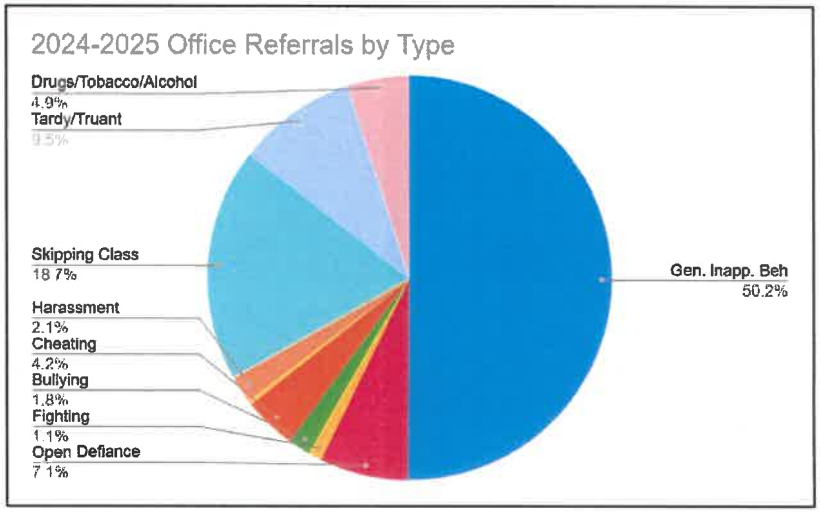

Vigilante Star Numbers

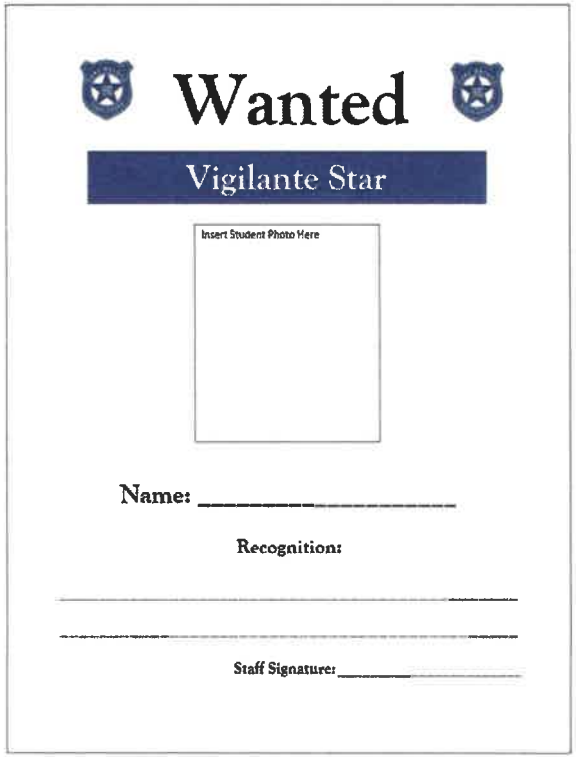



Small Vigilante Stars= 527

Large Vigilante Stars= 56

Total= 583

East Helena High School

School District No. 9 * P.O. Box 1280 * East Helena, MT. 59635

District Office (406) 227-7700 * EHH School Office (406) 227-7730

"Success For All"

To: East Helena School Board

From: Shaun Murgel

Subject: 05/11/2026

Activities: We have officially finished up the season with all of our teams. We have had a great spring to go along with our great year.

Baseball: They lost out in a Play in game to go to state, but a great year.

Softball: They lost out on the road to Havre in a play-in game for state but more wins then ever and a great step forward.

Tennis: They took 6 kids to state and Lacey Brewer went 2-2 at the meet just missing out on placing.

Track: We had a great meet. They took 23 kids to the meet. Bailey Leuthard took home first place in the high jump, Rori Schoenfeld placed 2 in the Shot. Our boys 4 x 400 team took 8th and posted their best time of the season.

Transportation: We finished strong but we still could use some more sub drivers to help fill the gaps when we have all of our sports teams on the road. All of our drivers that take our clubs and activities on the road seem to really bond with each program and we have drivers that like being with the different programs.

Kirk Hedrick khedrick@ehps.k12.mt.us Transportation Supervisor Contact

https://ehhs.ehpsmt.gov/ehhs-athletics-activities/athletics-updates/sports

District Website link:

https://www.ehpsmt.gov/

AD Newsletter link:

https://ehhs.ehpsmt.gov/ehhs-athletics-activities/athletics-updates

Facilities: We will be busy this summer with different groups coming in to use the buildings but we have time for our maintenance and custodial crews to finally get to deep clean our facilities this summer.

Facility Use Schedule Link and my email:

https://www.ehpsmt.gov/district-facilities/district-facility-use/facility-reservation-instructions

smurgel@ehps.k12.mt.us.

Thanks

Shaun Murgel

EHPS Technology Report

June 8th, 2026

To the EHPS Chairman and Board of Trustees,

End of Year reporting is here! Over the past couple weeks I've been digging through the data and working with other staff around the district to ensure everything is up to date. Once school has wrapped up for the year, they should be ready to certify within a day or two.

Other than reporting, we are currently focused on end of year tasks. Some of these are:

- Closing out the remaining tickets
- Collecting and repairing broken devices
- Inventorying all devices
- Deploying the 60 staff Windows PC's
- Office cleanup/organization
- Updating documentation
- Finishing any Infinite Campus setups for next year. This includes EVMS's transition to cross-site courses for EVMS/227 Academy. Feedback from the high school this year has been positive so we are making this transition at the middle schools as well. I am not 100% sure, but I think we are still the only ones using this setup in the state.

One big task I'd like to complete this summer is to check infrastructure at Radley and Eastgate and begin repairing and properly marking ports and cables. Many do not work at all, others are incorrectly marked, and a simple task can become time consuming.

Overall, we have a lot of tasks on our agenda that we want to wrap up before the next school year starts and it will be a sprint until then!

Thank you for your time,

Eric Power
Technology Coordinator

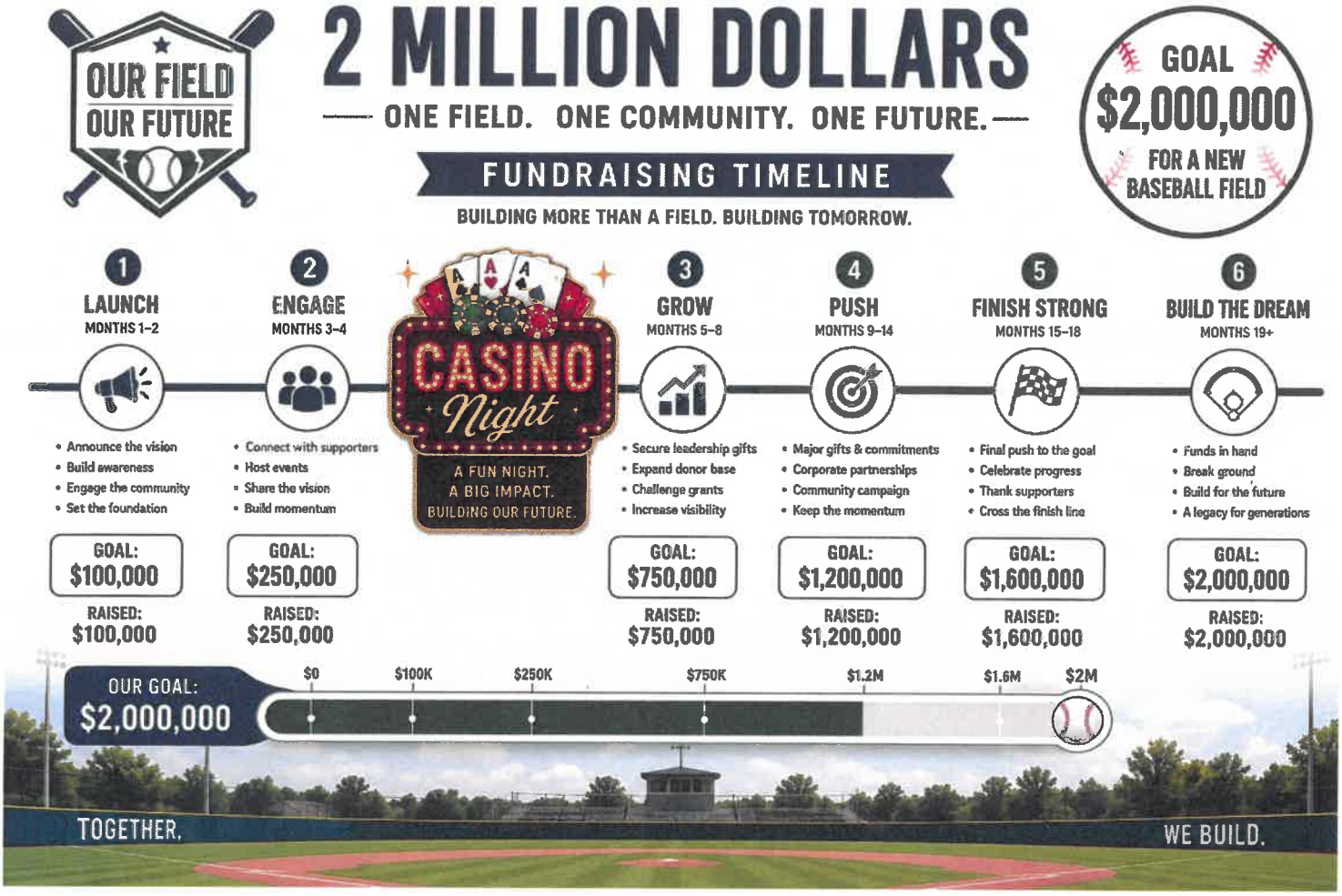
OUR FIELD
OUR FUTURE
2 MILLION DOLLARS
ONE FIELD. ONE COMMUNITY. ONE FUTURE.
FUNDRAISING TIMELINE
BUILDING MORE THAN A FIELD. BUILDING TOMORROW.
GOAL
$2,000,000
FOR A NEW
BASEBALL FIELD
1
LAUNCH
MONTHS 1–2
• Announce the vision
• Build awareness
• Engage the community
• Set the foundation
GOAL:
$100,000
RAISED:
$100,000
2
ENGAGE
MONTHS 3–4
• Connect with supporters
• Host events
• Share the vision
• Build momentum
GOAL:
$250,000
RAISED:
$250,000
CASINO
Night
A FUN NIGHT.
A BIG IMPACT.
BUILDING OUR FUTURE.
3
GROW
MONTHS 5–8
• Secure leadership gifts
• Expand donor base
• Challenge grants
• Increase visibility
GOAL:
$750,000
RAISED:
$750,000
4
PUSH
MONTHS 9–14
• Major gifts & commitments
• Corporate partnerships
• Community campaign
• Keep the momentum
GOAL:
$1,200,000
RAISED:
$1,200,000
5
FINISH STRONG
MONTHS 15–18
• Final push to the goal
• Celebrate progress
• Thank supporters
• Cross the finish line
GOAL:
$1,600,000
RAISED:
$1,600,000
6
BUILD THE DREAM
MONTHS 19+
• Funds in hand
• Break ground
• Build for the future
• A legacy for generations
GOAL:
$2,000,000
RAISED:
$2,000,000
OUR GOAL:
$2,000,000
$0
$100K
$250K
$750K
$1.2M
$1.6M
$2M
TOGETHER.
WE BUILD.


FOR SALE
2721


2721







Route 1 AM		Route 1 PM	
6:50	Leave the Bus Barn	3:15	Eastgate
7:15	Jimtown Road	3:20	EVMS
7:17	7435 York Rd		
7:19	York Bar	3:26	Radley
7:28	Autumn Winds Ct	3:29	Prickly Pear
7:31	Lakeside Store	3:35	EHHS
7:34	Deal Lane	3:45	4605 York
7:36	Hart Lane	3:47	Hart Lane
7:38	4605 York	3:49	Deal Lane
7:48	EVMS	3:52	Lakeside Store
7:55	EHHS	3:55	Autumn Winds Ct
8:00	Radley	4:04	Jimtown Road
8:02	PPE	4:05	7435 York Rd
8:08	Eastgate	4:06	York Bar

Route 2 AM		Route 2 PM	
6:45	Leave the Bus Barn	3:10	Eastgate (1st in line)
7:15	Magpie	3:15	EVMS
7:20	Water Dance	3:20	Radley
7:21	Painted Pony	3:25	PPE
7:23	Dam Bar (Cave Gulch)	3:30	EHHS
7:26	Yacht Basin	3:45	5412 CFR
7:30	Eagle Bay Dr	3:45	5414 CFR
7:32	Vince's Ct	3:46	5420 CFR
7:34	Shawn Dr	3:48	Ogle View
7:35	Ogle View	3:49	Shawn Drive
7:36	5412 CFR	3:50	Vince's Ct
7:37	5414 CFR	3:51	Eagle Bay Dr
7:37	5420 CFR	3:53	Yacht Basin
7:45	EHHS	3:59	Dam Bar
7:55	EVMS	4:00	Painted Pony
8:05	Radley	4:00	Water Dance
8:08	PPE	4:05	Magpie
8:12	Eastgate		

Route 3 AM		Route 3 PM	
7:10	Leave the Bus Barn	3:10	Prickly Pear (3rd- after #4)
7:24	Kier/Elkhorn	3:18	Radley
7:25	Saffron Lane	3:28	Eastgate
7:26	Kier/Kraut Lane	3:32	EVMS
7:27	3562 Kier Dr	3:40	EHHS
7:28	KT Lane	3:43	Grandview
7:29	Meadow Lane	3:44	Lanning
7:33	Tiber Ct	3:45	Morello
7:34	Step Toe	3:51	Tiber Ct
7:35	Needle Ct	3:51	Step Toe
7:38	CFR/Wheatland	3:52	Needle Ct
7:43	Morello Rd/ Valley	3:56	Kier/Elkhorn
7:44	Lanning/ Valley	3:57	Saffron
7:45	Grandview/Valley	3:58	Kier/Kraut Lane
7:47	East Helena High	3:56	3562 Kier Dr (Trailer Ct)
7:49	Radley	3:59	KT Lane
7:51	Prickly Pear	4:00	Meadow Lane
7:55	EVMS	4:05	CFR/ Wheatland Dr
8:06	Eastgate		

Route 4 AM	
7:13	Leave the Bus Barn
7:24	Drake/ Spokane CR
7:25	2844 Spokane Creek Rd
7:25	Pinecone Rd/SCR
7:25	2778 Spokane Rd.
7:26	Mitchell Gulch
7:27	2460 Spokane CR
7:28	Spokane Ranch/SCR
7:30	3D Road/SCR
7:32	Harvest Loop/SCR
7:37	Radley
7:47	Prickly Pear
7:52	East Helena High
7:58	EVMS
8:05	Eastgate

Route 4 PM	
3:10	Prickly Pear
3:18	Radley
3:25	Eastgate
3:30	EVMS
3:40	EHHS
3:55	Drake/SCR
3:55	2844 Spokane Ck Rd
3:56	Pinecone/SCR
3:56	2778 Spokane Ck Rd
3:57	Mitchell Gulch
3:58	2460 Spokane Creek Rd
4:00	Spokane Ranch/SCR
4:00	Spokane Ranch/SCR
4:02	3D/SCR
4:04	Harvest Loop/SCR
4:08	5020 US Hwy 20 E. *Bus stop sign

Route 5 AM		Route 5 PM	
7:24	Leave the Bus Barn	3:10	Eastgate
7:30	3120 Holmberg	3:15	EVMS
7:30	3140 Holmberg	3:20	Prickly Pear
7:31	Hines/Argenta	3:25	Radley
7:33	4212 Stillwell	3:35	East Helena High
7:34	3280 Strom	3:55	Holmberg Mailboxes
7:34	3216 Strom	3:56	3120 Holmberg
7:35	3133 Strom	3:57	3140 Holmberg
7:35	3147 Strom	3:58	Hines/Argenta
7:36	Kendall/Strom	3:59	4212 Stillwell
7:36	Stillwell/Kendall	4:00	3280 Strom
7:38	3174 Stillwell	4:01	3216 Strom
7:43	3191 Stillwell	4:01	3133 Strom
7:44	Argenta/Iverson	4:02	3174 Strom
7:49	EVMS	4:02	Kendall/Strom
7:53	Radley	4:03	Stillwell/Kendall
7:56	Prickly Pear	4:03	3146 Stillwell
8:00	East Helena High	4:04	3191 Stillwell
8:08	Eastgate	4:05	Argenta/Iverson

3120 Holmberg (Prev. 3143 Holmberg) & 3140 Holberg Dr. (Prev. Holmberg/Iverson)., 4212 Stillwell Dr. (Prev. Hines/Stillwell) 3174 Stilwell Dr.(prev. 3146 Stillwell), 3133 Strom (Prev. Strom/Iverson), are more specific P/U locations at homes, rather than intersections

Same locations as 25-26

Route 6 AM	
7:12	Leave the Bus Barn
7:19	Elk View
7:26	Alpine View/Berwin
7:28	Twilight/Runkle
7:36	MVM Park (Alice St)
7:37	Helen P. Clark/Alice
7:45	Radley
7:50	Prickly Pear
7:55	EHHS
8:05	EVMS
8:10	Eastgate

Route 6 PM	
3:13	Radley
3:17	Prickly Pear
3:20	Eastgate
3:30	EVMS
3:35	EHHS
3:48	Alpine View/Berwin
3:50	Twilight/Runkle
3:55	MVM Park (Alice St.)
3:56	Helen P. Clark/Alice
4:06	Elk View

Route 7AM		Route 7 PM	
7:05	Leave the Bus Barn	3:12	Radley
7:15	Herron Creek	3:15	Prickly Pear
7:25	Ranger Dr	3:20	EHHS
7:40	Pele Park	3:25	Eastgate
7:42	East View	3:35	EVMS
7:43	Elk View	3:40	Pele Park
7:47	EHHS	3:43	East View
7:52	Radley	3:43	Elk View
7:54	Prickly Pear	4:08	Ranger
8:00	EVMS	4:18	Herron Creek
8:08	Eastgate		

Route 8 AM	
7:22	Leave the Bus Barn
7:24	Boundary/Lake Helena
7:26	Lake Helena/Swan
7:27	Monarch/Vermilion
7:28	Vermillion/Musselshell
7:29	Musselshell/Highwood
7:34	Holmberg/Berkshire
7:35	Berkshire/Ranger
	Shuttle AM
7:45	EHHS
7:50	EVMS
7:55	Eastgate
8:10	Radley
8:15	Prickly Pear

Route 8 PM	
3:10	PPE
3:15	Radley
3:20	EHHS
3:30	EVMS
3:40	Eastgate
3:50	Boundary/Lake Helena
3:51	Lake Helena/Swan
3:52	Monarch/Vermilion
3:52	Vermillion/Musselshell
3:54	Musselshell/Highwood
3:55	Holmberg/Berkshire
3:55	Berkshire/Ranger
3:56	Highfield/Ranger

Route 9 AM	
7:10	Leave the Bus Barn
7:14	McClellan
7:19	1800 Spokane Creek
7:20	Matt Staff/Mailboxes
	RTE #10 STOP
7:22	SCR/Johnson Road
	STOP REMOVED
7:24	SCR/Pine Cone Rd
	STOP REMOVED
7:28	SCR/Gindale
7:35	3796 Meadowlark
	STOP REMOVED
7:37	3777 Meadowlark
7:38	Meadowlark/Skylark
7:39	Meadowlark/Dove
7:41	Trerise
7:43	EHHS
7:48	Radley
7:50	PPE
7:55	EVMS
8:00	Eastgate

Route 9 PM	
3:10	Eastgate
3:17	EVMS
3:22	Radley
3:26	PPE
3:30	East Helena High
3:33	Trerise
3:37	3796 Meadowlark Rd
	STOP REMOVED
3:39	3777 Meadowlark
3:40	Meadowlark/Skylark
3:41	Meadowlark/Dove
3:47	McClellan
3:52	1800 Spokane Creek
3:54	Matt Staff/Mailboxes
	RTE.#10 STOP
3:56	SCR/Johnson Road
	STOP REMOVED
3:58	SCR/Pine Cone Rd
	STOP REMOVED
4:00	SCR/Gindale

Route 10 AM		Route 10 PM	
7:09	Leave Bus Barn		
7:17	SCR/Spokane Ranch Rd.	3:11	Radley
7:30	Peaks/War Eagle	3:14	PPE
7:32	Eloise Cobell/Jeanette Rankin		
7:36	Pele Park	3:20	EHHS
7:42	EHHS	3:28	EVMS
7:45	Radley	3:25	Eastgate
7:49	PPE	3:35	Peaks/War Eagle
		3:37	Eloise Cobell/Jeanette Rankin
7:53	EVMS	3:43	Pele Park
8:00	Eastgate	3:56	Spokane Cr/Spokane R

Shuttle Bus AM

7:35 Radley

7:38 Prickly Pear

7:43 EHHS

7:49 EVMS

7:56 Eastgate

8:03 EVMS

8:07 Radley

8:11 Prickly Pear

8:16 Eastgate

***Para ride from Radley**

Shuttle Bus PM

3:05 Eastgate **(first in line)**

3:12 Radley

3:15 Prickly Pear

3:17 EHHS

3:21 EVMS

3:26 Eastgate

3:32 EVMS

3:36 Radley

3:39 Prickly Pear

3:41 EHHS

3:48 Eastgate

***Para ride from Eastgate**

Setting Fees for the '26-'27 School year

Commentary: The Board will consider adjusting the following amounts for 2026-27:

Fees	Current 25-26	26-27 Proposed
Copies	$0.15/page	$0.15/page
Technology Use Fee	$10.00	$10.00
Student Breakfast	$1.80	$1.80
Student Lunch	$3.00	$3.00
Reduced Breakfast	$0.30	$0.30
Reduced Lunch	$0.40	$0.40
Milk -Single Carton	$0.50	$0.50
A La Carte	$1.50	$1.50
Adult Breakfast	$2.00	$2.00
Adult Lunch	$4.30	$4.30
Headstart Breakfast	$1.90	$1.90
Headstart Lunch	$3.40	$3.40
Headstart Snack	$1.50	$1.50
After School Snack	$1.00	$1.00
Music Program Rental Fees		
Instrument Annual Rental Fee	$75.00	**$80.00**
Reduced Lunch rate	$40.00	**$45.00**
Free Lunch rate	$0.00	$0.00
District wide percussionist fee (annual)	$10.00	$10.00

	Current 25-26	26-27 Proposed
Substitute Staff Pay		
Substitute (Certified)	$140 to start; $155* with minimum service	**$145 to start; $160* with minimum**
Substitute (Non-certified)	$130 to start; $145* with minimum service	**$135 to start; $150* with minimum service**
Classified substitute pay (hourly)		
Kitchen Aide 1	$14.90	**$15.05**
Kitchen Aide II	$14.65	**$14.80**
Paraprofessional	$15.80	**$15.95**
Secretary	$17.50	**$17.65**

Bus Driver	$24.90	**$25.90**
Maintenance	$17.25	**$17.40**
Custodian	$16.80	**$16.95**
Interpreter As per substitute pay above		
Tutor As per sub pay above		
Teacher hourly compensation	$23.00	**$24.00**

EVMS Sports Participation Fees	Current 25-26	26-27 Proposed
1st Sport	$35	$35
Additional Sport	$10	$10

EHHS		
Student Parking Pass	$10	$10
Student Activity Pass	$40	$40
Adult Activity Pass	$60	$60
Student Activity Fee:		
1st Season	$45	$45
2nd Season	$40	$40
3rd Season	$40	$40
Family MAX	$170	$170
School Day Driver's Ed (Drive option)	$50	$50
After School/Summer Driver's Ed	$200	$200

EHHS Course Fees	Current 25-26	26-27 Proposed
Pottery	$30.00	$30.00
Studio and Photography	$20.00	$20.00
Lifetime Sports	$80.00	$80.00
Carpentry I	$25.00	$25.00
Carpentry II	$30.00	$30.00
Welding I	$30.00	$30.00
Welding II	$20.00	$20.00
Welding III	$20.00	$20.00
Culinary I -ProStart 1	$30.00	$30.00
Foods For Life	$30.00	$30.00
Taste of Culture	$30.00	$30.00
ProStart 2	$30.00	$30.00

	Current 25-26	26-27 Proposed
Facility fees		
per hour fees		
Elementary/Middle School Gym	$20.00	$20.00
EHHS Gym	$50.00	$50.00
Classroom	$12.00	$12.00
Cafeteria	$12.00	$12.00
Athletic Fields/Courts	$12.00	$12.00
Turf Athletic Field - All Services	$400.00	$400.00

	Current 25-26	26-27 Proposed
per usage fees		
Turf Athletic Field simple game/practice	$150/game/practice	$150/game/practice
All weather track - Timing Services	$200/Meet	$200/Meet
All weather track simple practice/meet	$100/practice meet	$100/practice meet

(Facility use rentals are charged half the regular rate when 25% or more of the involved students are enrolled EHPS Students)

(A custodial overtime rate of $30/hour* will be applied to facility rentals that occur at any time custodians would not be regularly scheduled to work.)

BOLDFACE Type indicates change from 25-26

Independence BANK

Independence Bank School Spirit Debit Card Program Participation Agreement

The _EAST HELENA PUBLIC SCHOOLS___ agrees to participate in the Independence Bank School Spirit Debit Card Program.

As a participant, the __EAST HELENA PUBLIC SCHOOLS__agrees to allow Independence Bank to utilize digital images and verbiage depicting the school mascot and the school colors in a debit card image designed specifically for the __EAST HELENA HIGH SCHOOL VIGLANTES. That image will be printed on the __EAST HELENA HIGH SCHOOL VIGLANTES__School Spirit debit cards in all Independence Bank branches as requested by our customers and utilized in promotional marketing and advertising for the Independence Bank School Spirit Debit Card Program.

In exchange, Independence Bank will meet the terms laid out in the Independence Bank School Spirit Debit Card Program as of this date. Those terms read as follows:

- For each transaction made with an EAST HELENA HIGH SCHOOL VIGLANTES debit card, $.05 will be donated by Independence Bank to _EAST HELENA PUBLIC SCHOOLS_____.
- Once a year, Independence Bank will present the annual donation from EAST HELENA HIGH SCHOOL VIGLANTES School Spirit debit card transactions to the __EAST HELENA PUBLIC SCHOOLS_____.
- The annual minimum donation to _EAST HELENA PUBLIC SCHOOLS_____will be $400.
- The annual maximum donation to EAST HELENA PUBLIC SCHOOLS _____will be $10,000.

Participation in the Independence Bank School Spirit Debit Card Program is free to the _EAST HELENA PUBLIC SCHOOLS_____. The __EAST_HELENA PUBLIC SCHOOLS _____will be solely responsible for the distribution of donated funds.

The terms of this agreement are binding until either party ceases to be operational, the terms of the Independence Bank School Spirit Debit Card Program change, or the Independence Bank School Spirit Debit Card Program ceases to exist. If program terms change, Independence Bank will contact the __EAST HELENA PUBLIC SCHOOLS_____and provide an updated participation agreement.

The above terms have been reviewed and the EAST HELENA PUBLIC SCHOOLS and Independence Bank accept them as written.

Official Representative	Date
Independence Bank Representative	Date