

Eastchester UFSD SPECIAL BOE MEETING

June 1, 2026



SOARING TO EXCELLENCE
EASTCHESTER
UNION FREE SCHOOL DISTRICT

Reductions:



58.3 Full Time Employees will be cut

Round 1 Personnel Reductions **25.4 FTE**

Round 2 Personnel Reductions **32.9 FTE**

Personnel Reductions by Department

- **Facilities** **1.0 FTE** - EHS
- **Secretarial** **3.0 FTE** - Central Office, EHS, EMS
- **Technology** **1.0 FTE** - District Wide
- **Monitors** **2.0 FTE** - District Wide
- **Permanent Building Substitutes** - **5.0 FTE** - All Schools
- **Permanent Substitute Monitors** - **2.0 FTE** - GV, AH
- **Administrator** **0.5 FTE** - Central Office Special Education
- **WV Teachers** **1.0 FTE** - Math Coach
- **AH Teachers** **3.5 FTE** - Math Coach, Gr. 2, Gr. 3, Library
- **GV Teachers** **2.0 FTE** - Math Coach, Gr. 4
- **EHS Teachers** **3.0 FTE** - Science, English, Library
- **EMS Teachers** **1.4 FTE** - Technology/Digital
- **Citizenship/Health**

Community:

- School Resource Officer (SRO) **(2.0 FTE)**

Special Education*:

- Sped Teacher **(4.0 FTE)**
- T. Assistant **(8.0 FTE)**
- Nurse **(0.9 FTE)**
- SLP **(0.3 FTE)**
- Counselor **(2.0 FTE)**

Elementary:

- FLES Teacher **(2.0 FTE)**
- Library **(0.5 FTE)**
- Literacy Coach **(2.0 FTE)**
- MTSS **(1.0 FTE)**
- Teacher **(1.0 FTE)**

Middle School:

- Specialized Reading **(0.5 FTE)**
- FL 6th Gr. **(1.0 FTE)**
- Add'l Teachers by Department **(4.3 FTE)**
- Science; Math; PE; Art; Health

High School:

- Add'l Teachers by Department **(3.4 FTE)**
- Social Studies; Math; Physical Education; TV Production

Total:
(\$2,134,811)



SOARING TO EXCELLENCE
EASTCHESTER
UNION FREE SCHOOL DISTRICT

REVOTE:
**Transportation
Proposition Update &
Community Feedback**

June 1, 2026, 7PM
EMS Library



Revised for Revote
2026-2027 (FY27) Total Proposed Tax Levy Increase at 2.35%

Current Total Adopted 2025-2026 (FY26) Levy	Proposed Total 2026-2027 (FY27) Levy	Total Dollar Increase from Current Adopted Levy to Proposed Levy	Total % Tax Levy Increase
\$83,593,100	\$85,553,358	+\$1,960,258	2.35%

Revised for Revote 2026-2027 (FY27) Total Budget to Budget Increase

Current Total Adopted 2025-2026 (FY26) Budget	Proposed Total 2026-2027 (FY27) Budget	Total Dollar Increase from Current Adopted to Proposed Budget	Total % Increase from Budget to Budget
\$110,914,498	\$112,730,666	+ \$1,816,168	1.64%

A 2.35% Second Budget Tax Levy Proposal will require an **additional reduction of -\$4,127,766** from the originally approved 6.31% Tax Levy Adopted budget.

2 Reduction Scenarios to Get to the 2.35% Tax Levy Budget



Reduction Scenarios

Scenario 1 Reductions*

• Personnel Reductions (32.9 FTE).....	(\$2,134,811)
• Transportation (3-Tier).....	(\$494,000)
• Athletics.....	(\$115,955)
• Arts/Advisory.....	(\$270,000)
• BOCES.....	(\$336,000)
• Special Ed.....	(\$145,000)
• District Specific Lines	(\$177,000)
• Safety/Security	(\$360,000)
• Mental Health and Wellness	(\$90,000)
Total.....	(\$4,122,766)

Scenario 2 Reductions*

• Personnel Reductions (4.5 FTE).....	(\$353,603)
• Transportation (State Req. Mileage).....	(\$2,280,208)
• Athletics.....	(\$115,955)
• Arts/Advisory.....	(\$270,000)
• BOCES.....	(\$336,000)
• Special Ed.....	(\$145,000)
• District Specific Lines.....	(\$177,000)
• Safety/Security	(\$360,000)
• Mental Health and Wellness	(\$90,000)
Total.....	(\$4,122,766)

*These scenarios are in addition to the \$3M of cuts as part of the first 6.31% budget scenario

Proposition on the Budget Ballot

Current Eastchester Bus Mileage is
significantly less than
NYS Mileage Guidance.

Changing current 'bus mileage'
requires a vote.

Scenario 1

Proposition #1

School Budget with a 2.35% tax levy increase



Proposition #2

Adopt NYS Guidelines on Transportation Mileage



District will **maintain** the current reduction of of 29.9 full time employees



**Both
Scenario
s**

1 & 2 Pass

**the
Budget**

Scenario 2

Proposition #1

School Budget with a 2.35% tax levy increase



Proposition #2

Adopt NYS Guidelines on Transportation Mileage



District will **eliminate 58.3 full time positions**

WORST-CASE SCENARIO

Scenario 3

Proposition #1

School Budget with a
2.35% tax levy increase



Proposition #2

Adopt NYS Guidelines on
Transportation Mileage



District will enter into a **contingency budget**,
and cut a total of \$5.3 million

BUS SCENARIO 1

(Action to put on upcoming ballot taken on May 26, 2026)

ADHERE TO NY STATE WALKING MILEAGE

Proposition to adjust current walking mileage to NY state guidelines to **3 miles for secondary students (9-12)** and **2 miles for elementary/middle students (K-8)**.

Cost Savings - NYS Guidelines

Cost Savings - # OF VEHICLES REDUCED

school year	# of Buses Eliminated	Cost of Single Bus x 10 mths	# of Vans Eliminated	Cost of Single Van x 10 mths	Total Dollar Amount SAVED
26/27	14	\$128,772	5	\$95,480	~\$2,280,208
27/28	14	\$133,279	5	\$95,480	~\$2,343,306
28/29	14	\$137,944	5	\$95,480	~\$2,408,616

School	Total Student Enrollment	Change policy Mileage	Current 25-26 walkers would feel no change	Used to receive bus and now no longer receive bus to walk	Still get busing
EHS	884	3.0 Miles	325	559	0
EMS	723	2.0 Miles	256	378	*89
AH	435	2.0 Miles	89	346	0
GV	495	2.0 Miles	46	449	0
WV	428	2.0 Miles	16	266	146
Sped	N/A	N/A	Per IEP	N/A	N/A
Athletics	N/A	N/A	N/A	N/A	N/A
TOTAL # of STUDENTS IMPACTED BY CHANGE				2087 Students	

BUS SCENARIO 2

(Requires an amendment to action taken on May 26, 2026)

INCREASE THE WALKING MILEAGE TO
2.0 MILES & 1.5 MILES

Proposition to increase walking mileage to the maximum allowable by state requirements to **2 miles for secondary students (6-12)** and **1.5 miles for elementary students (K-5)**.

Scenario 2

Cost Savings - # OF VEHICLES REDUCED					
school year	# of Buses Eliminated	Cost of Single Bus x 10 mths	# of Vans Eliminated	Cost of Single Van x 10 mths	Total Dollar Amount SAVED
26/27	13	\$128,772	5	\$95,480	~\$2,055,956
27/28	13	\$133,279	5	\$95,480	~\$2,114,547
28/29	13	\$137,944	5	\$95,480	~\$2,175,192

School	Total Student Enrollment	Change policy Mileage	Current 25-26 walkers would feel no change	Used to receive bus and now no longer receive bus to walk	Still get busing
EHS	884	2.0 Miles	325	518	41
EMS	723	2.0 Miles	245	447	31
AH	435	1.5 Miles	89	346	0
GV	495	1.5 Miles	46	393	56
WV	428	1.5 Miles	16	233	179
TOTAL # of STUDENTS IMPACTED BY CHANGE				1937 Students	

BUS SCENARIO 3

(Requires an amendment to action taken on May 26, 2026)

INCREASE THE WALKING MILEAGE TO
1.5 MILES & 1.0 MILES

Proposition to increase walking mileage to the following requirements to
1.5 miles for secondary students (6-12) and
1.0 miles for elementary students (K-5).

Scenario 3

Cost Savings - # OF VEHICLES REDUCED					
school year	# of Buses Eliminated	Cost of Single Bus x 10 mths	# of Vans Eliminated	Cost of Single Van x 10 mths	Total Dollar Amount SAVED
26/27	12	\$128,772	4	\$95,480	~\$1,927,184
27/28	12	\$133,279	4	\$95,480	~\$1,981,268
28/29	12	\$137,944	4	\$95,480	~\$2,037,248

School	Total Student Enrollment	Change policy Mileage	Current 25-26 walkers would feel no change	Used to receive bus and now no longer receive bus to walk	Still get busing
EHS	884	1.5 Miles	325	355	204
EMS	723	1.5 Miles	245	311	167
AH	435	1.0 Miles	89	346	0
GV	495	1.0 Miles	46	357	92
WV	428	1.0 Miles	16	181	231
Sped	N/A	N/A	Per IEP	N/A	N/A
Athletics	N/A	N/A	N/A	N/A	N/A
TOTAL # of STUDENTS IMPACTED BY CHANGE				1550 Students	

EMS/EHS Bus Ridership



	Total Capacity of Bus (Max # of Seats on Bus)	# of Students Assigned to Bus	# of Students who ACTUALLY rode the bus AVERAGE of AM & PM (Ridership)	% of Bus that is being utilized based on Max Seats Available	Utilization (Low, Med, High)
Secondary: EMS and EHS					
Bus 1	66	51	35	53.03%	Med
Bus 2	66	121	22.5	34.09%	Low
Bus 3	66	58	21	31.82%	Low
Bus 4	66	25	9	13.64%	Low
Bus 5	66	45	14	21.21%	Low
Bus 6	66	62	31	46.97%	Med
Bus 7	66	60	33	50.00%	Med
Bus 9	66	60	15	22.73%	Low
Bus 10	66	57	20	30.30%	Low
Bus 11	75	68	33.5	44.67%	Med
Bus 12	66	53	18	27.27%	Low
Bus 13	75	47	21	28.00%	Low
Bus 14	66	45	20	30.30%	Low
Bus 15	66	60	18	27.27%	Low
Bus 16	66	41	12.5	18.94%	Low
Bus 17	66	88	34	51.52%	Med
Bus 18	66	62	19.5	29.55%	Low
Bus 19	66	53	15	22.73%	Low

Elementary Schools Bus Ridership



	Total Capacity of Bus (Max # of Seats on Bus)	# of Students Assigned to Bus	# of Students who ACTUALLY rode the bus (Ridership)	% of Bus that is being utilized based on Max Seats Available	Utilization (Low, Med, High)
Elementary: Ann Hutch					
Bus 1	66	55	32	48.48%	Med
Bus 2	66	67	37	56.06%	Med
Bus 3	66	57	35	53.03%	Med
Bus 4	66	63	28	42.42%	Med
Bus 5	66	68	47	71.21%	High
Elementary: Greenvale					
Bus 6	66	70	50	75.76%	High
Bus 7	66	64	40	60.61%	High
Bus 9	66	58	45	68.18%	High
Bus 10	66	69	40	60.61%	High
Bus 11	75	62	42	56.00%	Med
Bus 12	66	51	35	53.03%	Med
Bus 13	75	79	55	73.33%	High
Elementary: Waverly					
Bus 14	66	68	55	83.33%	High
Bus 15	66	52	35	53.03%	Med
Bus 16	66	47	40	60.61%	High
Bus 17	66	59	37	56.06%	Med
Bus 18	66	72	41	62.12%	High
Bus 19	66	55	30	45.45%	Med

Frequently Asked Questions



Does Transportation Mileage Need To Be Voted On Every Year?

- The proposition secures the change of transportation mileage from 2026 onwards and will only change again if another vote takes place.
- It will be on the ballot on June 16 and the outcome of that vote will determine if we move forward or not.
- The vote on June 16 secures the proposition moving forward. The community does not have to vote every year to keep it in place.
- That means, in order for the mileage to change in the future, the community would have to come back to vote on a new ballot for any new changes (whether we go back to the original mileage or find a different mileage amount).

State Aid =

State Aid - Foundation Aid

- We receive about **9.83%** of our total district budget (~\$11M)
- School districts range from receiving **0%-75%** of their total district budget in foundation aid, annually.
- Eastchester **capped at 1%** increase (also known as 'save harmless'). Total foundation aid increase approximately ~ **\$112K** increase in foundation aid

State Aid - Expense Based

- Reported to Schools by State
- 1 + years behind
- Reimbursable rate differs for each district
- Vendors are specific
- Double Edged Sword - Must Spend to receive reimbursement (Can become contingent on budgets passing)

UPDATE ON FOUNDATION AID!

Please note that now that Legislators are finishing up in Albany, we've been notified that Foundation Aid increased from 1% to 2% thanks to Senator Shelley Mayer's bill that passed. This means instead of only getting \$112K in foundation aid, we will get \$224K. This still does not make up the gap that we started the year with.

Expense Based Aid

Why was an asterisk put into the mailer?

The Model:

“Spend first, get reimbursed a portion of what you spent later.”

The Impact of the Re-Vote:

Since the budget DID NOT pass, we have now '**Reduced**' in areas like special education and transportation for the 2.35% Tax Levy re-vote.

Reductions in spending (like those shown in the budget mailer) directly lower the subsequent year's State Aid, creating a “double-edged sword” effect.

2026-2027 Revenue Summary

REVENUE CATEGORY	2026-2027 PROPOSED BUDGET	2025-2026 BUDGET	\$ CHANGE	% CHANGE
Property Taxes	\$88,866,506	\$83,593,100	\$5,273,406	6.31%
Other Revenues	\$6,555,358	\$6,125,000	\$430,358	7.03%
State Aid*	\$19,696,569*	\$18,192,462	\$1,504,107	8.27%
Assigned Fund Balance	\$1,740,000	\$3,003,936	-\$1,263,936	-42.08%
GRAND TOTALS	\$116,858,433	\$110,914,498	\$5,943,935	5.36%

* Initial projections determined that the district would receive \$17,461,753 in State Aid for FY 26-27. Thanks to the hard work of the EUFSD Business Office, that State Aid figure was increased by \$2,234,816 to reflect a current amount of \$19,696,569. This State Aid revenue is contingent upon current projected expenditures and the passing of the proposed budget and supports pre-existing student programs.

What is a Preferred Eligibility List?



- **Position Abolishment = Preferred Eligibility List (PEL)**
 - Teachers whose positions are eliminated are placed on a recall list established by NYS law.
 - Placement preserves future employment rights with the district.
- **Layoffs Based on Tenure Area Seniority**
 - Excessing decisions are made by tenure area and length of service.
- **Right of Recall Before External Hiring**
 - The district must consider eligible former employees before hiring new candidates.
- **Reinstatement in Seniority Order**
 - If positions return, offers are made based on order of seniority.
- **Recall rights remain for up to 7 years**

Can We Cut Athletics Entirely?

No. While athletics were carefully reviewed as part of the budget reduction process and reductions were made, the district does not believe eliminating athletics entirely is in the best interest of students. Why?

Supporting the Whole Child

- Athletics support wellness, engagement, school connectedness, and the overall educational experience.

Strategic Reductions


- The district explored reductions across all areas, including athletics, to balance fiscal responsibility with student opportunities.

Preserving Culture

- Eliminating programs entirely would significantly impact student engagement, wellness, and school culture.

A Balanced Approach

- The goal is to make strategic adjustments while maintaining a well-rounded educational experience for all students.



Do We Have to Pierce Again Next Year?

Sustainable Financial Foundation

The proposed budget addresses immediate challenges while positioning the district for a stable future by aligning expenditures with recurring revenues.

- Reduces likelihood of future budget shortfalls.
- Provides necessary resources for the 2026–2027 school year while also considering future expenses beyond 2027.
- Establishes a stronger long-term financial foundation that does not require borrowing against the reserves.
- Avoids future reductions of this magnitude through difficult but necessary current decisions that strategically reshape the district in a more fiscally responsible manner.

The Expansion of the Administrator's Role

Summary of Expectations

Over the last 5-10 years, public schools at all levels require building and district oversight to manage complex state and federal mandates and policies and reduce liability. Administrators have a different certification from teachers. Teachers are not certified or their contract does not allow them to complete administrative tasks.

- Bullying laws
- Sexual harassment policies
- Non-discrimination policies
- Evaluation policies
- Professional learning requirements
- Supervisory requirements
- Safety Regulations
- Due Process
- Mental health and wellness requirements
- State testing requirements
- Additional accommodations
- Translation services



SOARING TO EXCELLENCE
EASTCHESTER
UNION FREE SCHOOL DISTRICT

What is the Plan for More Walkers and Parent Drop Offs?

Immediate Collaboration

Connecting with Eastchester Police, Town Supervisor, and Highway Department to determine official next steps.



Implementation Plan

Creating safe routines for the start of school with detailed, reviewed, and frequent updates for families.



Information Gathering

Exploring reasonable, logical solutions for increased walker traffic and parent vehicle drop-offs.

Strategic Research Areas:

- School Zones & Road Markings
- Signage & Crossing Guards
- Increased Traffic Duty
- Public Solidification of Info

Working with Legislators

Over the past several months, the district has worked proactively with **Senator Shelley Mayer** and **Assemblymember Amy Paulin** to communicate the financial challenges facing Eastchester.

Data-Driven Advocacy

- **Free Lunch Program**

Shared detailed impact reports on rising costs, state mandates, and tax cap limitations.

Active Collaboration (TBD)

- **Add'l One Time State Funds**

Elevate local concerns at the state level.

Strategic Solutions

- **Foundation Aid (2% increase)**

Identifying short- and long-term legislative paths to address structural budget pressures.

Financial Support (TBD)

- **One Time Component Aid**

Explored additional means by which the state can support specific needs within the district financially.



**Advocating for the future of
Eastchester Schools**

Contingency Budget Information

Budget Re-Vote on June 16
@ 2.35% (reduction of \$4,122,766)

Approved

Budget
Adopted

Failed

BOE Adopts
Contingency Budget
Required by State

Contingency Budget Reduction =
\$5,273,406

Contingency: Community Use of Facilities

Community Use of Facilities: Under New York State contingency budget requirements, school districts must charge all outside groups the full cost of using district facilities.

Adopting a contingency budget prohibits a district from spending money in certain areas, including community use of school facilities.

- PTA
- Field and Gym Use
- Sports Boosters/ Club
- Theater Programs
- Parks & Recreation
Camps & Programs

Upcoming Meetings



Meeting Hosts	Date & Time	Location
Special BOE Meeting	T. May 26, 2026, 7PM	EMS Library
Special BOE Meeting	M. June 1, 2026, 7PM	EMS Library
Greenvale PTA Meeting	T. June 2, 2026, 7:30PM	Greenvale Cafeteria
Community Q & A Moderated Webinar	Th. June 4, 2026, 7PM	Virtual - Google Meet
EHS PTA Meeting	M. June 8, 2026, 7:30PM	EHS Digital Lab
Anne Hutchinson PTA Meeting	M. June 8, 2026, 8:00PM	Virtual - Zoom
BOE Budget Hearing	T. June 9, 2026, 7:30PM	EMS Library
Waverly PTA Meeting	Th. June 11, 2026, 7:30PM	Waverly Cafeteria
RE-VOTE DAY!	T. June 16, 2026, 6AM-9PM	EMS Gymnasium
Regular BOE Meeting	T. June 16, 2026, 7:30PM	EMS Library



BUDGET QUESTIONS



Board of Education

BOE@eufsdk12.org



Dr. Alison Villanueva **Superintendent of Schools**

avillanueva@eufsdk12.org

(914) 793-6310 x. 4201






Ms. Linda Carlin **Asst. Superintendent of Finance & Facilities**

Lcarlin@eufsdk12.org

(914) 793-6310 x.4201

A Sampling from the Class of 2026



The End