



# THE SAFETY BLUEPRINT: 2025/26

Clarkstown Central School District's Comprehensive  
District-Wide Safety & Emergency Management Plan

ENGINEERED FOR PREVENTION, RESPONSE, AND RECOVERY.

# The Legislative Foundation

## Pillar 1 Project S.A.V.E.

Mandates comprehensive planning for prevention, response, and recovery.

**CCSD Implementation:**  
Standardized Building-Level Emergency Response Plans across all schools.

## Pillar 2 Alyssa's Law (Ch. 227)

Mandates consideration of silent panic alarms.

**CCSD Implementation:**  
Panic systems installed at all school buildings.

## Pillar 3 Desha's Law (2025)

Mandates Cardiac Emergency Response Plans (CERPs).

**CCSD Implementation:**  
AED accessibility and American Heart Association-aligned staff training.

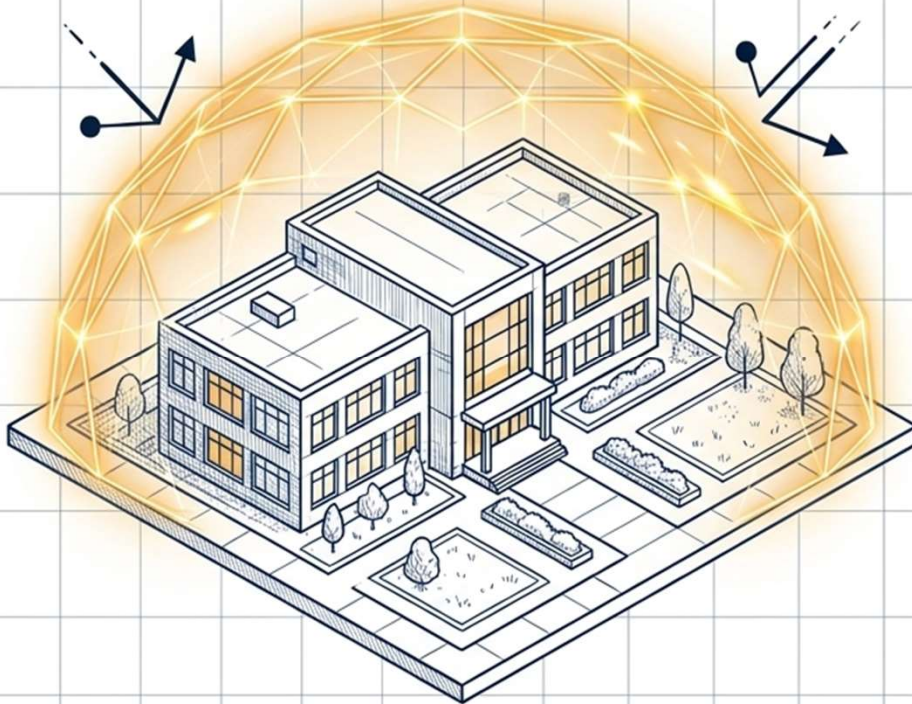
## Pillar 4 Executive Order 18

Mandates prevention of targeted violence.

**CCSD Implementation:**  
Multidisciplinary Behavioral Threat Assessment & Management (TAM) Teams.

# 01 / PREVENTION

## Pillar 1: Prevention & Risk Reduction



### Core Philosophy

#### Safety is an Ecosystem.

Prevention is not a single action, but an integrated network of physical security, behavioral intervention, mental health support, and rigorous daily routines designed to stop emergencies before they begin.



Security  
Layers



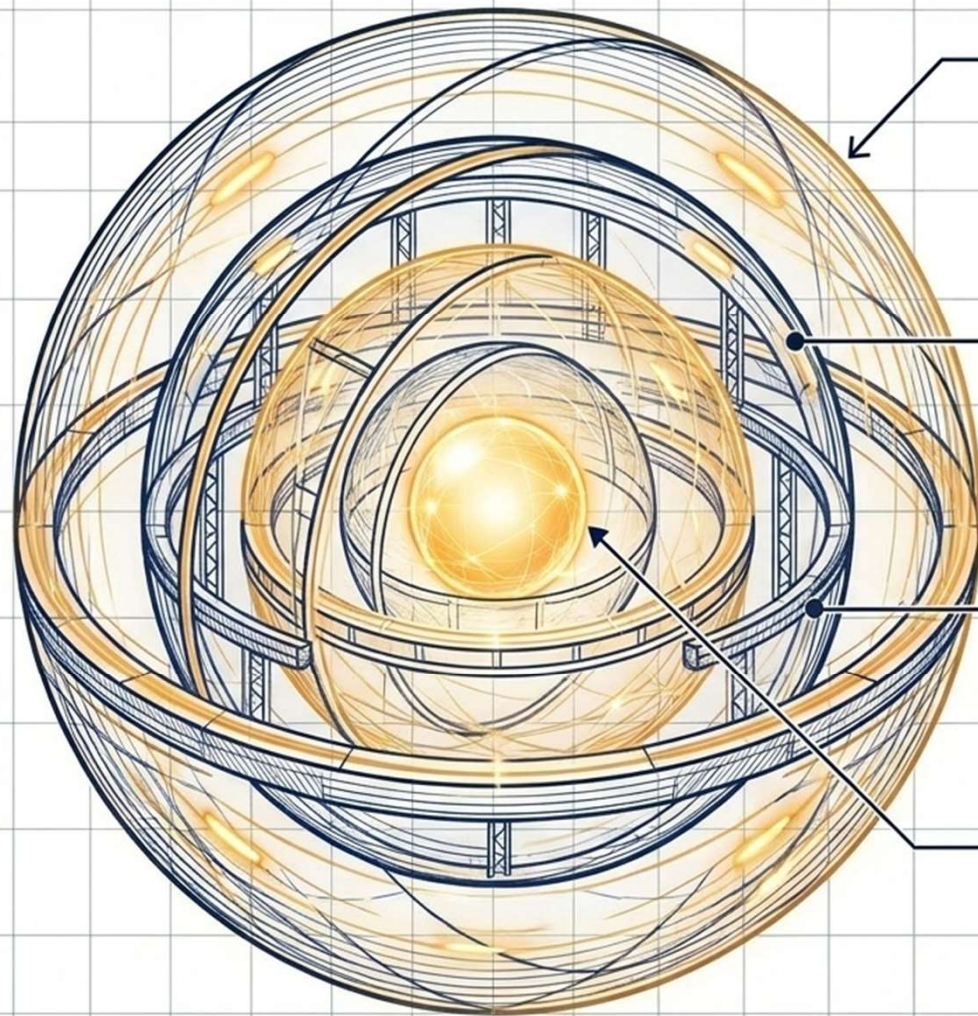
Threat  
Assessment



Trauma-Informed  
Drills



Mental Health  
Supports



### **Layer 1: Perimeter & Partnership**

Continuous police patrol presence ('Omnipresence') with CPD cars equipped with school maps/access cards. 6 School Resource Officers (SROs) deployed across middle and high schools.

### **Layer 2: Entry Control**

Controlled single-entry points. Raptor Visitor Entry System screens all visitors. 55 total security staff (mostly ex-law enforcement) stationed as greeters and monitors.

### **Layer 3: Interior Defense**

Internally locking classroom doors, panic buttons, intercoms, police-grade radios, and comprehensive AI-featured camera systems.

### **Layer 4: Digital Watch**

Beacon/GoGuardian technology detects concerning online activity. Anonymous Alerts and Share911 real-time emergency communication.

# Defusing Threats: Early Identification & Assessment

## Phase 1: Identification

Early warning signs (grievances, radicalization) reported via Anonymous Alerts, staff referrals, or digital monitoring.

## Phase 2: Multidisciplinary Assessment

Evaluated by Behavioral Threat Assessment & Management (TAM) Team.

- Law Enforcement
- Mental Health
- Social Services
- Administration.

## Phase 3: The Off-Ramp (Intervention)

Diverting students from the pathway to violence through targeted, intensive support.

### The Mental Health Arsenal

**40** School Psychologists

**16** Student Assistance Counselors (SACs)

# The Annual Preparedness Dashboard: Drill Requirements



## New Parent Notification Rule

By NYS mandate, parents/guardians receive advance notice via email, text, or printed notice within one week prior to any drill.

### Fall Semester (Sept - Dec)



**Evacuation Drills:** 6 required



**Lockdown Drills:** 2 required

(Front-loaded to build immediate muscle memory)

### Spring Semester (Jan - June)



**Evacuation Drills:** 2 required



**Lockdown Drills:** 2 required

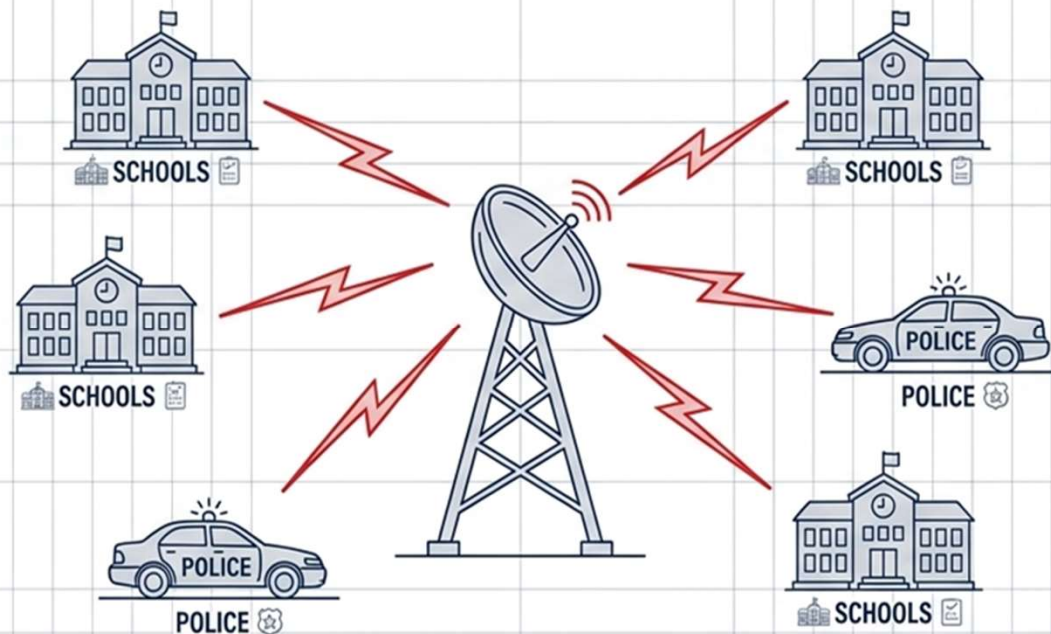
### Special Drill Constraints

● **4 of the 8 Evacuations** must involve secondary egress routes/fire escapes.

● **1 Emergency Dismissal Drill** must be conducted 15 minutes before normal dismissal to test transport/communications.

# 02 / RESPONSE

## Pillar 2: Rapid Response & Coordination



### Core Philosophy:

"Ambiguity is the enemy of safety."

When an emergency occurs, the district relies on standardized, universally understood protocols and seamless integration with local law enforcement to execute immediate, rehearsed actions.



Standard  
Response  
Protocol








Incident  
Command  
System



Mass  
Communications

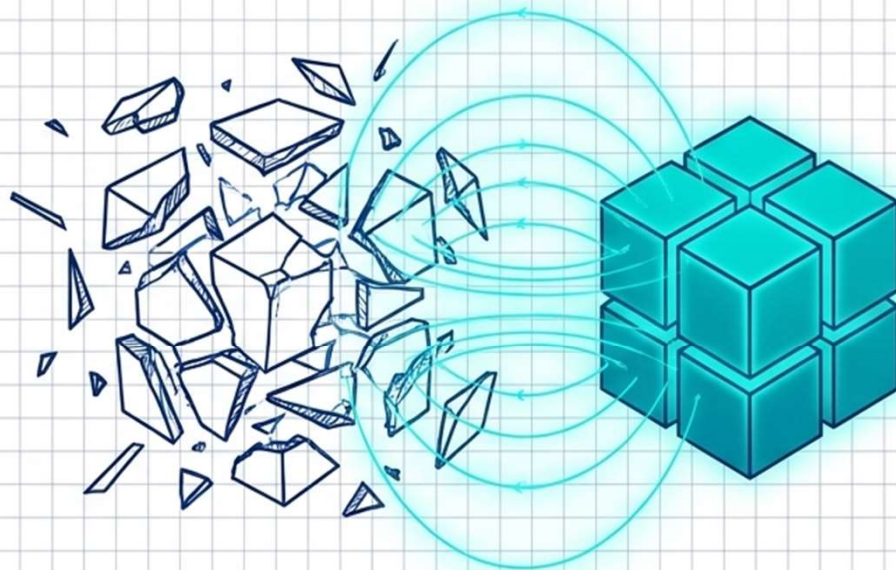
# The Standard Response Protocol Matrix

A diagnostic guide to standardized emergency actions.

Protocol	Trigger	Action	Movement Allowed?
 <b>Evacuate</b>	Fire / Internal Hazard	Move students/staff to designated outside locations.	Yes, to exit.
 <b>Shelter</b>	Severe Weather / External Hazard	Move to safe interior areas.	Only to designated shelter areas.
 <b>Hold</b>	Medical emergency or altercation in hallway	Clear the halls, remain in classroom. Business as usual inside.	<b>No hall movement.</b>
 <b>Secure Lockout</b>	Threat outside the building	Lock all exterior doors. Business as usual inside.	Allowed inside only.
 <b>Lockdown</b>	Imminent threat inside the building	Lock doors, turn off lights, out of sight, maintain silence.	<b>NO.</b> (Law enforcement clears the building).

## 03 / RECOVERY

# Pillar 3: Recovery & Continuity



### Core Philosophy

An emergency is not over when the immediate threat is neutralized.

Recovery focuses on physical healing, psychological triage, and returning the educational environment to a state of normalcy and safety.



Post-Incident  
Mental Health

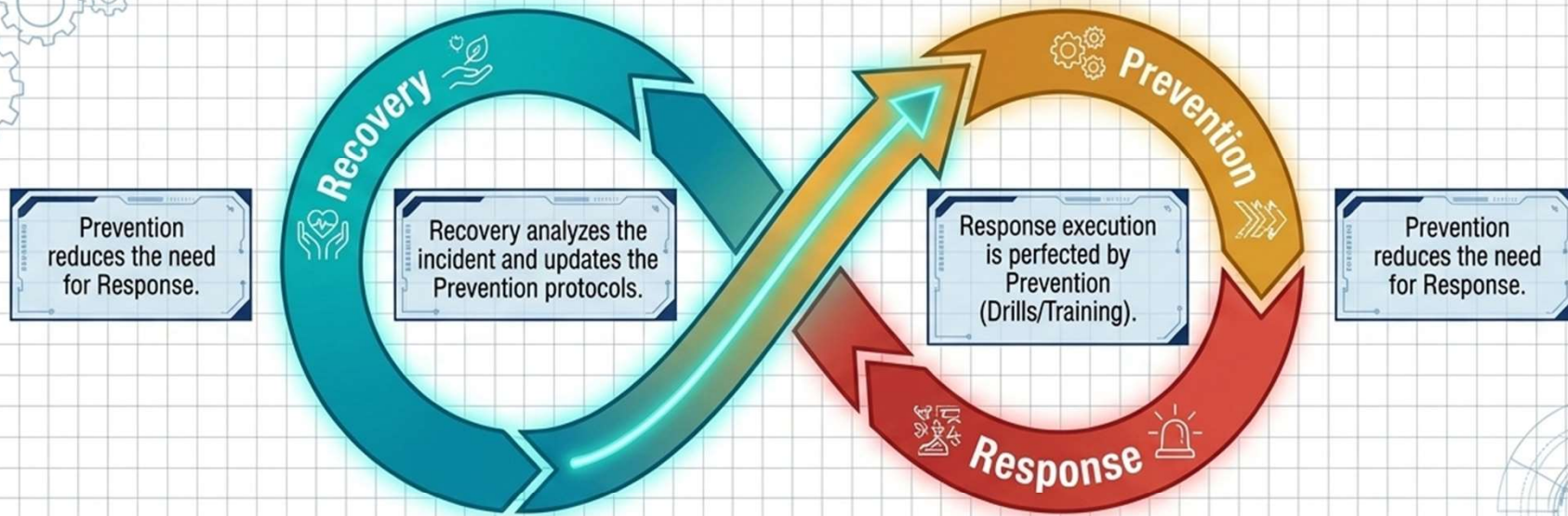


Continuity of  
Operations



Emergency  
Remote Instruction

# The Unified Ecosystem of Safety



“Safety is everyone’s responsibility. Through unified effort across schools, staff, students, and first responders, the Clarkstown Central School District is committed to maintaining a safe, supportive, and vigilant educational environment.” — Dr. Marc P. Baiocco, Superintendent of Schools

# A Legacy of Vigilance: Districtwide School Safety & Security Evolution (2012–2026)

