













## CLASS: MIDDLE SCHOOL-Year 4

These independent learning tasks should be completed by 10.07.26. Pupils are expected to complete all tasks. All completed tasks will be rewarded with positive points.

**Reading:** Pupils in years 3 to 6 follow the Reading Eggs programme and should be completing this 5 times a week for 20 minutes, working through the levels and maps, along with completing the weekly assignments set by their teacher. Pupils should access the library area of the programme in addition to this and read a variety of books. Please contact your child's teacher if you need a reminder of your child's login details.

Mathematics and numeracy	English, literacy and communication	Science and technology	Caru dysgu: Humanities
<p>Practice telling the time both on analogue clocks and using digital time. Go on a walk- write down your start time and your finish time for your walk, then work out how long you went on your walk for. Make a time diary for different activities and how long you spent on the different activities each day.</p>	<p>Create a <b>map or collage</b> of Sri Lanka showing either: <b>Where Chaya travels</b> Show Chaya's journey by:</p> <ul style="list-style-type: none"> <li>Drawing a <b>simple map of Sri Lanka</b></li> <li>Marking the <b>route she takes</b> using lines or arrows</li> <li>Adding pictures or symbols to show movement (footprints, paths, waves, etc.)</li> </ul> <p>You can label places or write short notes next to them. <b>Important places in the story</b> Include <b>at least 3 important places</b>, for example:</p> <ul style="list-style-type: none"> <li><b>Chaya's village</b> – where the story begins</li> <li><b>The palace</b> – where the queen's jewels are kept</li> <li><b>The jungle</b> – where Chaya and Neelima hide and travel</li> <li><b>The mountains, rivers or towns</b> they pass through</li> </ul>	<p>Can you find out about famous scientists such as Marie Curie and Rosalind Franklin whose discoveries helped medicine? You can present your work in whatever way you want such as a poster, fact file or Google Slides.</p>	<p><b>Pick ONE system</b> from the list and create a flow diagram. Think about:</p> <ul style="list-style-type: none"> <li>What the parts are</li> <li>How they are connected</li> <li>Why the system is important</li> </ul> <p><b>A school system</b> Look at how lessons, teachers, pupils, rules and timetables all work together to make a school run.</p> <p><b>A transport system</b> Explore how roads, buses, trains, drivers and passengers work together to help people travel.</p> <p><b>A food system</b> Follow the food from the farm, to the shop, to people's homes and see how many steps are involved.</p>
Caru dysgu: Expressive art	Well-being	Languages: Welsh	Languages: Spanish
<p>Write a <b>poem, song or rap</b> about:</p> <ul style="list-style-type: none"> <li>Chaya's journey</li> <li>Her feelings</li> <li>Her friendship with Neel</li> </ul> <p>Try to use descriptive words and strong emotions.</p>	<p>June 10th – 14th 2026 is the British Nutrition Foundation Healthy eating week. As part of this, design a poster, leaflet or presentation educating others on how they can develop a healthier lifestyle. Think about a healthy diet, exercise, mental wellbeing too.</p>	<p>Learn and use <b>at least 5 Welsh weather words</b>. You can write them, draw pictures, or do both. Examples:</p> <ul style="list-style-type: none"> <li> <b>Mae hi'n heulog</b> – It is sunny</li> <li> <b>Mae hi'n bwrw glaw</b> – It is raining</li> <li> <b>Mae hi'n wyntog</b> – It is windy</li> <li> <b>Mae hi'n oer</b> – It is cold</li> <li> <b>Mae hi'n gymlog</b> – It is cloudy</li> </ul>	<p>Learn and use <b>at least 5 Spanish weather words</b>. You can write them, draw pictures, or do both. Examples:</p> <ul style="list-style-type: none"> <li> <b>Hace sol</b> – It is sunny</li> <li> <b>Llueve</b> – It is raining</li> <li> <b>Hace viento</b> – It is windy</li> <li> <b>Hace frío</b> – It is cold</li> <li> <b>Está nublado</b> – It is cloudy</li> </ul>