8th Grade HSBP: Financial Aid Lesson

2025-26

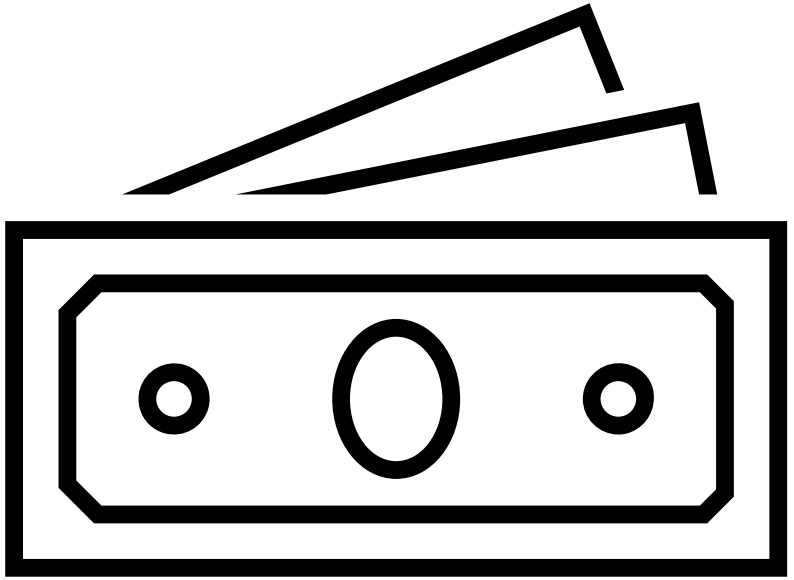

8th Grade Financial Aid Lesson



High School & Beyond Plan: Financial Aid 8th

This lesson has three steps and should take less than 10 minutes.

Video
(2:44)

Link
(~2 minutes)

Quiz
(~3 minutes)

Start the Financial Aid Lesson

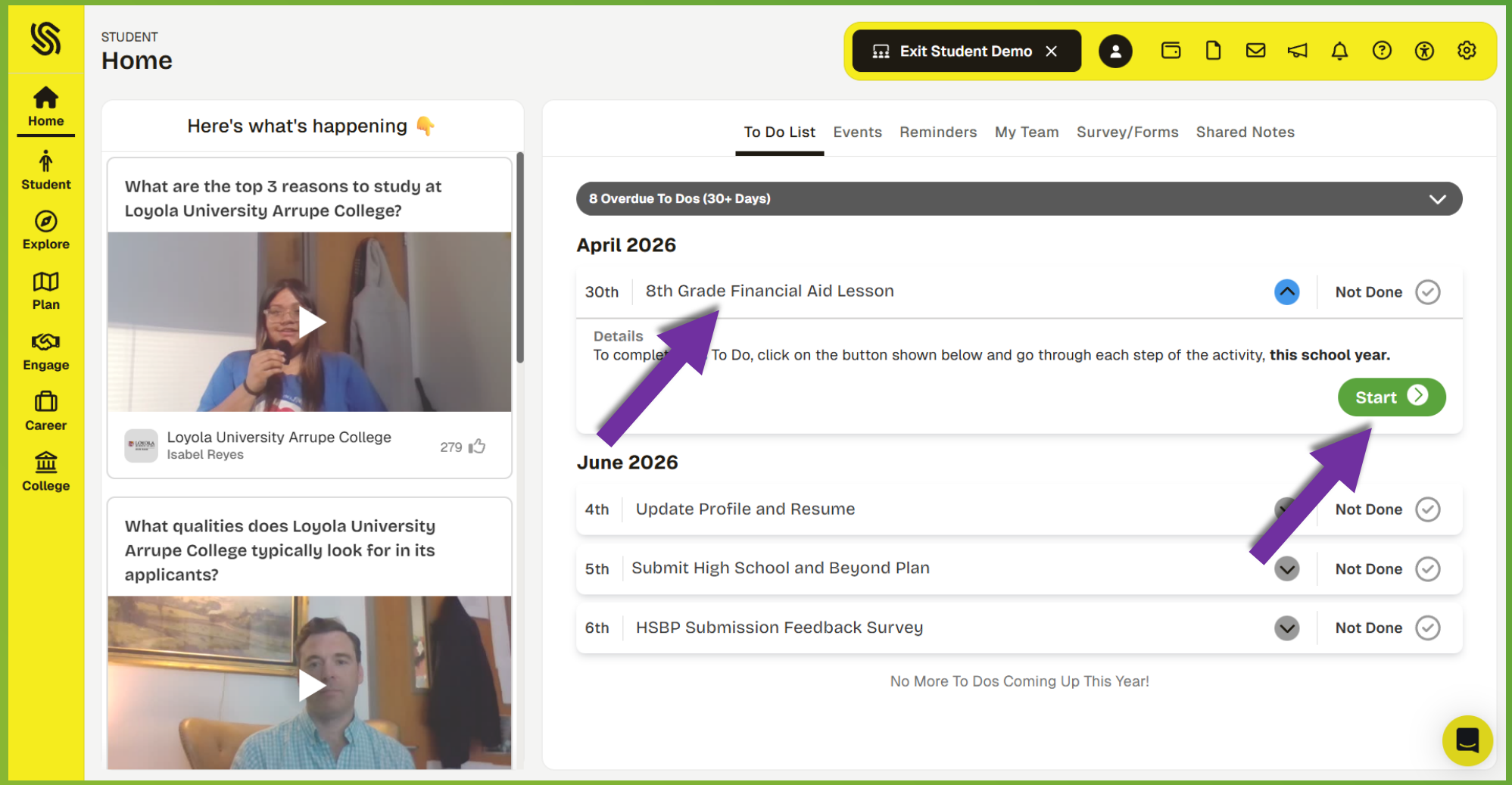

HSBP: Financial Aid 8th

1. Mute your laptop
2. Play the video (fast forward to the end)
3. Click the “Next” button

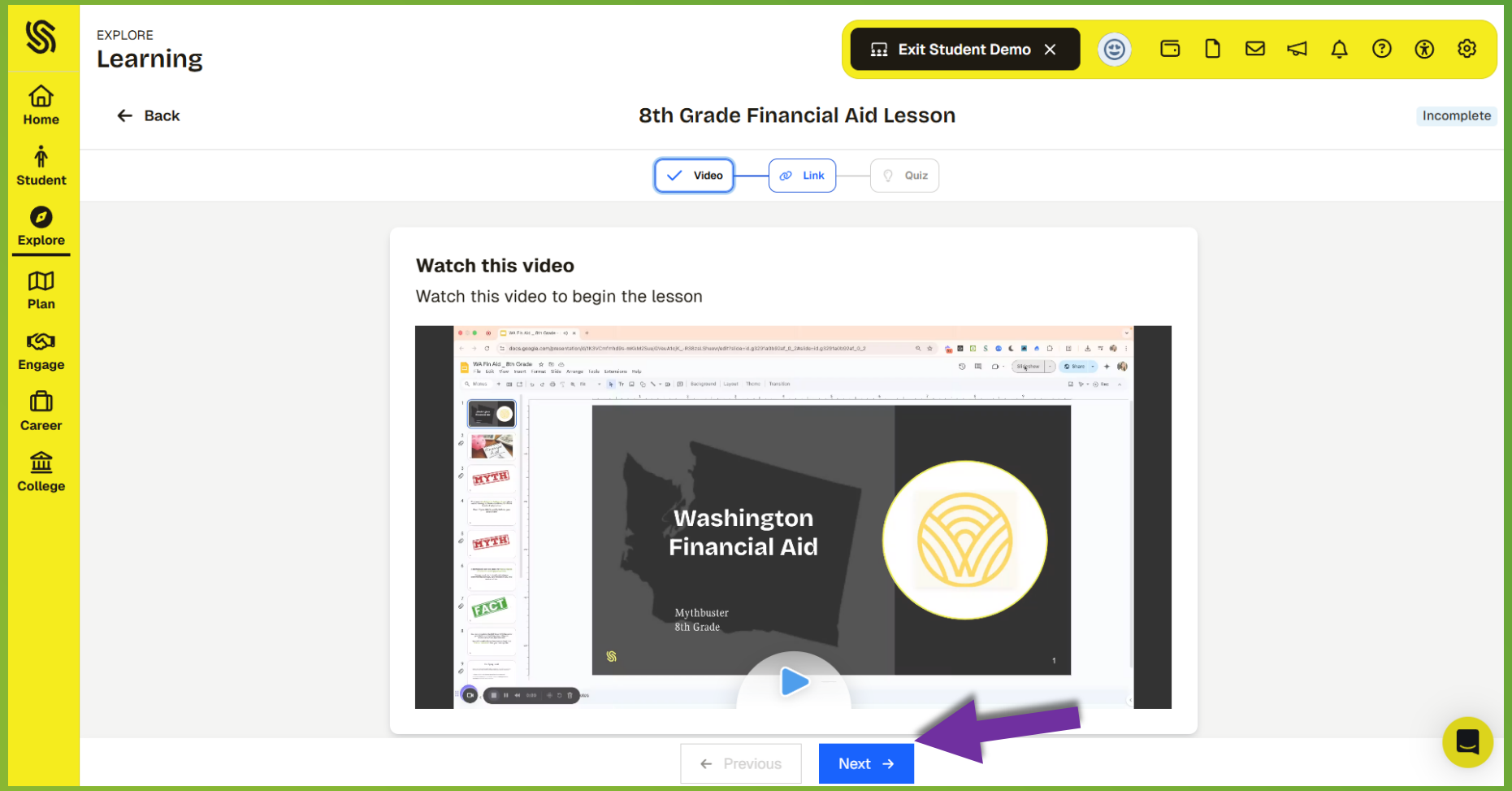


Washington
Financial Aid
Mythbuster
8th Grade
1

Open the Financial Aid Glossary and Explore!

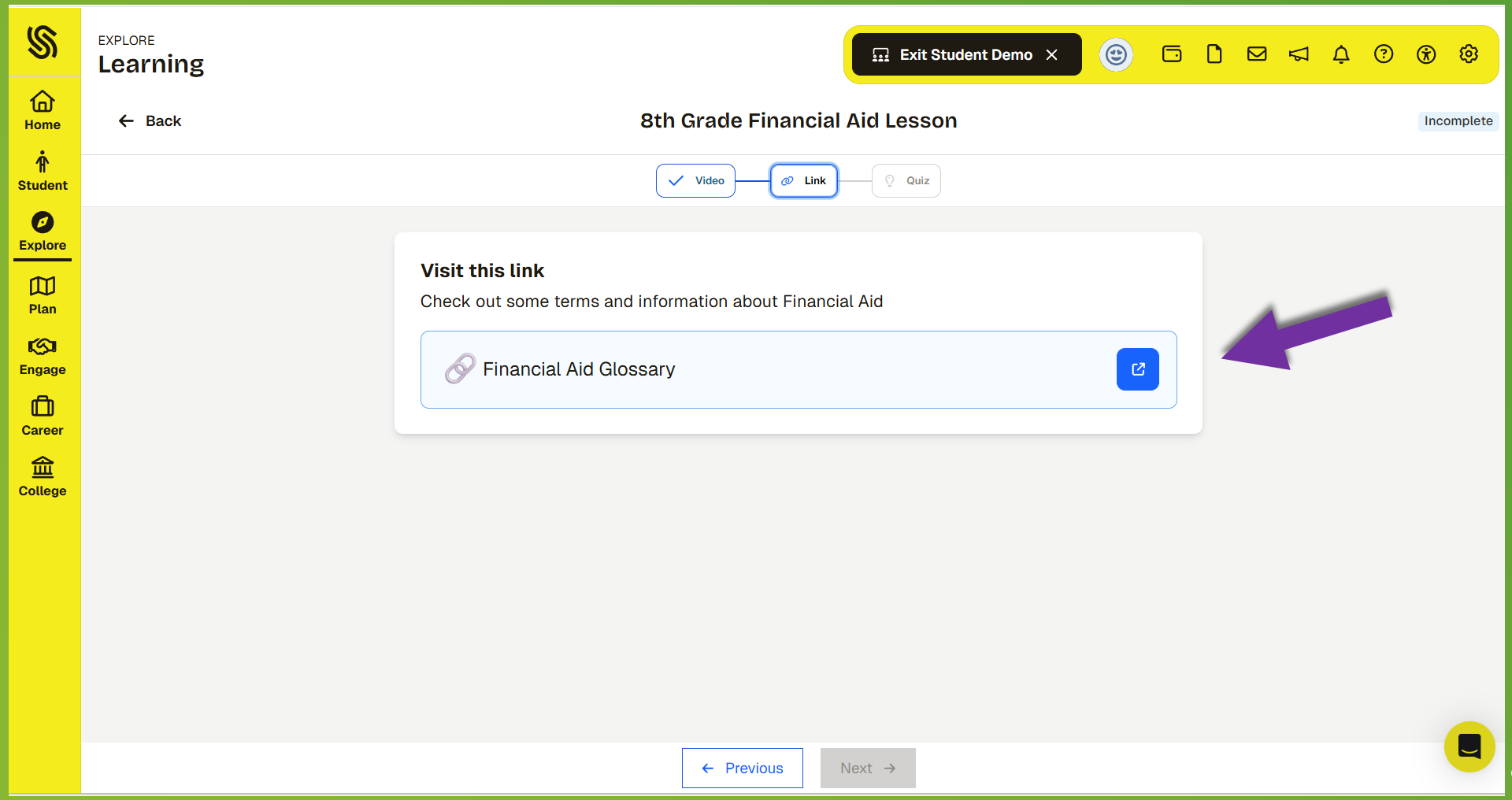

Take the quiz!

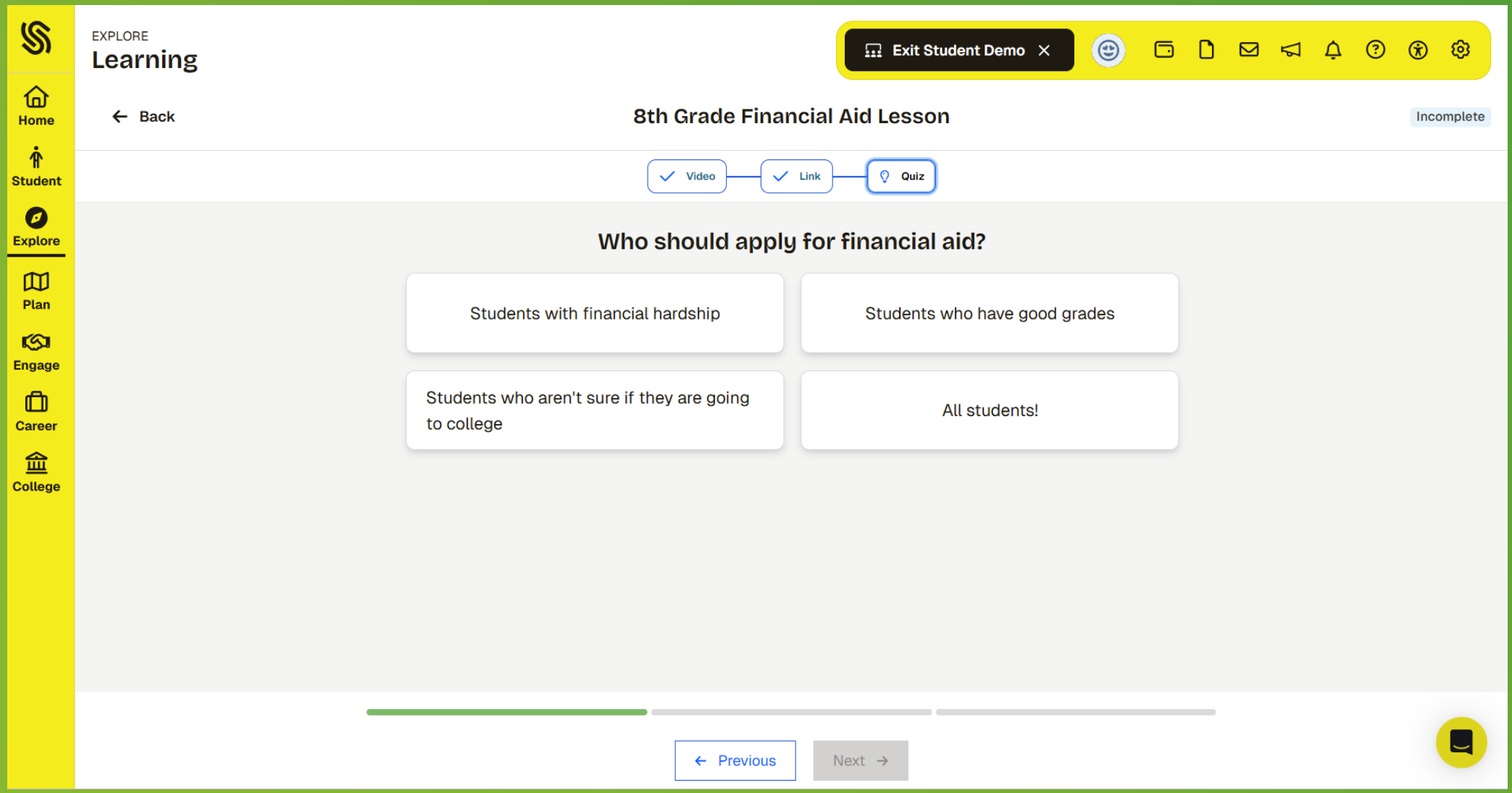

Congrats, you completed this activity!



9th Grade Financial Aid Lesson

This lesson has six steps and should take less than 15 minutes.

- Video (4:43)
- Link + Video (1:33)
- Link (~2 minutes)
- Link (~2 minutes)
- Link (~2 minutes)
- Survey (~1 minute)

- Start the Financial Aid Lesson

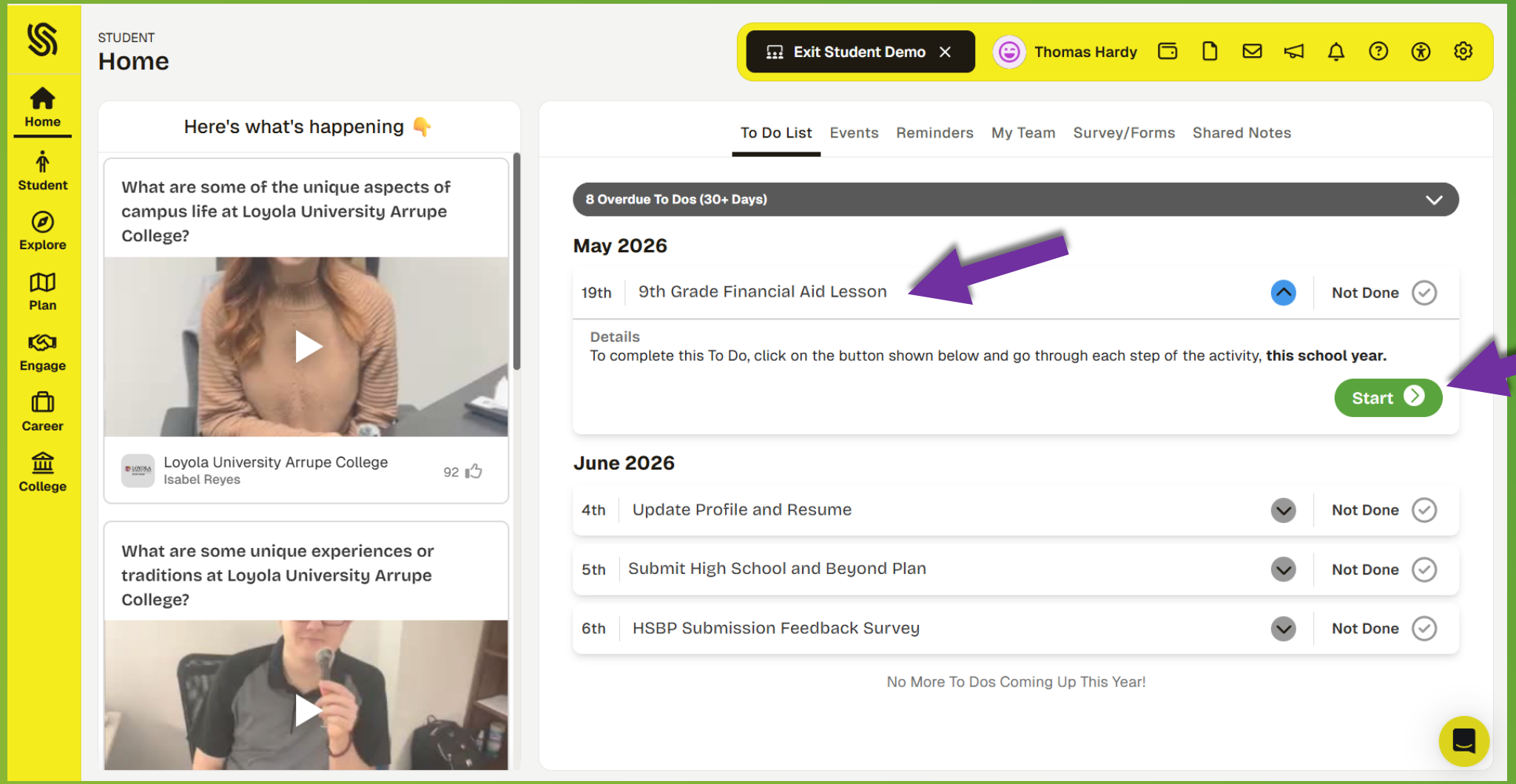

HSBP: Financial Aid 9th

1. Mute your laptop
2. Play the video (fast forward to the end)
3. Click the “Next” button




Washington
Financial Aid
Available Financial Aid
9th Grade
Today's lesson is all about the available
1

- Click on the link. You do not have to play the video. We will watch the video together.

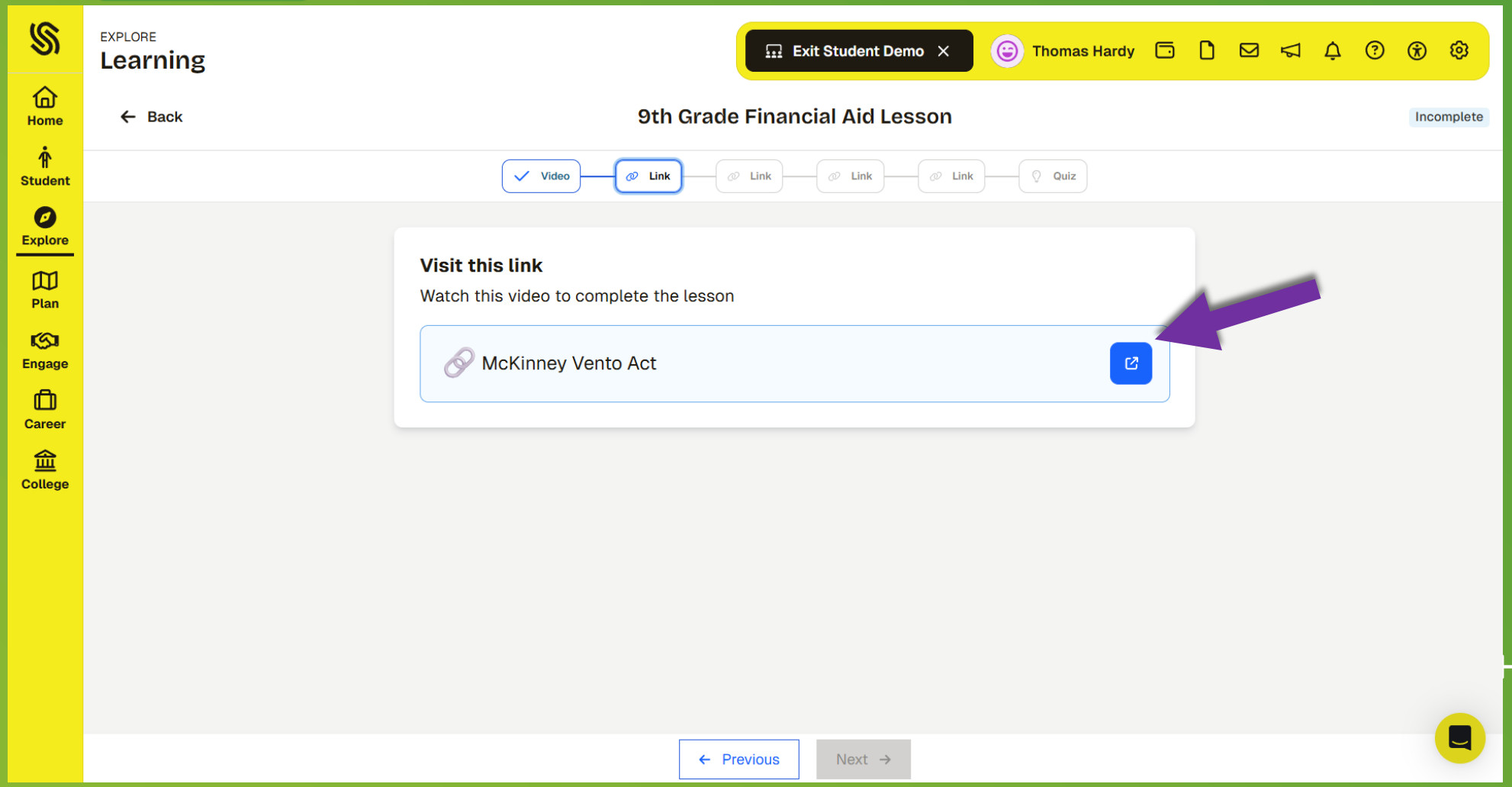

McKinney Vento Act



HSBP: Financial Aid 9th

1. Return to SchooLinks tab
2. Open McKinney-Vento Act link
3. Explore

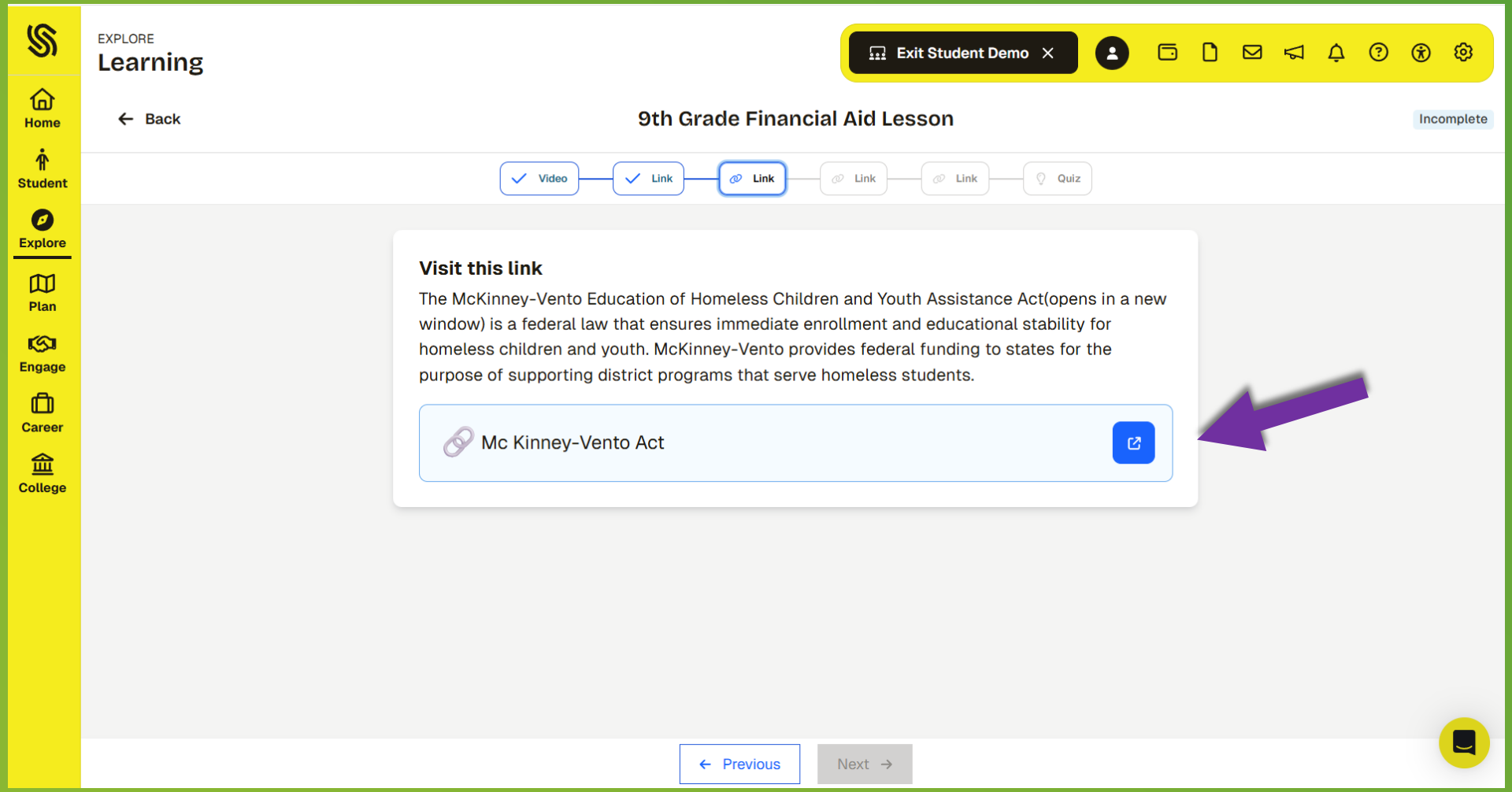

HSBP: Financial Aid 9th

1. Return to SchooLinks
2. Open Governors' Scholarship for Foster Youth link
3. Explore

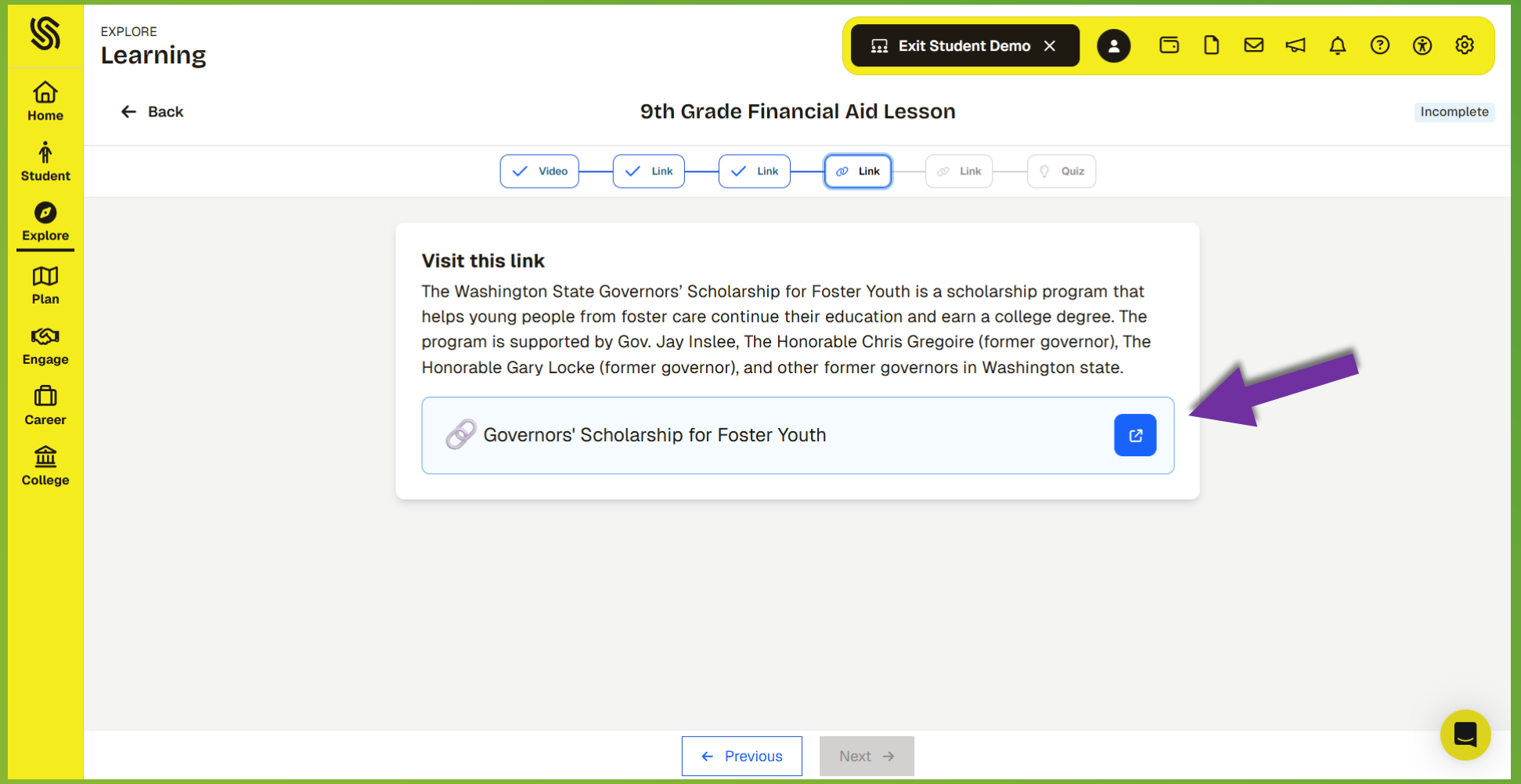

HSBP: Financial Aid 9th

1. Return to SchooLinks
2. Open Information about Passport to Careers Program
3. Explore

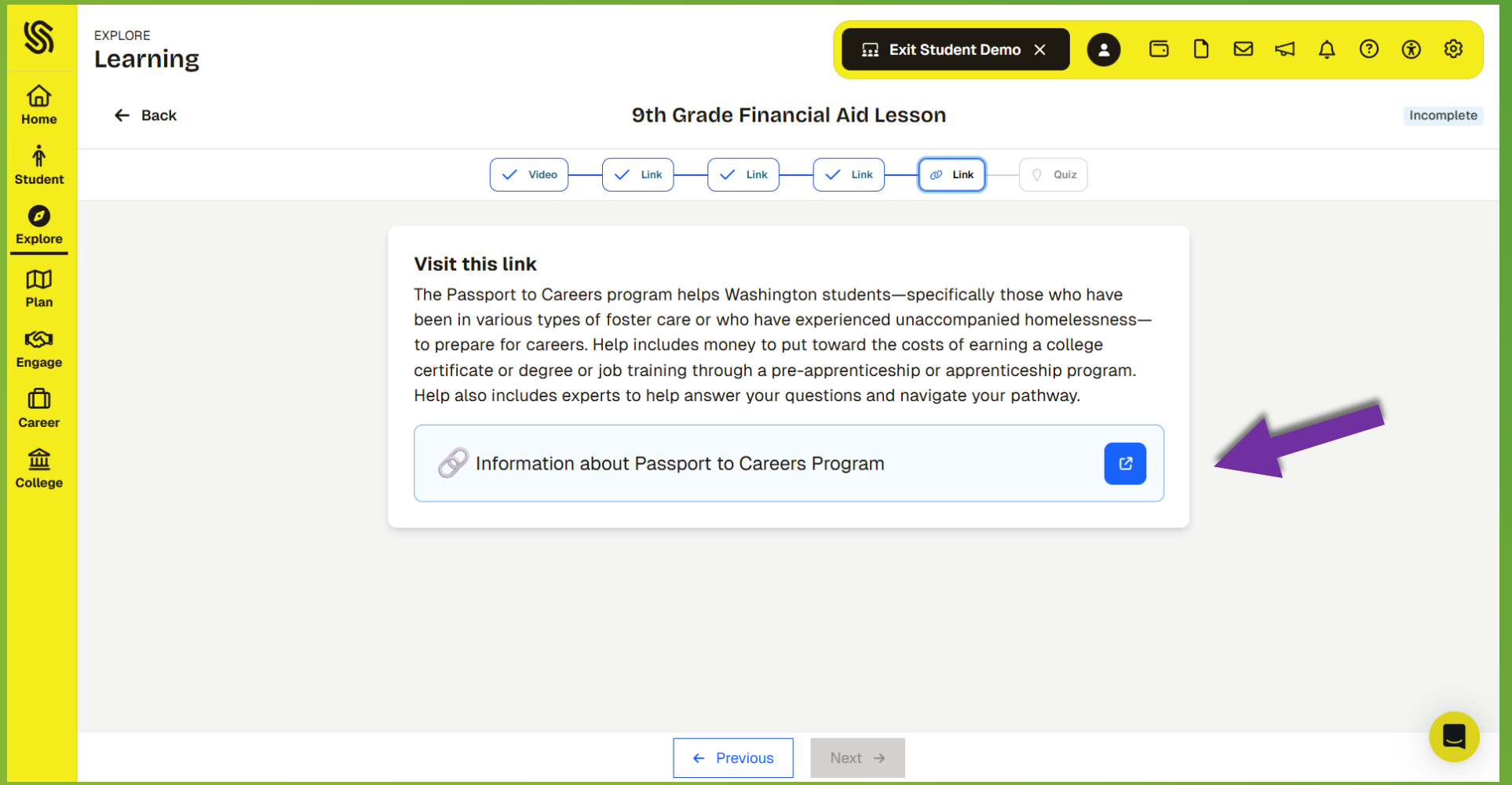

HSBP: Financial Aid 9th

1. Return to SchooLinks
2. Take the two-question quiz

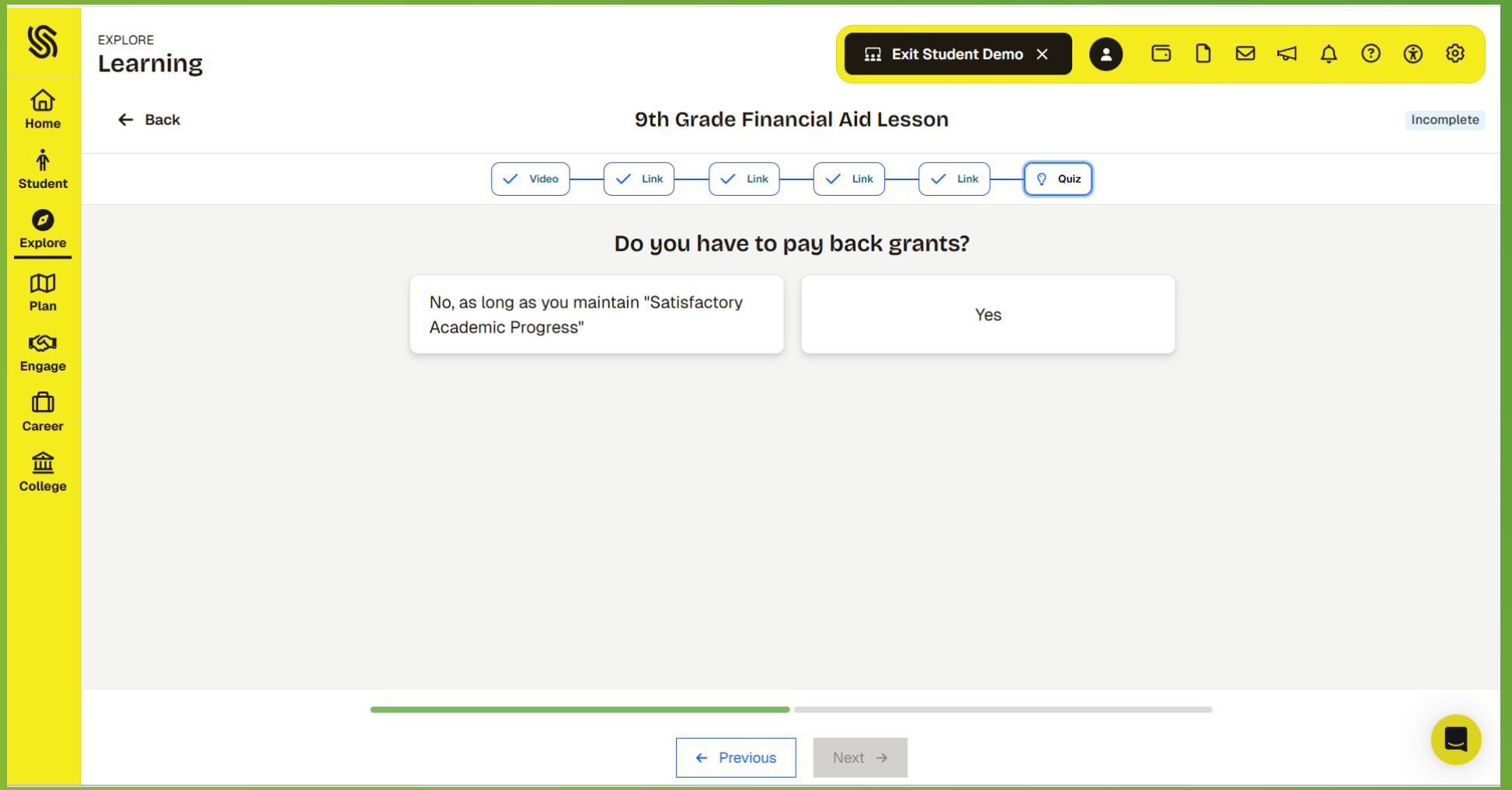

Congrats, you completed this activity!



10th Grade Financial Aid Lesson

This lesson has four steps and should take less than 10 minutes.

Video
(2:59)

Link
(~2 minutes)

Link
(~2 minutes)

Quiz
(~1 minute)

- Start the Financial Aid Lesson

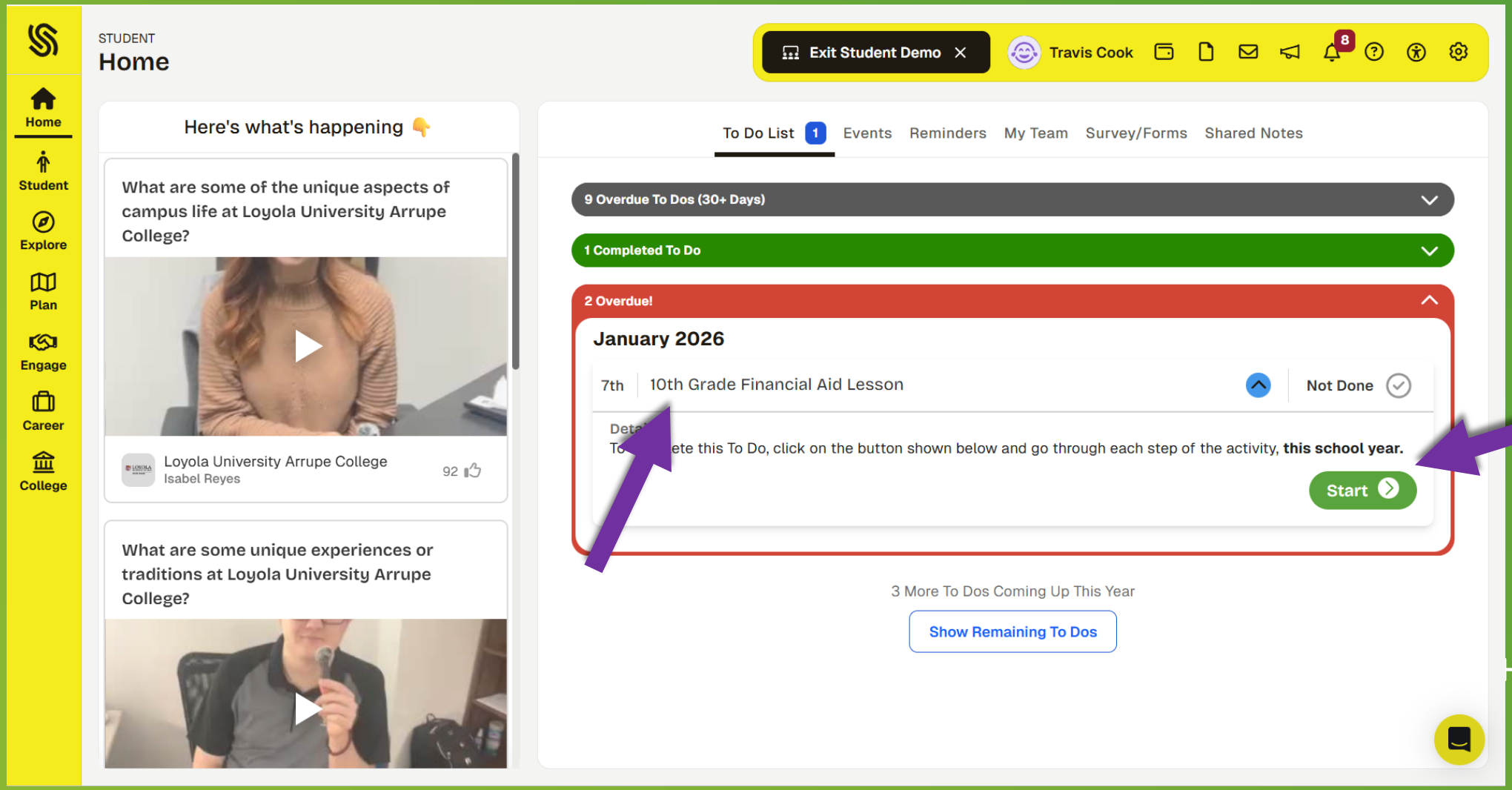

HSBP: Financial Aid 10th

1. Mute your laptop
2. Play the video (fast forward to the end)
3. Click the “Next” button

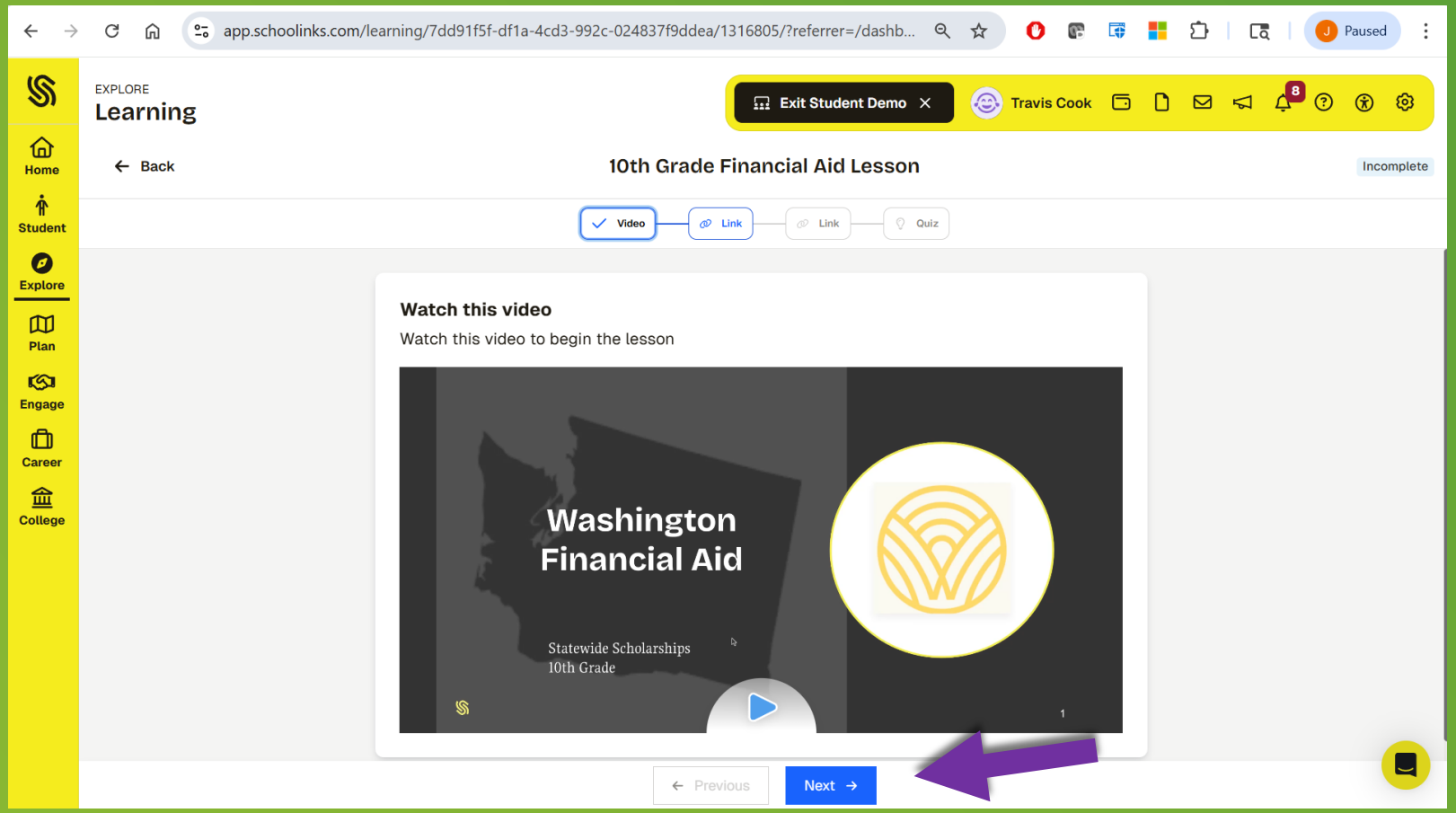


Washington
Financial Aid
Statewide Scholarships
10th Grade
1

HSBP: Financial Aid 10th

1. Open Washington College Grant link
2. Explore

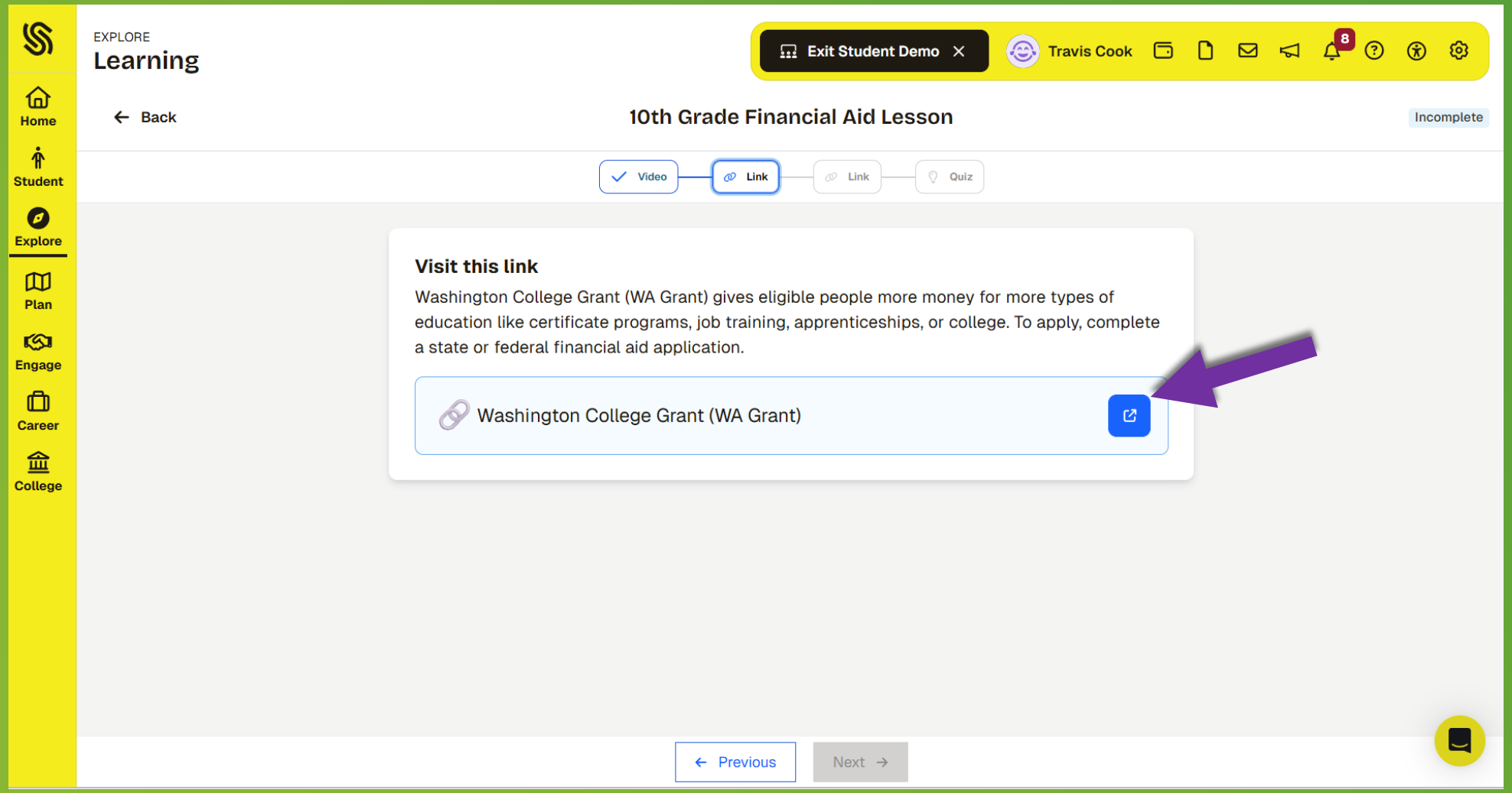

HSBP: Financial Aid 10th

1. Return to SchooLinks
2. Open College Bound Washington link
3. Explore

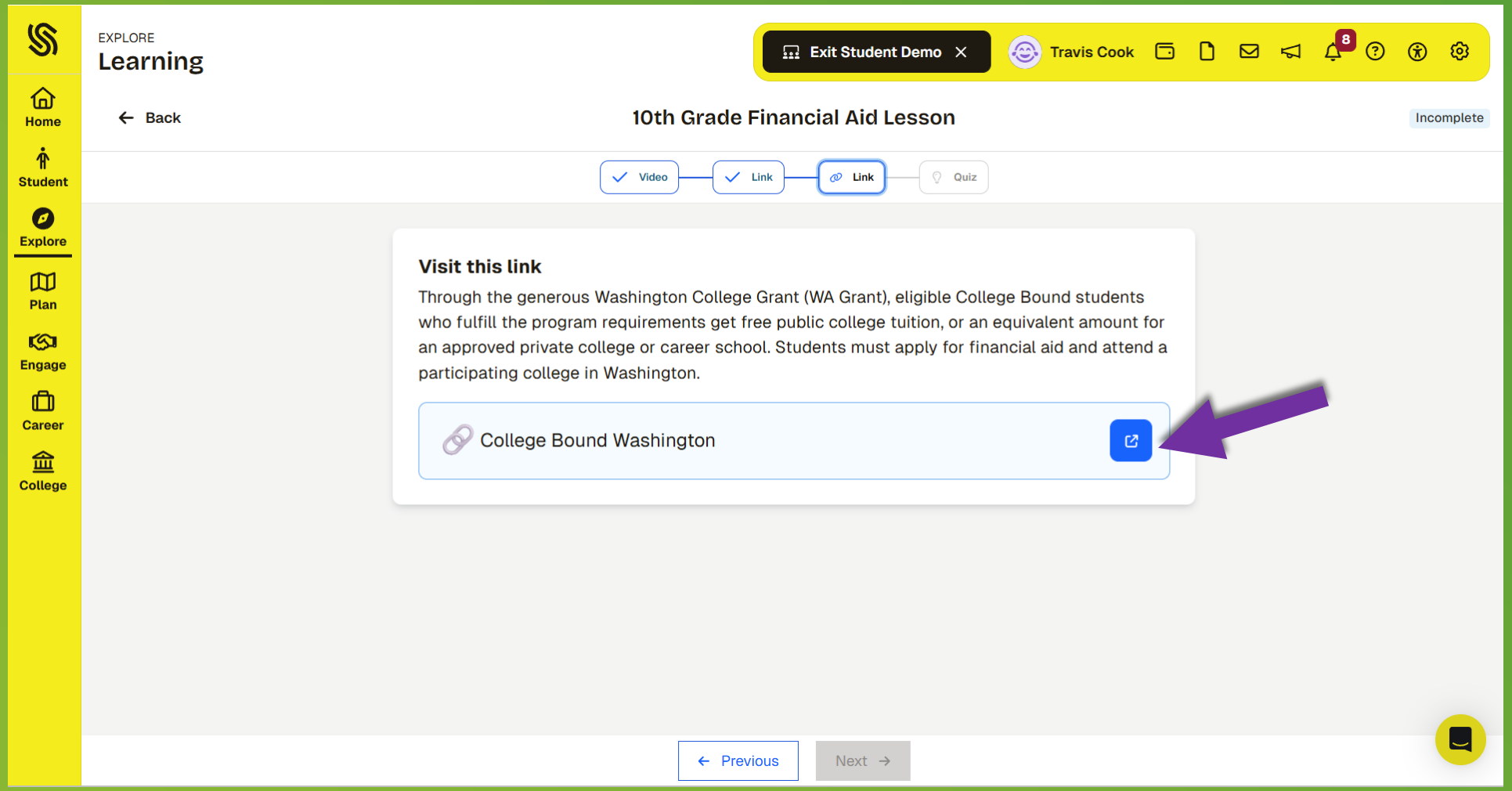

HSBP: Financial Aid 10th

1. Return to SchooLinks
2. Take the quiz

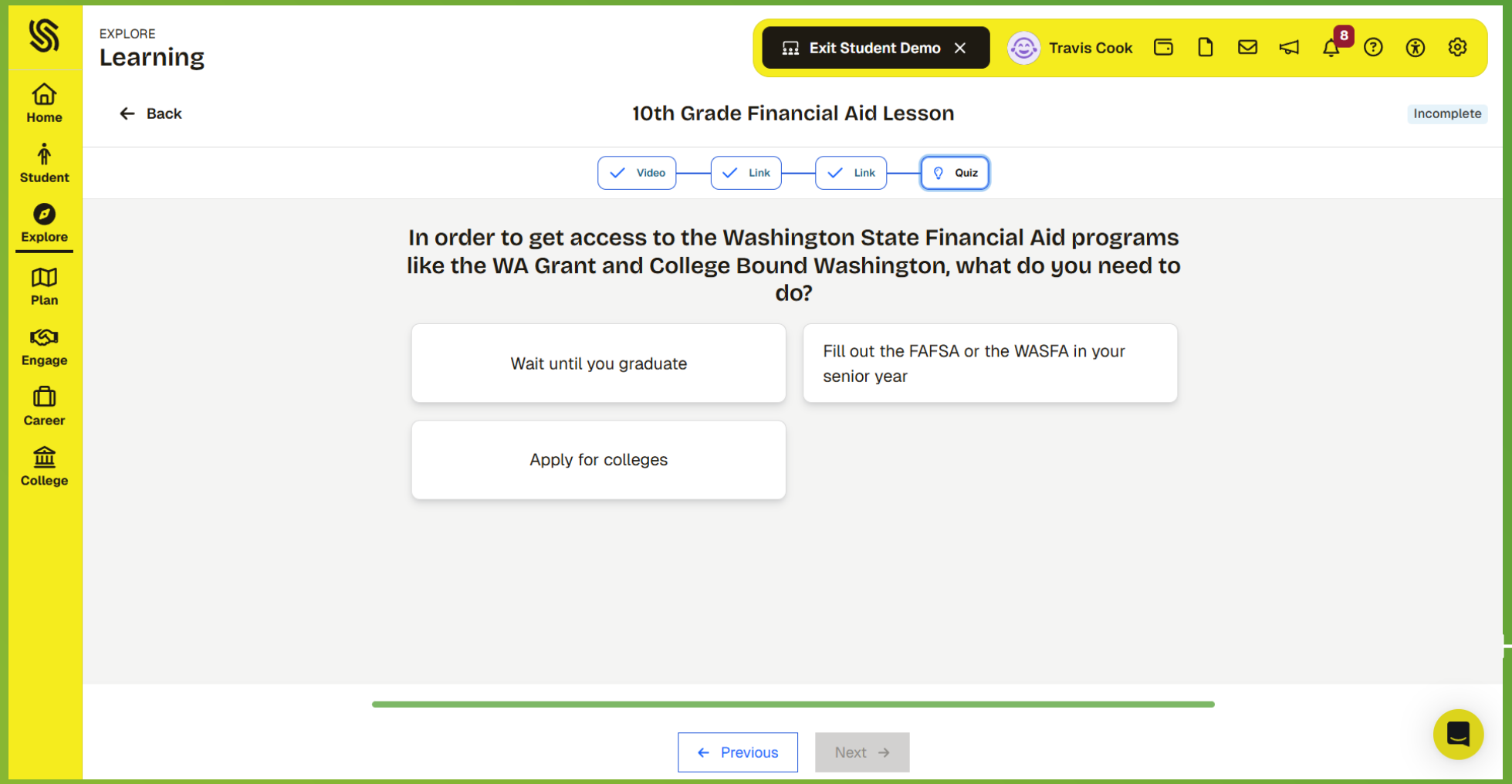

Congrats, you completed this activity!



11th Grade Financial Aid Lesson

This lesson has five steps and should take approximately 10 minutes.

- Video (3:15)
- Link (~2 minutes)
- Link (~2 minutes)
- Link (~2 minutes)
- Survey (~1 minute)

- Start the Financial Aid Lesson

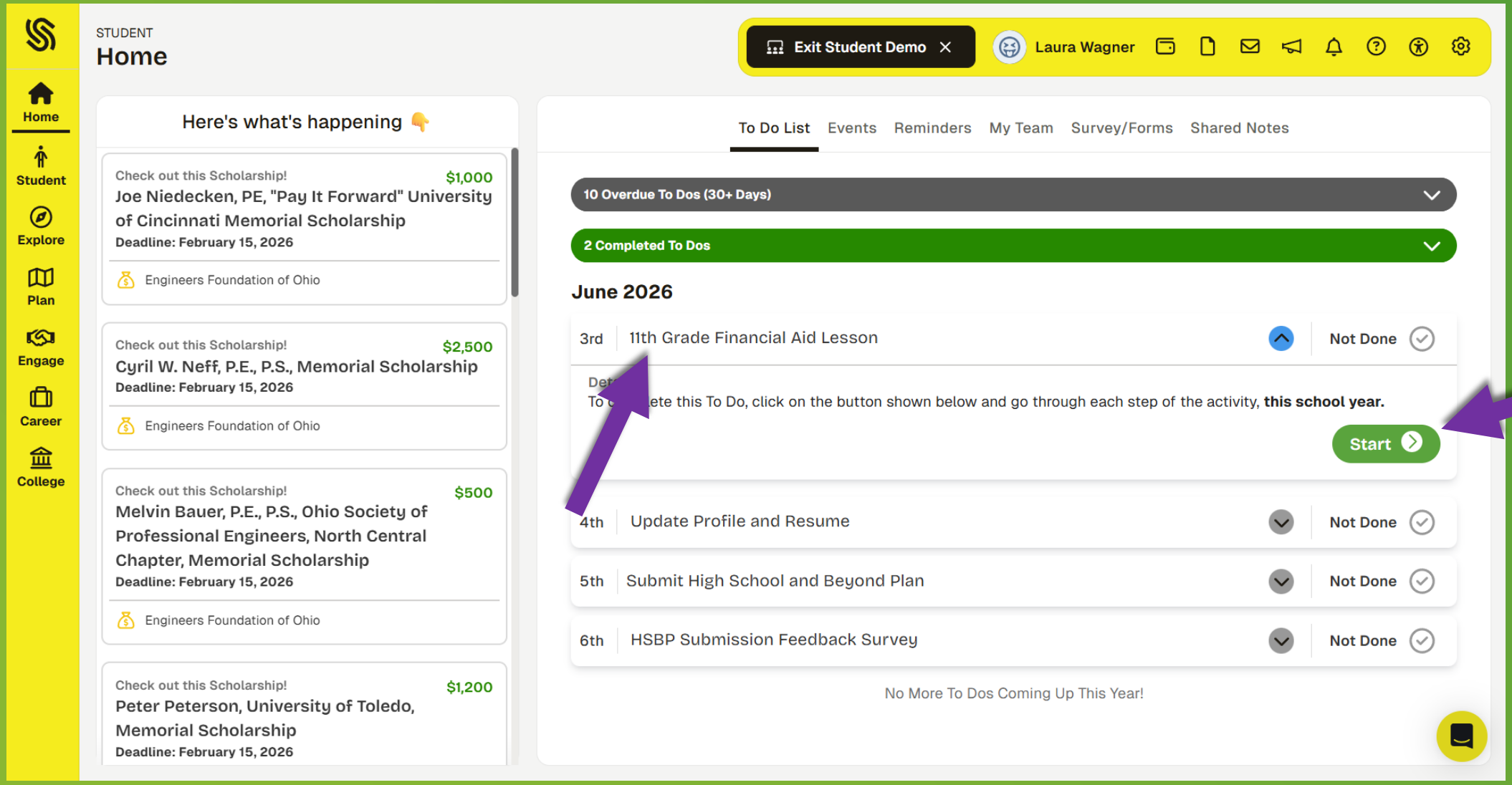

HSBP: Financial Aid 11th

1. Mute your laptop
2. Play the video (fast forward to the end)
3. Click the “Next” button

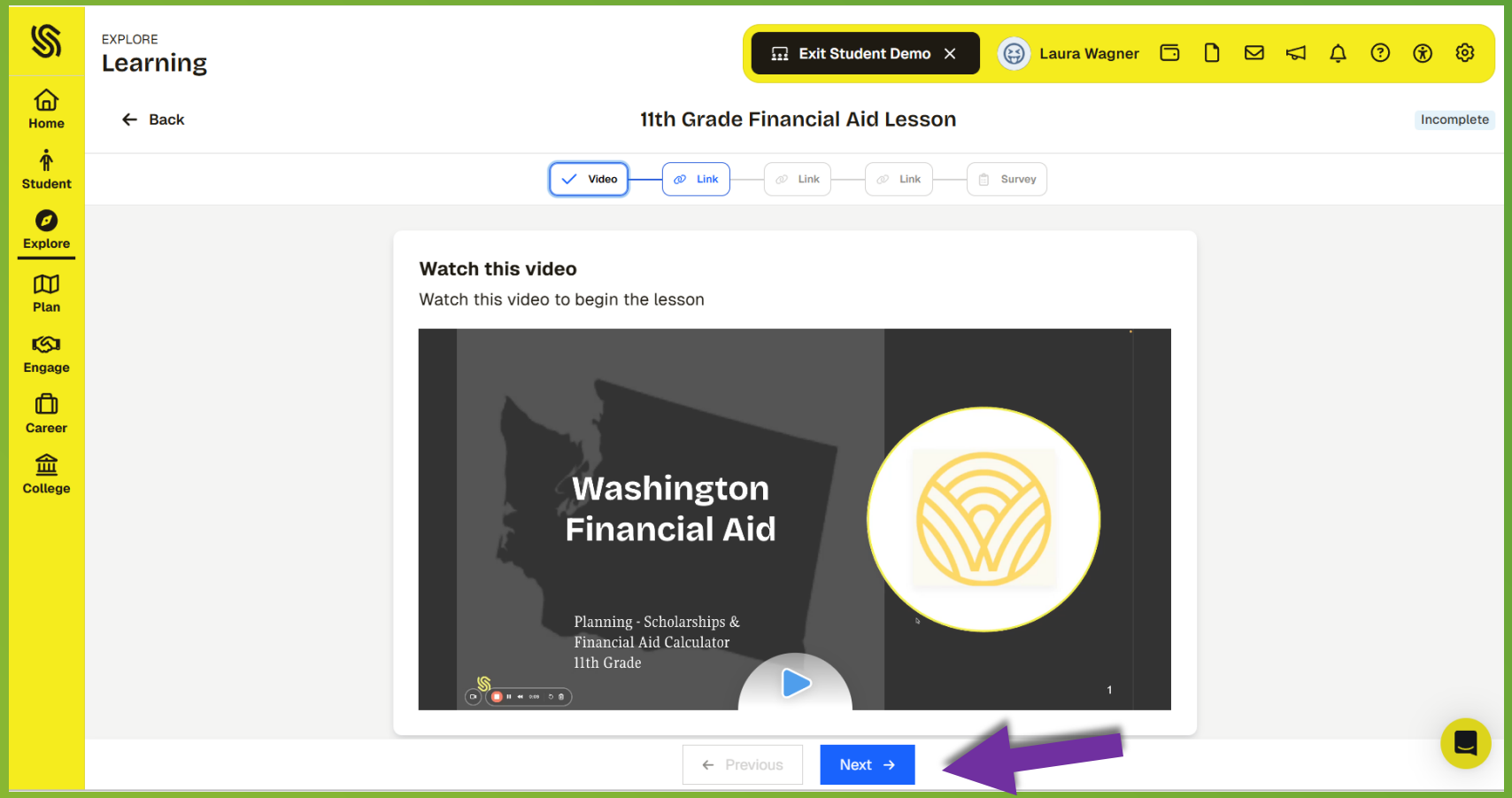


Washington
Financial Aid
Planning - Scholarships &
Financial Aid Calculator
11th Grade
1

HSBP: Financial Aid 11th

1. Open Washington Financial Aid Calculator link
2. Explore

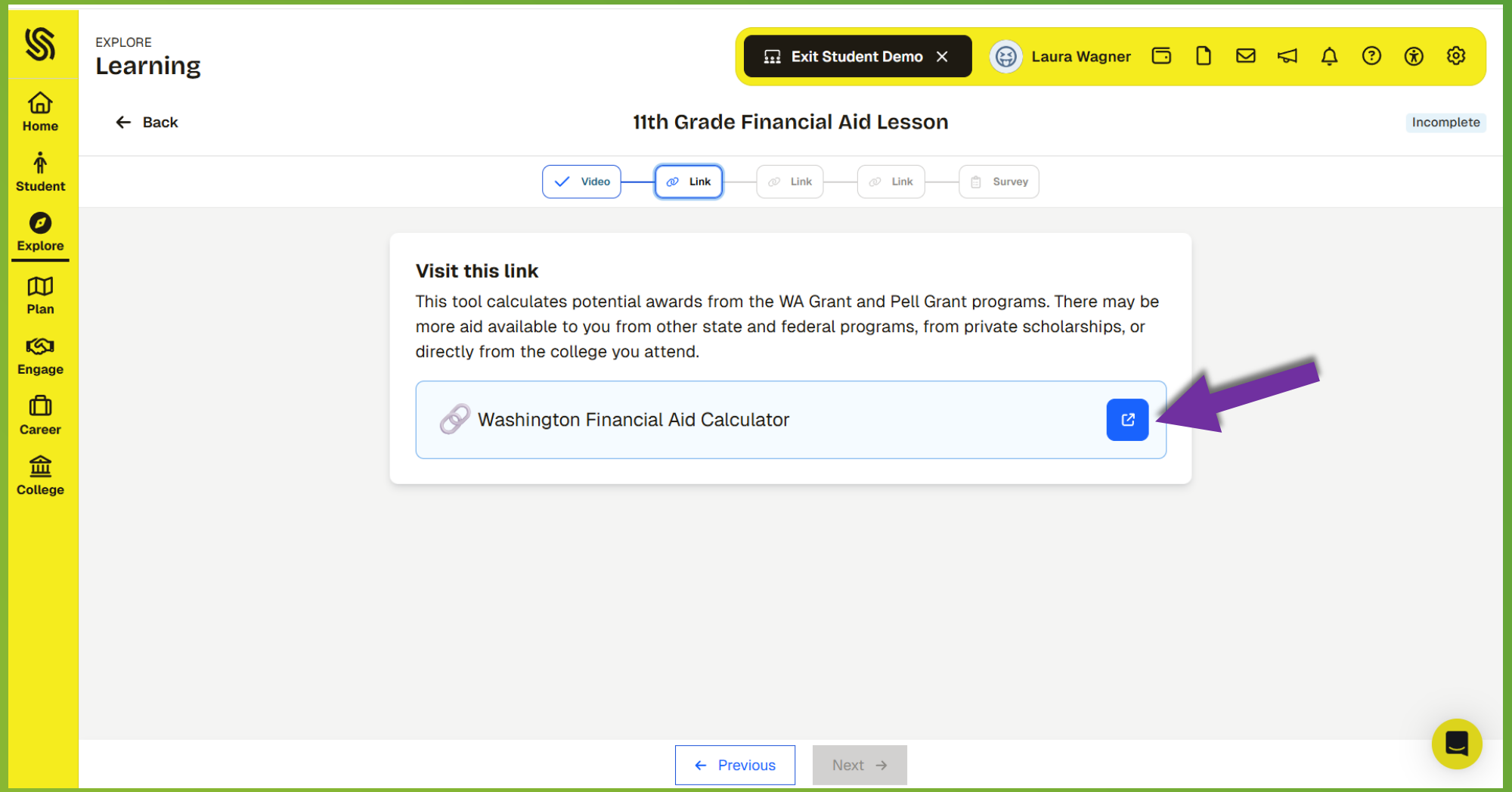

HSBP: Financial Aid 11th

1. Return to SchooLinks
2. Open The Washboard link
3. Explore

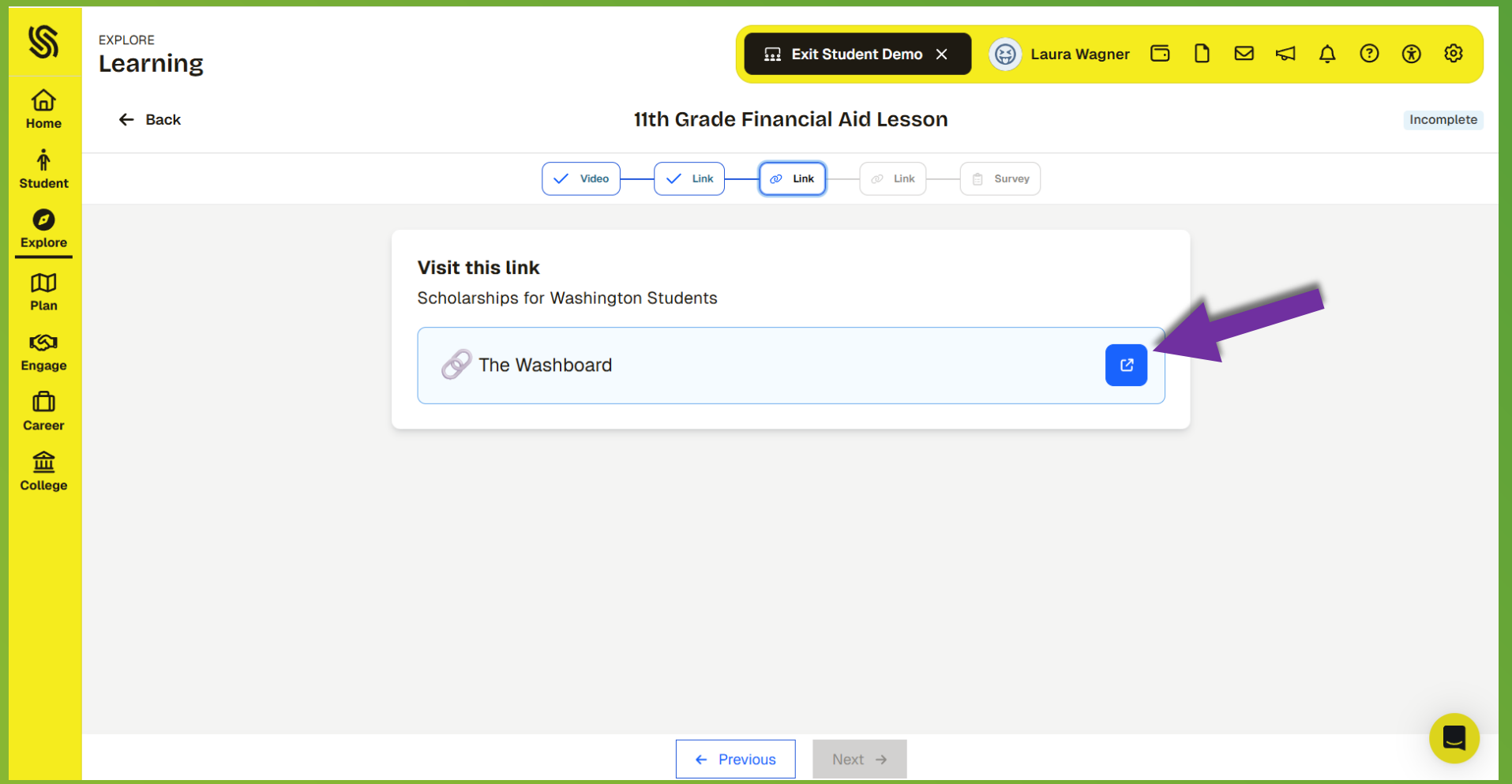

HSBP: Financial Aid 11th

1. Return to SchooLinks
2. Open Federal Student Aid Estimator link

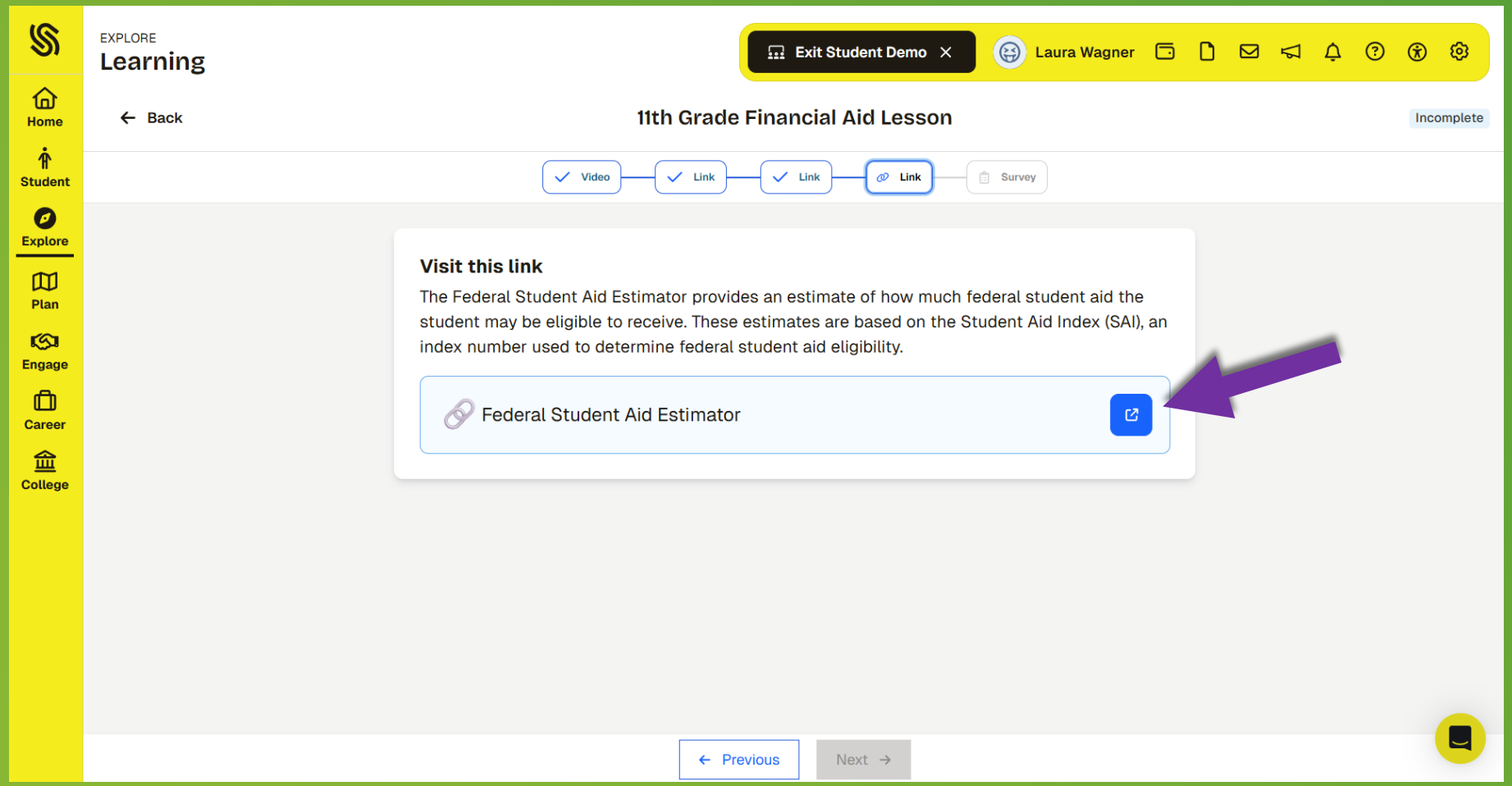

HSBP: Financial Aid 11th

1. Return to SchooLinks
2. Take the survey

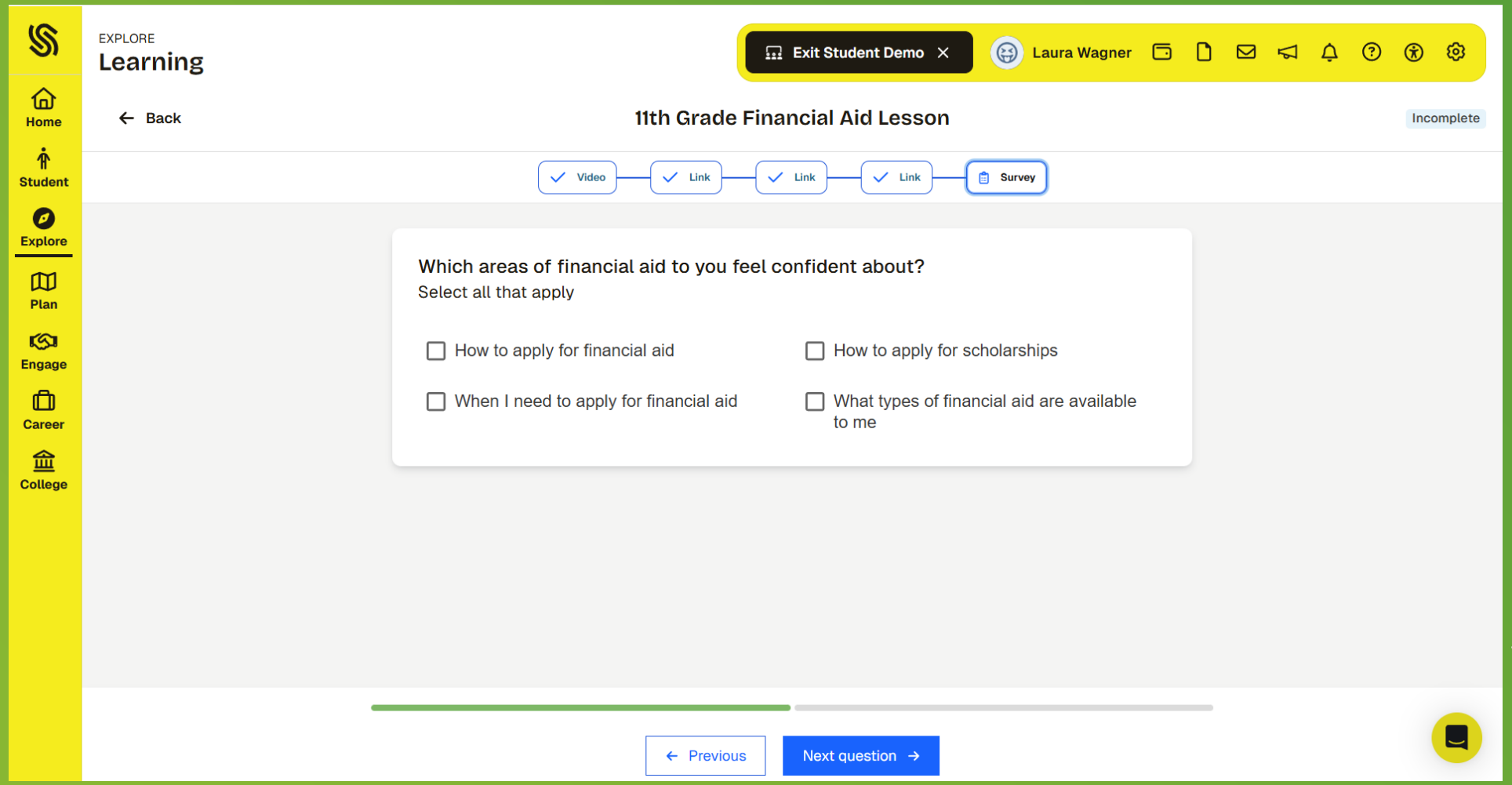

Congrats, you completed this activity!



5 MINUTE BREAK



Spring 11th Grade Lesson:



Post High School Next Steps

Lesson Objectives for Today:



- **Post High School Plan** : Build on previous lesson to find your "good fit" that matches your goals, priorities and unique needs.
- **Your Next Step:** The overview of the steps in the college application process and what you can do during the summer to prepare for fall.
- **Your Resources:** Identify the people, websites, articles, etc. that can help you with your next steps.

START

Newport Counseling Team















Chunneath Kravanh	Heather Erickson	Sierra Lee	Layne Barker	Tania Maxfield	Karen Schulz	Emilie Bosone
A-C	D-Hun	Hur-Liu	MHAT Counselor	Lo-P	Q-T	U-Z

What Seniors wish they had known.....

"Be open to lots of new **possibilities** about your future"

"There's **no shame** in going to community college first because it's a good way to save money and you have a higher chance of getting into the school you want when transferring."

"To always be **open minded**, and to keep your options open. It's great to be invested into a school, but remember that there are **so many amazing** opportunities out there."



"The hardest college to get into ≠ the best college for you"

START

After Newport, There Are Many Options. . .

- **Employment**
- **Apprenticeships**
- **Technical/Trade** Programs
- **2-year** College
- **4-year** College
- **Military** Academies
- **Gap** Year
- **Volunteer** Programs



START

Two Year Colleges

- There are **34 two-year** colleges in Washington
- Admission **NOT based on GPA**, test scores, essay, etc.
- Potentially high paying careers with **less time in school**
- About 60% of students who earn an AA degree from a two-year college have **zero student loan debt**



4-Year College Application Tasks

- **Narrow**/Finalize your list
- Organize your information and plan your time
- Start Applications (August)
- Letters of Rec??
- Essay
- Transcripts and Test Scores if needed

START

Finalize Your 4-Year University List

- In the **Single Digits**
- Most schools are "**Likely/Match**", limit "Reach" and "Lottery" to 1-3
- Every school should match **your priorities**
- You would be **happy attending** any of the schools
- Consider your family's **financial situation**



WA Guaranteed Admission Program



BSD student requirements

- ✓ 3.0 Min GPA
- ✓ Meet CADRs (Academic College Entrance Requirements)
- ✓ Apply to institutions
- ✓ More info can be found here

Participating public college and universities

- CWU
- EWU
- Evergreen State College
- WSU
- WWU
- UW – Tacoma

Private universities

- Pacific Lutheran University (PLU) 3.3 GPA
- St. Martin's University

START

Finalize your List and Organize your Time

My To Dos

- Organize my information
- List pluses and minuses of each
- Do you need more information?
- Plan out what you can do in the summer
- Start Common App (Aug 1)
- Schedule a time each week to work on apps
- Match Common App and SchooLinks
- Add non-Common App Colleges to SchooLinks

Choose an organization tool

Update Resume

SchooLinks and Common app

Talk to family about cost

$$$

Yikes!

Make lists of questions to ask colleges

Early Decision / Early Action??

See next slide!



START

WHICH COLLEGE ADMISSION PROCESS BEST SUITS YOU?

Nonrestrictive Application Plans

Regular Decision

DEFINITION:
Students submit an application by a specified date and receive a decision in a clearly stated period of time.

COMMITMENT:
NONBINDING

Rolling Admission

DEFINITION:
Institutions review applications as they are submitted and render admission decisions throughout the admission cycle.

COMMITMENT:
NONBINDING

Early Action (EA)

DEFINITION:
Students apply early and receive a decision well in advance of the institution's regular response date.

COMMITMENT:
NONBINDING

Students are not restricted from applying to other institutions and have until May 1 to consider their options and confirm enrollment.

Restrictive Application Plans

Early Decision (ED)

DEFINITION:
Students make a commitment to a first-choice institution where, if admitted they definitely will enroll. The application deadline and decision deadline occur early.

COMMITMENT:
BINDING

Restrictive Early Action (REA)

DEFINITION:
Students apply to an institution of preference and receive a decision early. They may be restricted from applying ED or EA or REA to other institutions. If offered enrollment, they have until May 1 to confirm.

COMMITMENT:
NONBINDING

Students are responsible for determining and following restrictions.

Picking A "Good Fit" College

Location, Size, Religion

Affordability, Debt

$$$

Internships, Study Abroad, Research, Career Placement

Student supports you need

Major!!

Activities, Sports, and Clubs



Fits my Academic Ability

START

Start Applications

Tip: Start Here

Common App

1. **Create** your Common App **Account**
2. Start with the basic information
3. Add **Colleges**
4. **Finish** the Education Section and **Sign** the FERPA waiver (in the college section)

Then go here

SchooLinks

1. **Research** Colleges using School Search.

After August 1st

1. Click on the College tab, then go to College applications. Connect SchooLinks with Common App. This will add your Common App colleges to SchooLinks (**August 1st**).
2. Request **transcripts**
3. Add **Teacher Recommenders** if needed

START

Welcome to SchooLinks and the College Application Manager

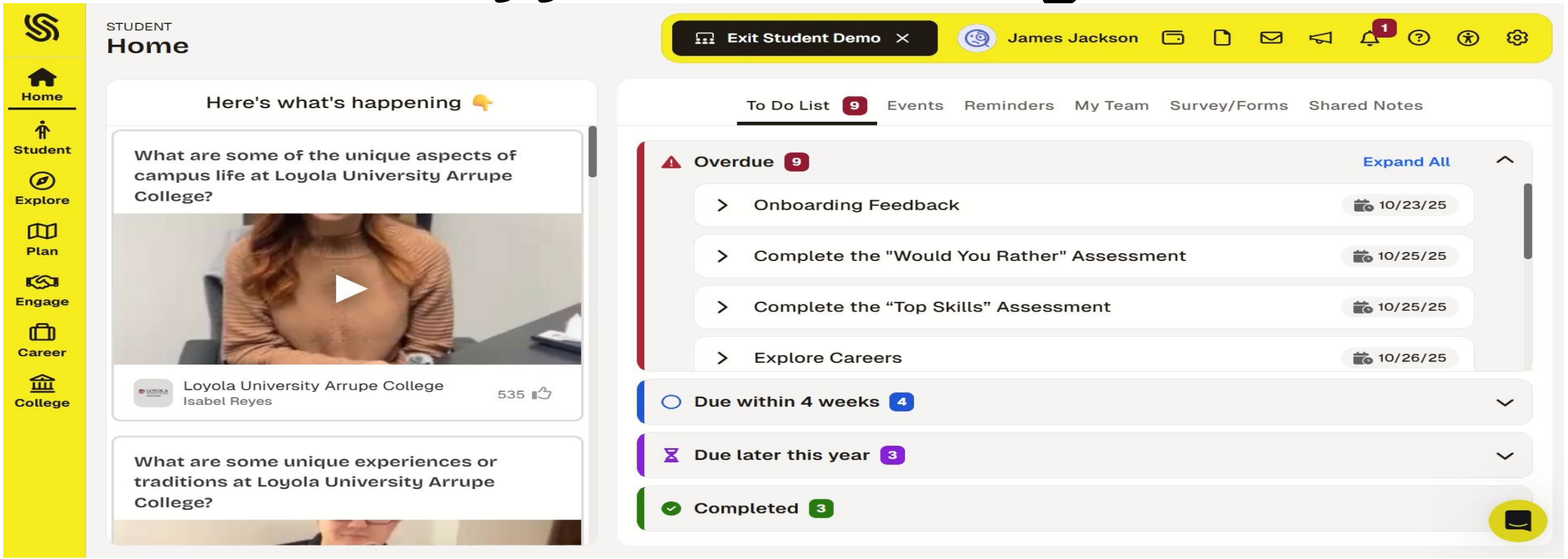

- College Application link will go live in mid August 2026!
- We will talk about this in the Fall!

schoolinks

How do I order Transcripts?

Transcript request will be available August 1st (we will go over this in the Fall).

1. Create **Common App** account, add colleges and Link to SchooLinks
2. In **SchooLinks**, add non-Common App Colleges and request transcripts for all colleges in SchooLinks.

START

Letters of Recommendation (TBD September)

- Not needed by all schools.
- **No state colleges in WA/OR/CA require letters**
- Teacher letter –
  - 1-2 (*do not ask more than req*)
  - Ask teacher about their letter process
- Counselor letter? (*check college requirement*)
  - Packet required on Counseling Center website
  - Submit materials 4 weeks prior to deadline
- Be sure to **thank all** who write letters for you



START

Essay Tips

- Check Common App Prompt
- Take seriously if assigned in English Class
- Complete Draft by end of Summer
- Make appt with teacher or Mr. Rios to review



START

Do I need to send SAT/ACT Scores?

Maybe...

- Does your college require them?
- Are the earned scores in the middle 50% of scores submitted to that institution?
- Is testing your Super-Power?
- Do you need them for a scholarship?

If all answers are NO, then don't bother and **focus on other strengths**!

START

Senior Advice for College Apps

"**Start in the summer** if you can because juggling college apps with school is really overwhelming. Ask for **rec letters** at the end of your **junior year**."

"Keep your college list length **reasonable**, besides it not being fun to write essays for 20+ colleges it also **costs a lot** in application fees"

"Start looking at **essay prompts early**, make sure you have a set plan, spread your essay writing time out, get your **activity list** done early, **add your colleges** to common app as soon as you can, come up with a set college list as soon as you can"



"Having a dream school can be motivational, but don't let a **dream school** become an **obsession**"

START

Application Timeline

Summer	Fall	Winter	Spring
• Refine and narrow College List •Start Looking at Essay Prompts •Visit Colleges	•Start Applications •Senior Blitz meeting w/counselor • Complete Counselor Letter of Rec Packet (if needed) • Attend Super Wednesday for essay help • FAFSA/WASFA December	• Early decision and early action applications due (Nov 1-15) • Regular applications due • Apply for scholarships	•Colleges notify students of decision (Dec-April) •Decision Day (May 1) Tuition and Housing Deposits Due •Final Transcript sent to one college (July 1) •Continue to apply for scholarships •Have fun and enjoy your last days of high school!

Senior Year Counselor Support

Tip: Lots of info on NHS Counseling Website

- Senior **Counselor Lesson** (Sept)
- Senior Blitz – **Individual meetings** with Counselor (Sept - Oct)
- Super **Wed Senior Workshop** - App and Essay Help (Oct)
- Super Wed School Based **SAT** (Oct)
- **College & Career Advisor** (available by drop-in and appointment)



START

SENIOR AVID SEMINAR

- 1st semester elective for rising seniors
- Designed for motivated and determined students interested in attending a four-year university. AVID students pursue the answers to the following essential questions:
  - Get clear on the college application process
  - Empower yourself with knowledge of the financial aid process
  - Build the skills and confidence participate fully in your college classes
  - Develop career readiness skills to thrive in interviews
  - Learn to present information and lead group activities
  - Learn how to lead peer discussion and study groups

See your counselor and Mr. Rios if you feel the program is a good fit for YOU!

Community Service Hours Announcement

All Students will continue to enter their community service hours in x2VOL through **June 18, 2026.**

After that date, students should keep a log of their hours, to be entered in SchooLinks in September 2026.

Reminders...

Transcript

For high school credited courses taken in **middle school** talk with your counselor **before the end of 11th grade** to remove the credit, or credit and grade, from your transcript.

College Apps

- A **complete submission** is better than an early submission
- ***Nothing*** is due in the summer
- Counselors have a **different timeline** than students
- Spend your time researching **"good fit"** schools rather than "lottery" schools.

Summer School

Credit Recovery
July
~ Talk to counselor

High School and Beyond Plan

Complete 5 Tasks prior to the end of 11th Grade

Community Service Hours

Enter at least 30 by end of this year.
See Ms. Huynh if Qs

Financial Aid

Talk to your parents about options and financial aid

START