Going Into Grades 3 & 4

2026 Optional Summer Work: Choice Boards

Student's Full Name:

_____

September 2026 Grade Level/Homeroom:

_____

EAST GREENWICH TOWNSHIP SCHOOL DISTRICT

Directions: On each board, complete four in a row (or diagonally). Mark them off with a crayon or marker! Draw or take pictures of what you do and create your own Google Slide scrapbook here (if you want to do it on the computer) or here (if you want to do it in print)! On the first day of school, submit your completed choice boards to the main office, and show your scrapbook to your teacher (either print or email)! Every choice board completed will receive a certificate and receive fun prizes!

EAST GREENWICH TOWNSHIP SCHOOL DISTRICT

Literacy Choice Board

Going into Grades 3 and 4
East Greenwich School District

Write a poem about the 4th of July	Use one of the following prompts to write about your book. *I'm wondering... *I can't believe...	Write a story with a beginning, middle, and end. ***Remember to use capital letters and the correct punctuation.***	Write a letter to your future teacher.
<u>Sequencing</u> Write five events from your book. Sequence them by putting them in the correct order.	Write a letter to one character from the story. Write at least two questions for the character to answer.	As you read, look for *tricky words*. Write them down. Then use context clues to help figure out their meaning. Put the definition in your own words.	Read a story to your family. Write the 5Ws.
Find a comfy place and read for 20 minutes. Then find a family member and explain what you read to a them.	Write a postcard from vacation. Tell us about your trip. <u>Mail it to</u>: Samuel Mickle School Attn: Curriculum Office 559 Kings Highway Mickleton, NJ 08056	<u>Poster Power</u> Draw a poster that advertises your book. Persuade someone to read this book.	<u>Visualizing</u> Choose a part of the book where the author used words to create a picture in your mind. Draw a picture of what you visualized.
<u>Making Connections</u> What happened in the story that you can relate to in your life? Write about two connections that you had in this story.	Write at least three jokes or puns using one kind of figurative language in each.	<u>*Making Inferences*</u> Think about the title of your book. Why do you think the author gave this title for the book? Use evidence from the book to support your answer.	Find a comfy place and read for 20 minutes. Then find a family member and explain what you read to a them.

Book Tracker

Have you read a book? Track the books you read by coloring the popsicles on this page.

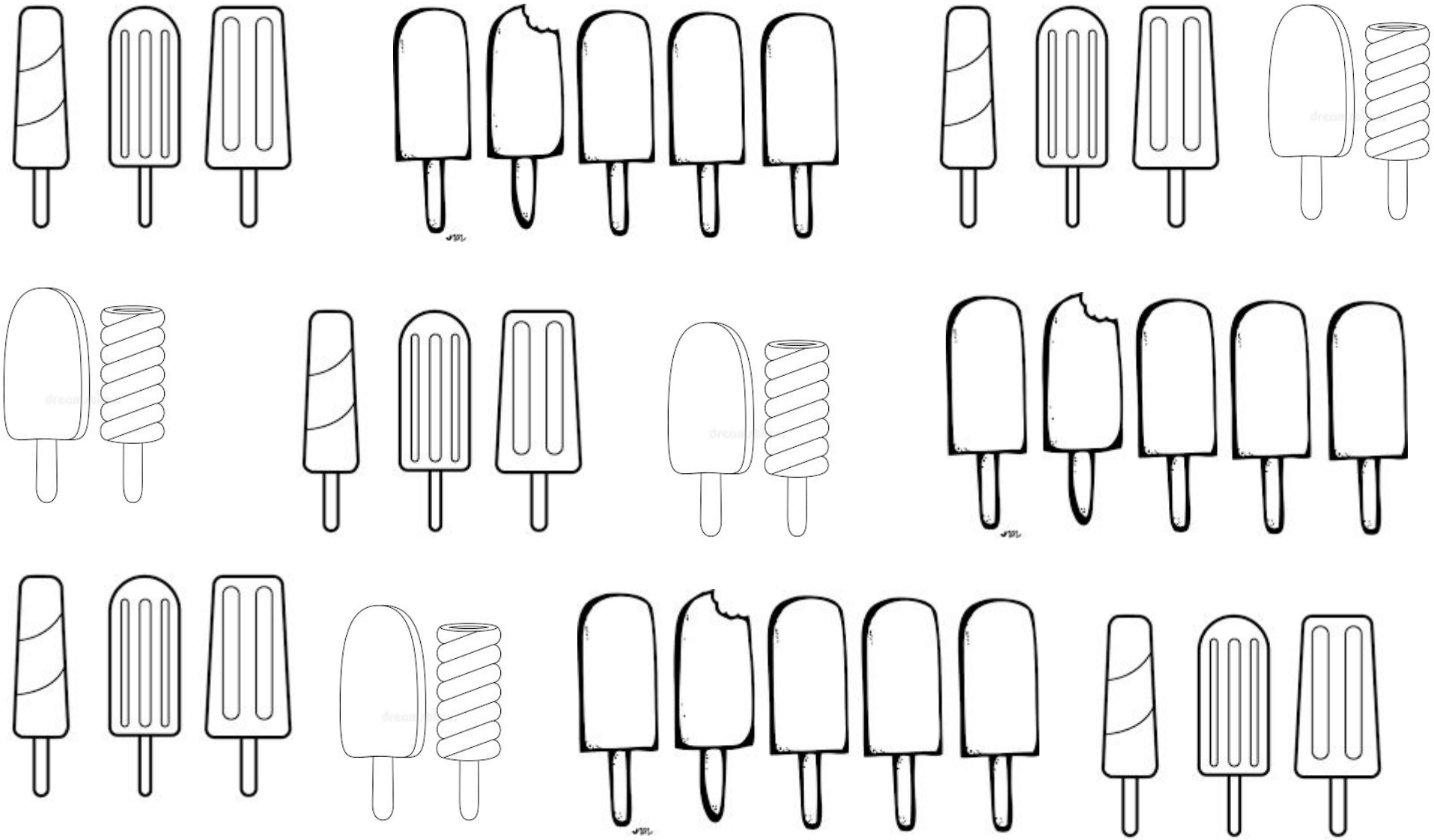

Math Choice Board

Going into Grades 3 and 4
East Greenwich School District

Bake a yummy treat with your family. Use the recipe to measure the ingredients!	Practice multiplication and division facts in the sand at the beach!	Play a board game with your friends or family.	Create a newspaper advertisement about your favorite multiplication strategy.
Create a shopping list and research what you think the total cost will be! Go shopping with your family and use a paper and pencil to add up the total cost! Then, pay at the register! Did you find the correct amount?	Create a poster about how multiplication and division are related. Explain the poster to someone else.	Go on a scavenger hunt (around your house or walk around outside your home). Look for real-life examples of math wherever you look and record them in a notebook. For example: How many feet long is one side of your house times another side?	Write out 5 facts that you do not know. Make a colorful picture for each fact and hang it somewhere you look everyday! 
Make paper airplanes with someone in your house. Have a contest to see which airplane flies the farthest. Measure the distance if you have a ruler or tape measure.	Play a card game with your friends or family.	Create a song or rap to help someone learn a group of multiplication facts.	Shape Hunt - Walk around and identify different shapes and angles in your home. Use a piece of paper to write about those that you find.
Measure your bedroom to find the length, width, and total area. 	Measure the height of all your family members. Order them from least to greatest, and find the average height.	Create a book of multiplication facts 1- 10. Circle facts that you do not know by heart yet.	Design a card for a friend with a picture that uses a square, a circle, two triangles, and a hexagon! Give it to your friend!

STEAM Choice Board

Going into Grades 3 and 4
East Greenwich School District

Make a hurricane by placing a spoon in a bowl of water. Stir the spoon in a circular motion around the side of the bowl until water is moving around fast. Add drops of food coloring to the center of the water. What happens?	Make your own playdough by mixing water and flour. Add food coloring to make it colorful. 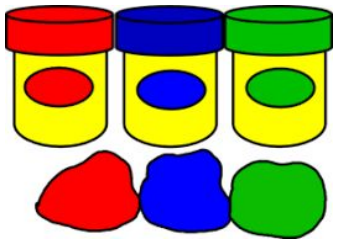	Use the internet to research and complete a fun experiment of your choice.	What Cleans Pennies the Best? Fill some cups with small amounts of different substances (dish soap, salt water, ketchup, mustard, BBQ sauce, vinegar, plain water, lemon juice & milk). Drop a penny into each substance. Make sure the penny is covered. Leave it for 30 minutes. Then wash and/or wipe each penny off with a paper towel. Write about your results.
Design and build a roller coaster using recyclables around the house!	Make a volcano with an adult's help, in a 2-liter bottle or can, by mixing baking soda and vinegar.	Fill a bucket or a sink with water. Choose 8-10 items from around the house to test if the objects sink or float. Make a prediction before testing and write down your results. 	Make a tornado by filling water nearly to the top of a glass jar. Then add a few drops of liquid soap. Tighten the lid and shake the jar swiftly in a circular motion. Set the jar down and you should see a tornado forming in the center of the jar.
Create a short "How-To" video teaching your friends how to do something, like how to play soccer, how to bake cookies, etc.	Invent your own musical instrument. Play it for your family and friends!	Choose one item in your house and conduct research on it. Who created it? When was the item made? What is its purpose? Then, create a poster of your findings!	Create a treasure hunt with a map and clues. Ask family members to follow the clues and find the treasure!
Build something with Legos or blocks!	Use playing cards or index cards to try and build a 3D shape or figure. NO GLUE OR TAPE!	Design and build a sand city at the beach!	Go on a nature walk or hike with your family.