

Catholic Academy of Sussex County  
Summer Reading Assignment for Students Entering **Second Grade**  
2026 - 2027

Students entering **second grade** in September are required to read 1 book of their choice, complete the attached book report form, and complete one project.

If the student reads a fiction story, the child will complete the "What's the Scoop?" book report form. If the book is a non-fiction book, the child will complete the "Non-fiction Notes" book report form instead.

Finally, children will be required to choose a project based on their book. If the student chose a nonfiction book, then he or she will complete the poster activity (see attached). If the child chose a fiction book, then complete the story strip project (see attached). Below is a list of recommended titles and series. Each assignment will be counted as a separate homework grade and is due on Friday, September 4<sup>th</sup>.

"Hang 10" Optional Reading Challenge- Students are invited to complete the attached challenge.

**Suggested Series**

- Frog and Toad Series
- Arthur Series
- Amelia Bedelia Series
- Cam Jansen Series
- Weird School Series
- Magic Tree House Series
- Fly Guy Series
- Henry and Mudge Series
- Danny and the Dinosaur Series
- Little Bear Series
- National Geographic (Non-fiction)
- Times for Kids (Non-fiction)

**Suggested Authors**

- Jan Brett
- Tomie DePaola
- Patricia Reilly Giff
- Cynthia Rylant
- Dr. Seuss
- Seymour Simon (Non-fiction)

# What's the Scoop? Fiction Book Report



Name: \_\_\_\_\_

Title: \_\_\_\_\_

Author: \_\_\_\_\_

Illustrator: \_\_\_\_\_

Main Characters: \_\_\_\_\_

\_\_\_\_\_

Setting: Time? Circle one: Present      Past      Future

Place? \_\_\_\_\_

Write two sentences telling what this book is about:

\_\_\_\_\_  
\_\_\_\_\_

My favorite part is \_\_\_\_\_

\_\_\_\_\_

because \_\_\_\_\_

You should read this book because it is \_\_\_\_\_



\_\_\_\_\_


**Fiction Story Strip**  
**Second Grade Summer Reading Project**  
**Due: Friday, Sept 4th**


After reading a fiction book, you are going to use the plot to create a story strip. Use the following checklist to guide the completion of your project.

- \_\_\_1. In the first box, write the title and author and your name. Draw a picture to show something from the book.
- \_\_\_2. In the second box, draw the main characters and write a sentence about each.
- \_\_\_3. In the third box, draw the setting (where and when the story takes place) and write a sentence to describe it.
- \_\_\_4. In the 4<sup>th</sup> box, write about an important event from the beginning of the story. Draw a picture to match.
- \_\_\_5. In the 5<sup>th</sup> box, write about an important event from the middle of the story. Draw a picture to match.
- \_\_\_6. In the 6<sup>th</sup> box, write about what happens at the end of the story. Draw a picture to match.
- \_\_\_7. Cut out the strips and attach them end to end in number order.
- \_\_\_8. Be prepared to talk to your class about why they should or should not read the book.

**Example**

 Title Author Student Name	 Main Characters  	Describe the Setting  	Event from the beginning  	Event from the middle  	Event from the end of the story  
1	2	3	4	5	6





## Story Strip Rubric

Student: \_\_\_\_\_

CATEGORY	4	3	2	1
<b>Neatness &amp; creativity</b>	All boxes are completed neatly in easy to read handwriting. All drawings are colorful and neat.	Most boxes are completed neatly in easy to read handwriting. Most drawings are colorful and neat.	Some boxes are completed neatly in easy to read handwriting. Some drawings are colorful and neat.	Handwriting is difficult to read. Drawings are unrelated to the story.
<b>Completion &amp; accuracy</b>	All directions have been followed. The story strip includes two main characters, setting, and important events in detailed sentences.	All directions have been followed. The story strip includes two main characters, setting, and important events.	Some information included is not important and/or some directions have not been followed.	Some information is missing or unrelated to the story. Most directions have not been followed.
<b>Language Mechanics</b>	All sentences follow proper sentence structure; including a complete thought, capitalization, spelling & punctuation.	There are one or two errors in sentence structure; including a complete thought, spelling, capitalization & punctuation.	There are three or four errors in sentence structure; including a complete thought, spelling, capitalization & punctuation.	There are five or more errors in sentence structure.
<b>Presentation</b>	Was prepared. Used a loud clear voice. Had good eye contact and smiled. Spoke at a good pace and stood straight. Was enthusiastic.	Used a loud voice. Had good eye contact and smiled. At times spoke too fast or slow.	Spoke with little enthusiasm. At times looked at the floor. Spoke too fast or slow.	Spoke too softly to hear and/ or was unprepared.
<b>Comments/ Total Score</b>				

# Non-fiction Notes-Book Report

Name: \_\_\_\_\_

Title: \_\_\_\_\_

Author: \_\_\_\_\_

Illustrator/photographer: \_\_\_\_\_

Topic/Main Idea:

5 New Words:

The most interesting thing I learned:

A question I still have is...

**Text Features**- Mark an X on the line to show which text features you saw in the book.

- Table of Contents     Captions     labels  
 Glossary     index     diagram  
 headings     bold print

## Nonfiction Book Report

Nonfiction: any story that is based on the real world or events, people, animals, places, or science

### Directions:

1. Select a nonfiction book (not an encyclopedia, reference book or magazine article). Make sure it is a book that you have not read before. Choose a book following the "Five Finger Rule" (five or less words you cannot read on a page and it's too hard!)

2. Make a poster with the following:

~ your name


~book title

~author and illustrator

~two to five interesting facts you learned from the book. Use complete sentences!

3. Illustrate your poster. Be creative in your design and with the materials you use (crayons, markers, paint, colored paper, stickers, etc.)

4. Practice talking about your book so you can share your poster with the class on Friday, September 5th.



## Nonfiction Book Report Project Rubric

Student Name: \_\_\_\_\_

CATEGORY	4	3	2	1
<b>Poster content</b>	Includes name, book title, author and illustration, and five interesting facts. 2-5 interesting facts match the book topic.	Includes name, book title, and author's name. 2-5 interesting facts are included.	Does not include title, illustration and/or author. Only wrote 1 interesting fact.	Does not include title, illustration and/or author. Does not include any of the interesting facts.
<b>Grammar &amp; Spelling</b>	Correct capitalization and punctuation are used. All first grade sight words are spelled correctly.	Correct capitalization and punctuation are used. 2-3 spelling errors.	2-3 capitalization and punctuation errors. 3-5 spelling errors.	Multiple capitalization, punctuation and spelling errors.
<b>Illustrations</b>	Illustrations are large, colorful and detailed. Illustrations fit the content of the book. Creative in design and with materials.	Illustrations are large, colorful and detailed. They fit the content of the book. Was not creative in design and materials.	Illustrations are large and colorful. They fit the content of the book.	Illustrations are not very colorful and did not include much detail. No creativity was used.
<b>Creativity &amp; Neatness</b>	Poster is colorful and detailed. Handwriting is neat. Book title is large and bold.	Poster is colorful but lacks detail. Handwriting is neat. Title is large and bold.	Poster laced color and detail. Handwriting could be neater.	Creativity not used. Handwriting is not legible.
<b>Oral Presentation</b>	Was prepared. Used a loud clear voice. Had good eye contact and smiled. Spoke at a good pace and stood straight. Was enthusiastic.	Used a loud voice. Had good eye contact and smiled. At times, spoke too fast or slow.	Spoke with little enthusiasm. At times, looked at the floor. Spoke too fast or slow.	Spoke too softly to hear and/or was unprepared.
<b>Total Score</b>				



# Hang 10: Summer Reading Challenge

Name: \_\_\_\_\_

Challenge: Read 10 books.

Directions: Record the title and author and answer 1 question about the book.

1) Title: \_\_\_\_\_ Author: \_\_\_\_\_

Who is your favorite character? Tell why.

2) Title: \_\_\_\_\_ Author: \_\_\_\_\_

What is the setting of the story (time & place)?

3) Title: \_\_\_\_\_ Author: \_\_\_\_\_

What is the main problem in the story?

4) Title: \_\_\_\_\_ Author: \_\_\_\_\_

How is the problem in the story solved?

5) Title: \_\_\_\_\_ Author: \_\_\_\_\_

What does this story make you think of?

---

6) Title: \_\_\_\_\_ Author: \_\_\_\_\_

List 3 new words you learned from the book.

---

---

7) Title: \_\_\_\_\_ Author: \_\_\_\_\_

Is the main character someone you want to be friends with? Tell why or why not.

---

---

8) Title: \_\_\_\_\_ Author: \_\_\_\_\_

Is there anything that you would change in the story? What is it and why?

---

---

9) Title: \_\_\_\_\_ Author: \_\_\_\_\_

Would you recommend this book? Tell why or why not.

---

---

10) Title: \_\_\_\_\_ Author: \_\_\_\_\_

What did you learn while reading?

---

---

