

Dear Parents,

Welcome to 1st Grade!

Enclosed is your child's Summer work packet and Book Report to work on throughout the summer months.

**Please have your child complete the packet and book report. Return it to school by Friday, September 4th.**

Attached you will find the directions for your child's book report.

Love,  
The First Grade Teachers

## WELCOME TO FIRST GRADE

### Ice Cream Book Report Directions

**Due on Friday, September 4th**

Please choose a book and complete the book report with your neatest handwriting and coloring. You may read a book to your child or they may read a book to you.

1. **Character Scoop:** Neatly write who the characters are in the story. Color the scoop.
2. **Setting Scoop:** Neatly write where the story takes place. Color the scoop.
3. **Favorite Part Scoop:** Neatly write your favorite part of the story. Color the scoop.
4. **Ice Cream Cone:** Write the title of your book and your name. Color the cone.

Cut out the scoops and then glue the scoops and cone together in the order of: character, setting, favorite part, and then cone at the bottom (holding the ice cream scoops).

We can't wait to see you on the first day of school!

Love,  
The First Grade Teachers

# 1<sup>st</sup> grade Book Report

Book Title:

---

Name

2nd grade book report

Character

A large, cloud-shaped graphic with a thick black outline. Inside the cloud, there is a large area with horizontal lines for writing. The word "Character" is written in a large, bold, sans-serif font across the middle of the cloud. The lines are arranged in a way that suggests a book cover or a report template.

1st grade Book Report

Setting 2


1st grade Book Report

Favorite Part

3


10

On My  
Way to



**FIRST GRADE!**




Practice  
Packet




Name: \_\_\_\_\_



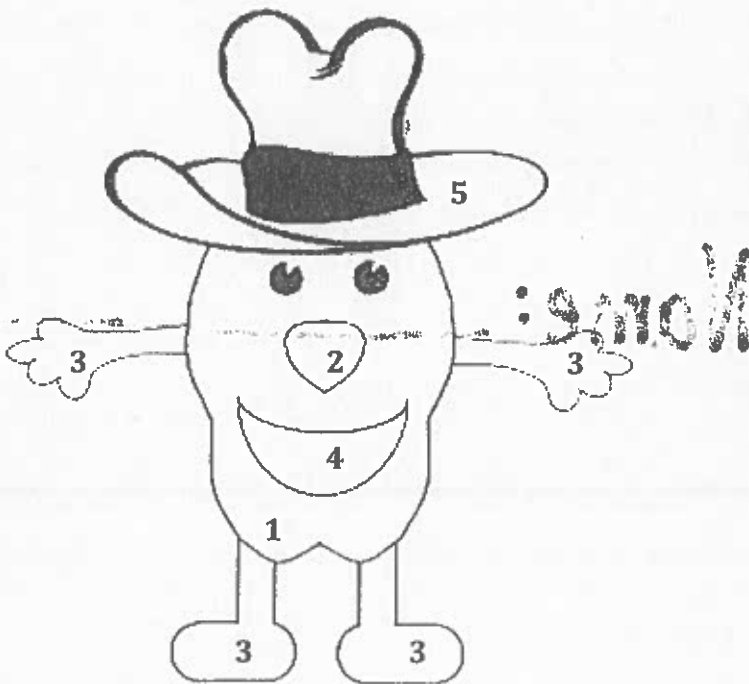
Circle the set that shows more.



Trace the numbers.



Color by the code.




- 1- purple
- 2- green
- 3- orange
- 4- pink
- 5- blue

Trace each word in rainbow colors.


and as on are that

do for here go what


How tall are the boy and girl? Use the blocks to measure.



\_\_\_\_\_ blocks



\_\_\_\_\_ blocks



This is a \_\_\_\_\_.

It is worth \_\_\_\_\_ cents.



**Dime, dime, little and thin.  
I remember, you're worth ten!**


Subtract.



$5 - 3 = \underline{\quad}$


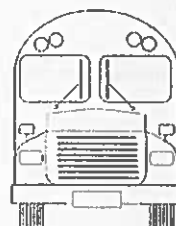



$7 - 2 = \underline{\quad}$





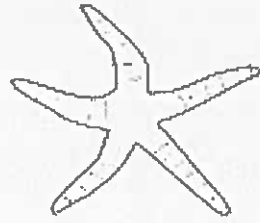


$10 - 5 = \underline{\quad}$

Color the pictures that do not begin with the same sound as *bat*.



---

Color the pictures with a short /u/ sound.

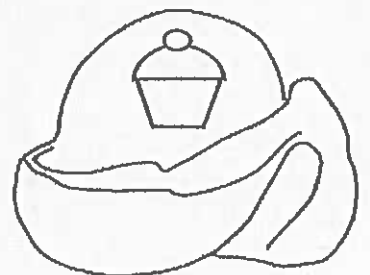
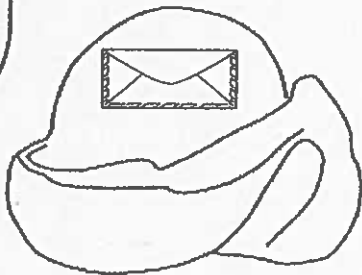
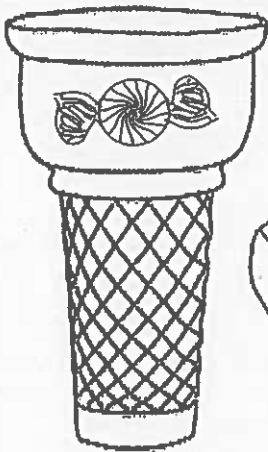
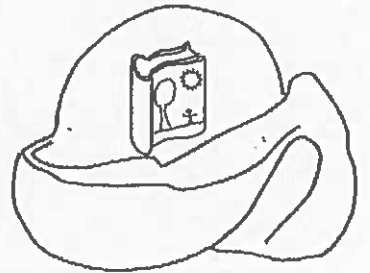




---


Fill in the missing numbers.

1		3			6				10
	12					17			
			24						30
31				35				39	
		43			46		48		
51						57			
			64						70
	72			75				79	


Color the scoops of ice cream that have the same beginning sound as the picture in the cone.



Color 7 chicks.

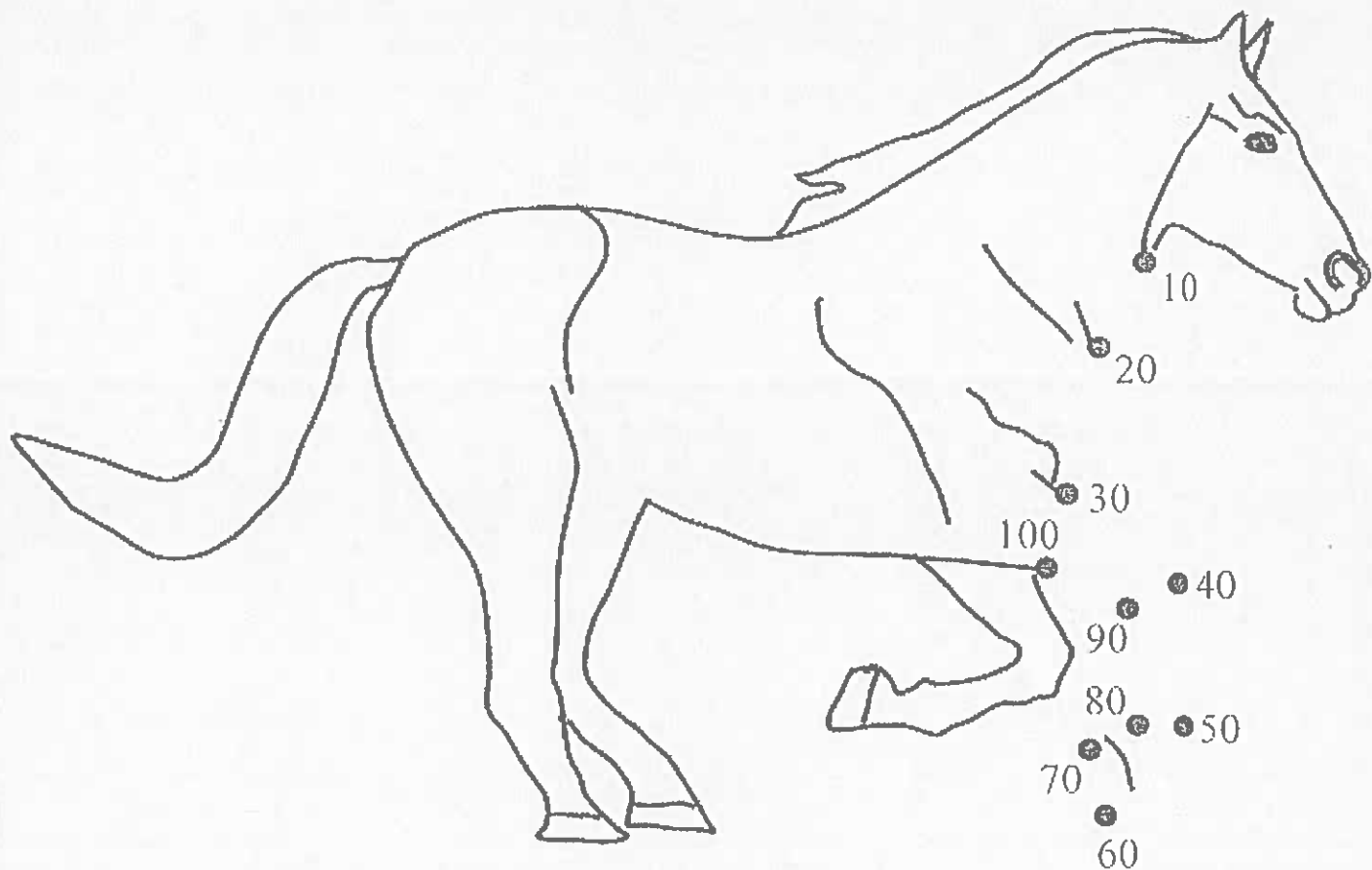


Color 9 dogs.



---

Count by 10's to connect the dots. Color the picture.



---

Write the sentence correctly.

my cat is brown and black.

---

---

---


---

---

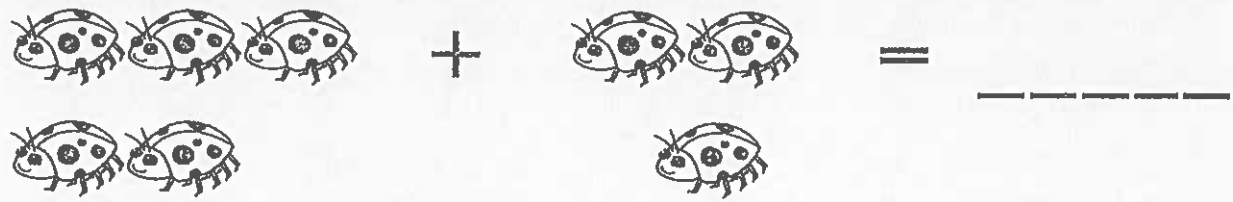
---

---

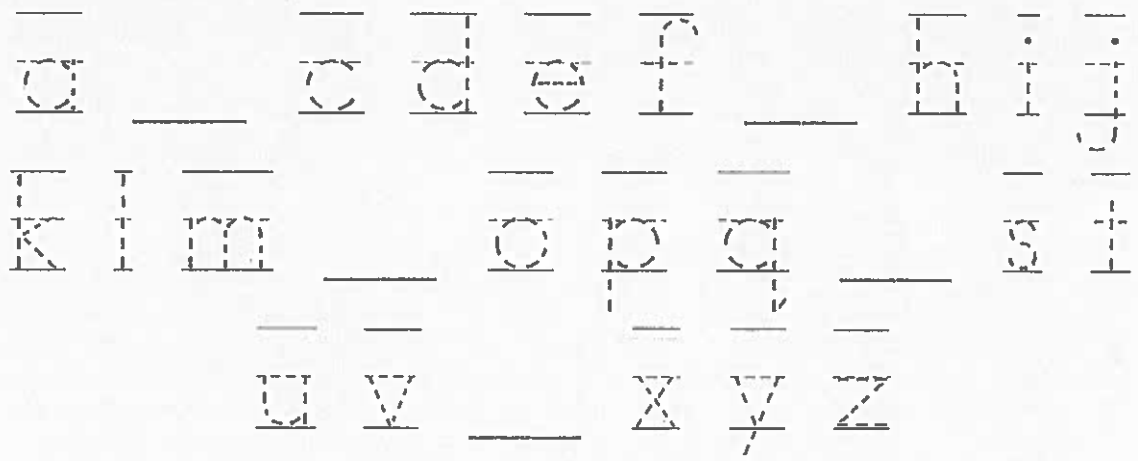
---




Pam sees five bugs. Jim sees three bugs.  
How many bugs do they see in all?



Fill in the missing letters.




Put an "X" on the animal that does not belong.





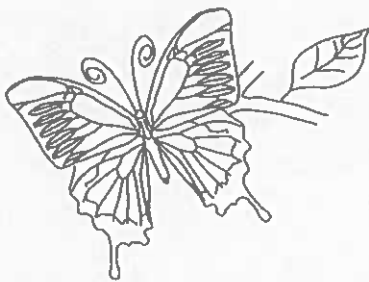
Tom sees seven bags. Jan sees four bags.  
How many bags do they see in all?



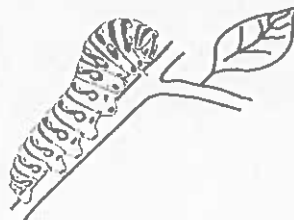
Count by 2's.

2		6			12			18	
---	--	---	--	--	----	--	--	----	--

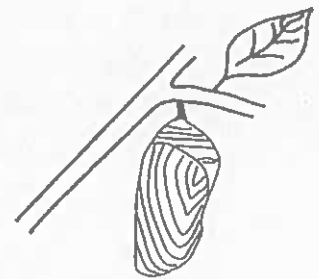
Put these pictures in order by writing a 1, 2, or 3 under the picture.



\_\_\_\_\_



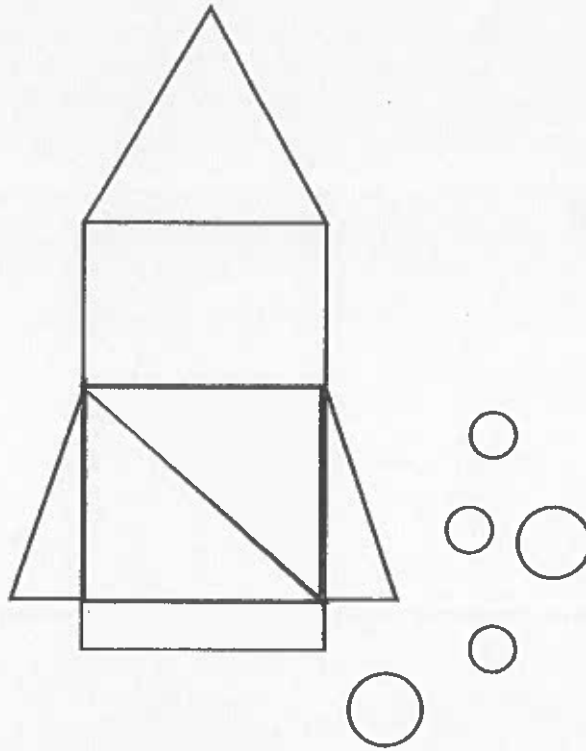
\_\_\_\_\_







\_\_\_\_\_

Is a butterfly an insect? \_\_\_\_\_

Color by the code.




	blue
	orange
	green
	yellow


Fix the sentence and write it correctly.

i like to sit in the sun?

i see a frog on a log.

Substitute sounds to make new words.

If you have  and you change the beginning sound to /m/, you would have \_\_\_\_\_.

If you have  and you change the middle sound to /e/, you would have \_\_\_\_\_.

If you have  and you change the ending sound to /g/, you would have \_\_\_\_\_.

Fill in the ten frame to show each number.

seven 



four 


eight 


ten 


six 



Draw a picture in the box that shows one and more than one.



one	more than one

Write a story to tell about the picture.

Handwriting practice lines consisting of a solid top line, a dashed middle line, and a solid bottom line. There are four sets of these lines provided for writing a story.

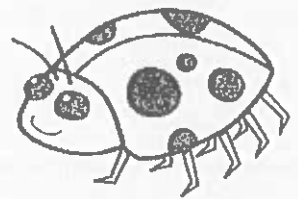


---

Can you read these sentences?

12

- \*They got a hug from Mom.
- \*What was in the little box?
- \*Tom said, "Bud was in the tub."
- \*She said, "Mud is so fun."
- \*You said the rug was big.
- \*What was in the green cup?
- \*The dog dug in the brown mud.
- \*Was a big bug on the rug?
- \*Is the small pup a gift for me?
- \*He said, "I can see a little bit to the left."



---




Fill in the missing numbers.

1		3			6				10
	12					17			
			24						30
31				35				39	
		43			46		48		

Circle all the b's.

a d f b v e d y u h b l o b  
e w b v y j k b v q b a x s  
b m k b u l o p b h l e b t  
s e h t b p b p o u y b t x  
c y b f r b a w q z b f s e  
t r b u p m l b y d b w o j

Color the pictures with the short /a/ sound.



Trace the number words.

0 zero

1 one

2 two

3 three

4 four

5 five

6 six


7 seven

8 eight

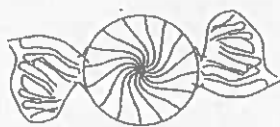
9 nine

10 ten

Circle the number of syllables for each picture.




1 2 3 4 5



1 2 3 4 5



1 2 3 4 5




1 2 3 4 5

Count by 5's.

5			20			35			50
	60			75			90		

Fill in the missing letters to finish the word.



w e \_ \_



\_ \_ a t





\_ \_ a g



o w \_ \_


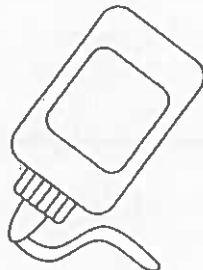
Write or draw 3 rhyming words for *dog*.




Fix the sentence and write it correctly.

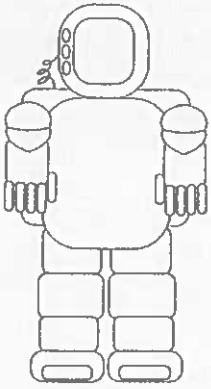
We have for pet bugs

Color the pictures that begin the same as *glasses*.



Choose a word to fill in the blank.

see      to      They



We can \_\_\_\_\_ the moon.

I want \_\_\_\_\_ go with him.

\_\_\_\_\_ can look at the stars.

Color the pennies brown.




I am \_\_\_\_\_ years old.



This is a \_\_\_\_\_.

It is worth \_\_\_\_\_ cents.



**Nickel, nickel, thick and fat.  
You're worth 5 cents, I know that!**

Put these numbers in the correct order.

5 3 7 2 8 10 1 4 6 9 0

-----

Sort these words into the correct column.

dog    wef    vep    rug    bif    hen    pov

REAL	NONSENSE


Draw a stick beside the squirrel.



Draw an acorn inside the tent.



Draw a sun above the tree.



Solve.

$8 + 2 = \underline{\quad}$

$6 + 2 = \underline{\quad}$

$5 + 4 = \underline{\quad}$

$9 + 1 = \underline{\quad}$

$5 + 5 = \underline{\quad}$

$7 + 0 = \underline{\quad}$

$4 + 4 = \underline{\quad}$

$3 + 2 = \underline{\quad}$

$6 + 4 = \underline{\quad}$

