



Kindergarten Summer Reading Program 2026



Dear Kindergarten Families,

Welcome to our Kindergarten Summer Reading Program! We hope you are as excited about participating in this program as we are! We feel confident this program will help inspire your child to become a lifelong reader!

Parents often ask young children's teachers, "What can I do to prepare my child for kindergarten?" Our answer is "Read, read, read!" Our summer reading activities provide our families with tools to build a strong literary and writing foundation for their children. We have designed activities and a work packet that are fun and engaging and will enable them to make real-life literacy connections as they explore language in their own words. These activities will establish a connection between reading, writing, listening, and speaking.

Since all children enter Kindergarten at different reading and writing stages, we do not expect your children to complete assignments independently. These activities have been designed as an opportunity for you and your child to explore reading and writing together during the summer. Please encourage your child to complete as much as they can on their own, then offer your assistance as needed.

We are also asking you and your child to pick a favorite book and make a mobile to tell us about it! We have provided you with a list of book suggestions that you may choose from. A basic mobile may be created from sticks, paper, a hanger, or any other material! Hanging from this, we would like to see the title and author of the book, the setting, and pictures of the main characters. You may even copy pages for the book or have your children write and illustrate it themselves. We will hang these in our classrooms, so please keep them a reasonable size and lightweight for easy hanging. Please make sure your child's name is on the mobile.


Have fun with your project; we can't wait to see your creations when you return them to school! The mobile and Kindergarten packet is due by **Friday, September 4th, 2026.**

We wish you all a healthy, happy, and safe summer!


Sincerely,
Reverend Brown Kindergarten Teachers



On My
Way to



KINDERGARTEN!





Practice
Packet

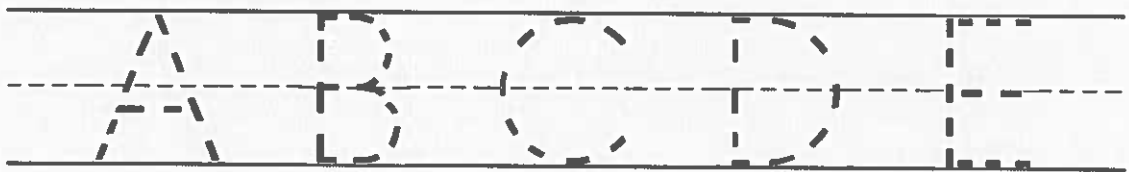


NAME: _____


Circle the set that shows more.



Trace the letters.




Color by the code.

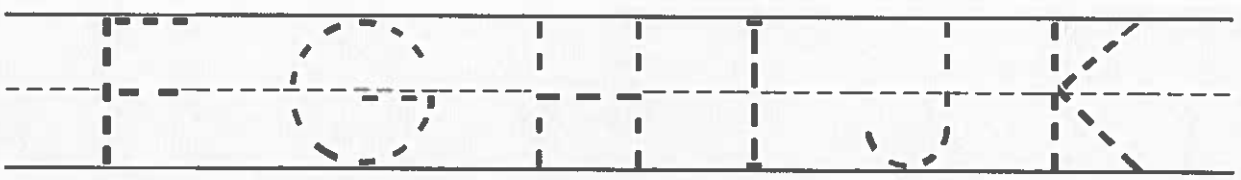


- 1- yellow
- 2- green
- 3- orange
- 4- red
- 5- blue

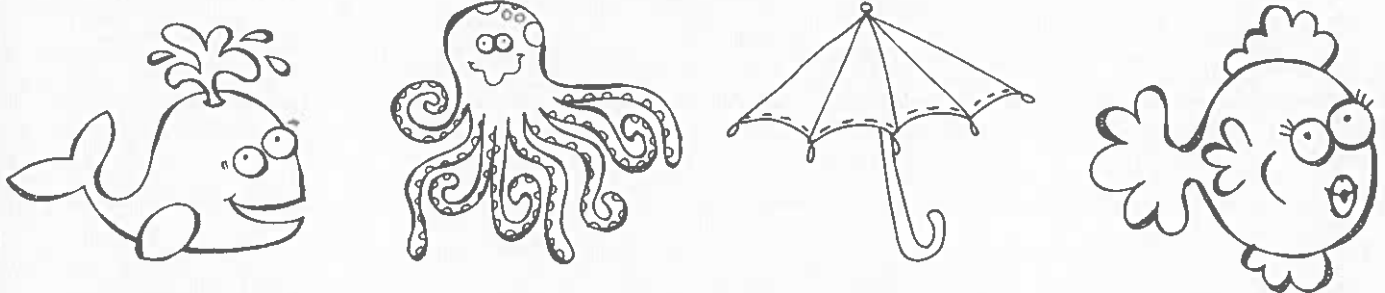
Circle the set that shows more.



Trace the letters.







Put an "X" on the picture that does not belong.



Trace the letters to make a sentence.



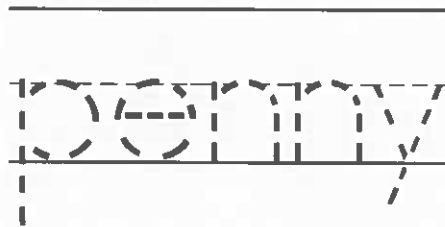
Color the pictures that begin with the letter Ss.





Trace the numbers.




Color the penny brown.



Complete the AB pattern.







Circle the biggest bear. Draw a line under the smallest bear.

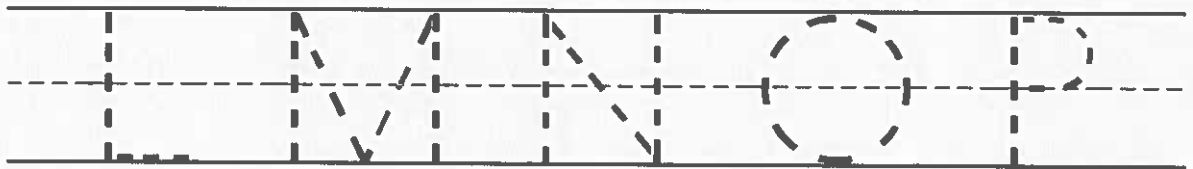


See 3 bears.


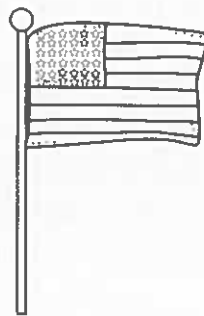


Color the set that shows less.



Trace the letters.



Color the 2 pictures that rhyme.



frog

pig

flag


dog

Pam sees five bugs. Jim sees three bugs.
How many bugs do they see in all?




Color the traffic light.


red
yellow
green

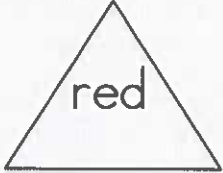





Put an "X" on the animal that does not belong.

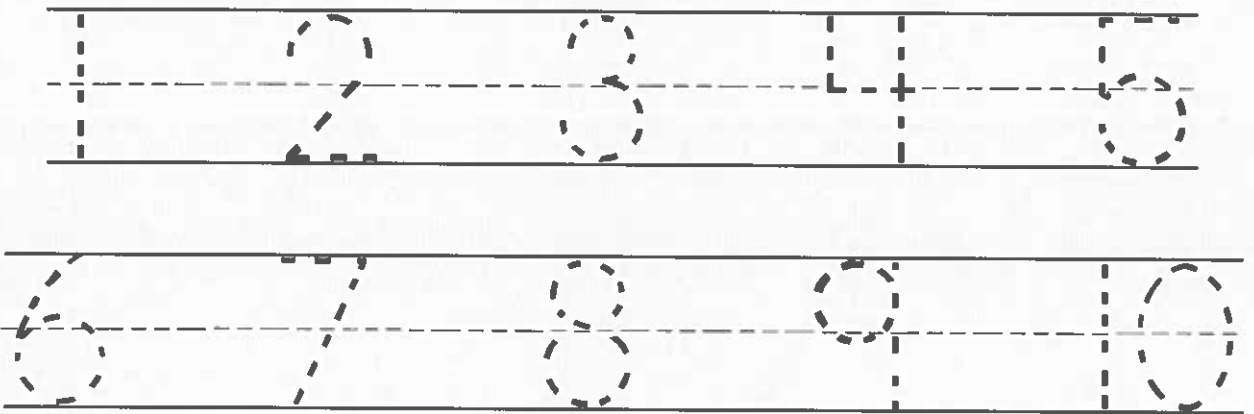


Color by the code.



 red	 blue
 green	 yellow


Trace the numbers.

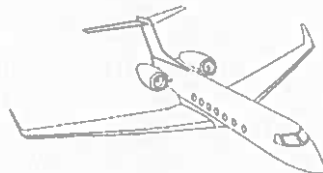


Write the letter for the beginning sound.















Circle the biggest pig.
Put a line under the smallest pig.




Color the pictures that begin with the letter Aa.




Trace the color words. Color in the circle below each color.

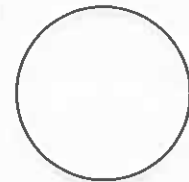
red




blue



yellow



The nickel is gray.




nickel

Fill in the missing numbers.




1		3		5
	7		9	

Write or draw 2 rhyming words for *cat*.



--	--

Color the picture that begins the same as *glasses*.



Tom sees 7 bags. Jan sees 2 bags.
How many bags do they see in all?




+



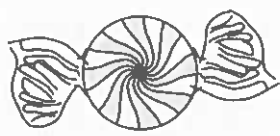
=



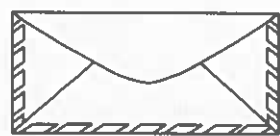
Circle the number of syllables for each picture.



1 2 3 4 5



1 2 3 4 5



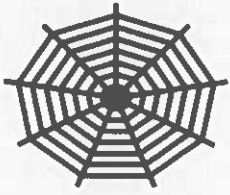
1 2 3 4 5




1 2 3 4 5

I love 2 0 0

Write the letter for the beginning sound.

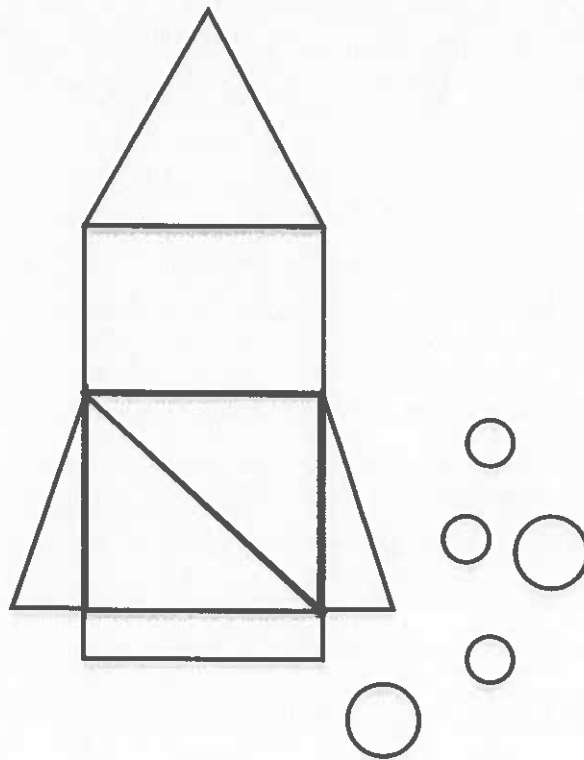












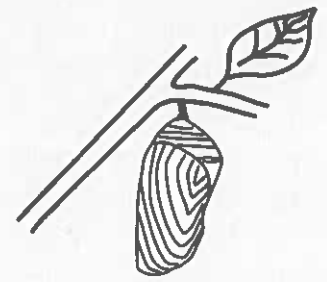
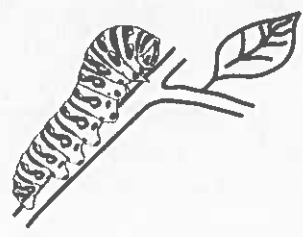

Color by the code.



	blue
	orange
	green
	yellow

How many circles do you see? _____

Put the pictures in order by writing a 1, 2, or 3 under the picture.




I see a butterfly.

Fill in the missing number.

2	9	7	8
_____	_____	_____	_____
6	7	3	5
_____	_____	_____	_____
8	9	4	5
_____	_____	_____	_____

Trace the words and color the picture to match.

The  is red.

Color the fish correctly.


The red fish is 1st.

The yellow fish is 4th.

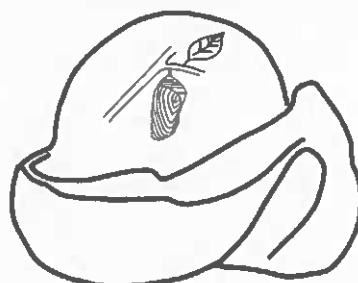




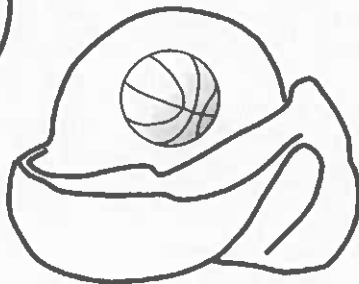
The purple fish is 3rd.

The green fish is 5th.


The blue fish is 2nd.




Color the scoops of ice cream that have the same beginning sound as the picture in the cone.



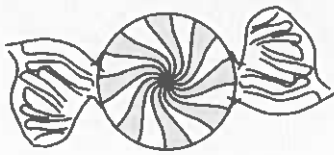
Color 7 chicks.



Color 9 dogs.



Write the letter for the beginning sound.











Add.



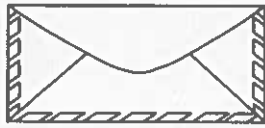


+



=

Color the pictures that begin with the same sound as *bat*.



Trace each word in rainbow colors.

a

to

can

blue

the

I

and

see

Add.



+




= _____

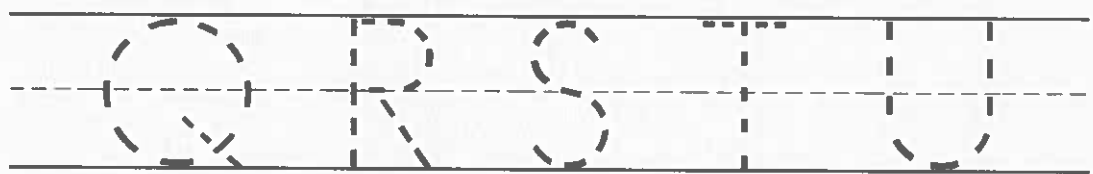
Color the picture. How many flowers did you color?



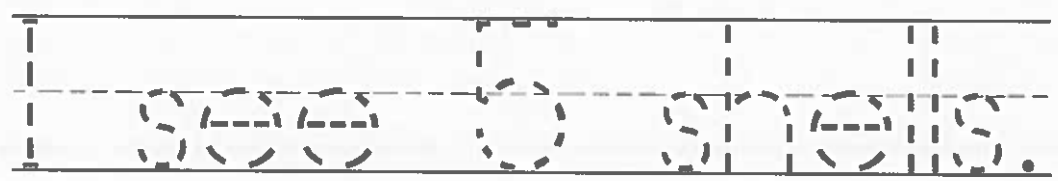
Color the pictures that show ways you can move from place to place.










Trace the letters.



Color the shells.



Draw a line to match the frogs that are the same.



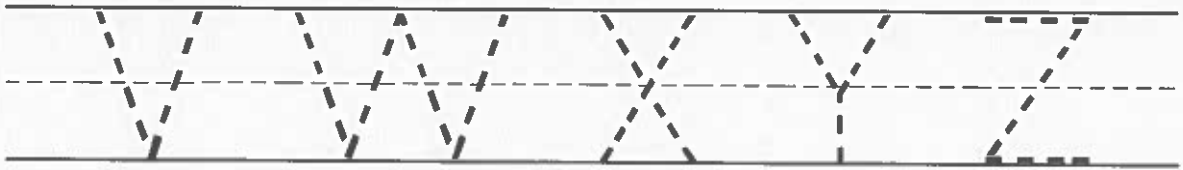
Color 4 of the dimes gray.





Put the pictures in order by writing a 1, 2, or 3 under the picture.



Trace the letters.



Count the coins in the pig.




Draw a stick beside the squirrel.




Draw an acorn inside the tent.



Draw a sun above the tree.





Count and write the number to tell how many.






Trace the lines.




Name each farm animal.




Write your name.


Make up a story to go with the picture.




Draw a line to match the number to the amount shown. Color.



4

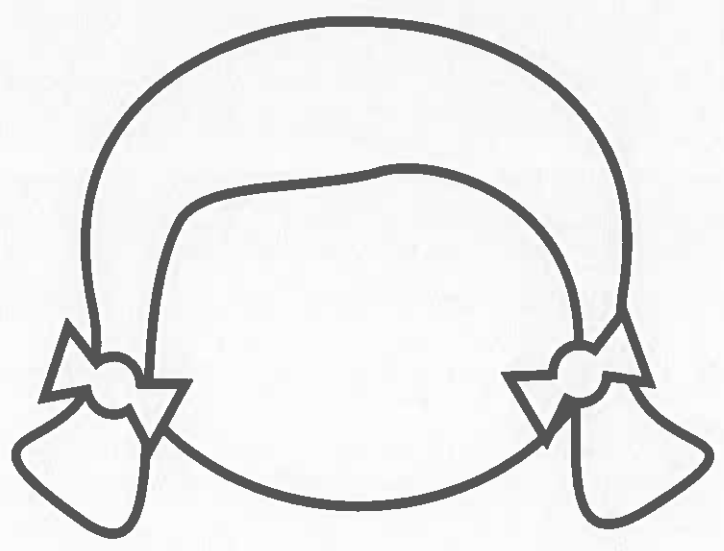
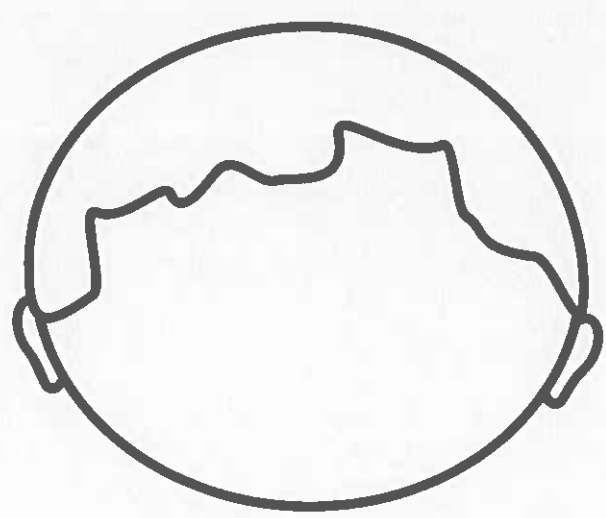


3

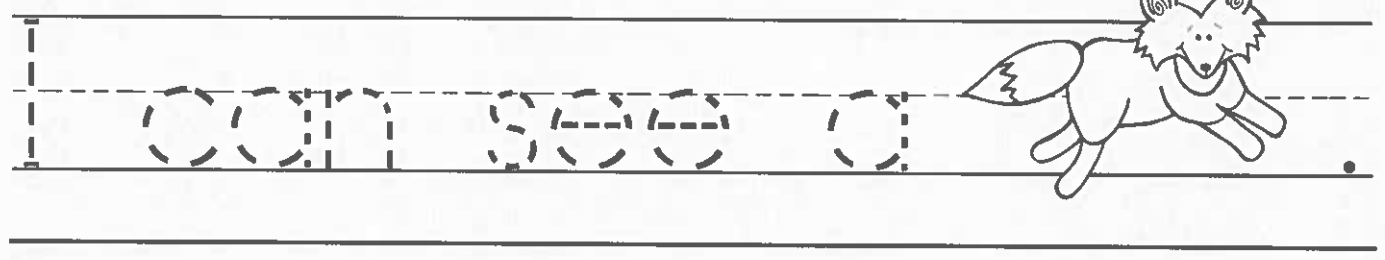


2

Draw a face for the boy and the girl.

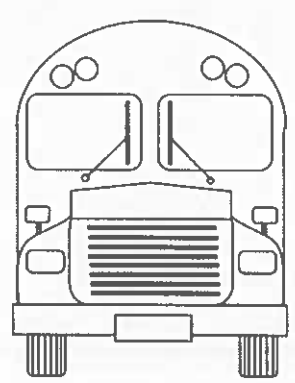



Trace the words to make a sentence.



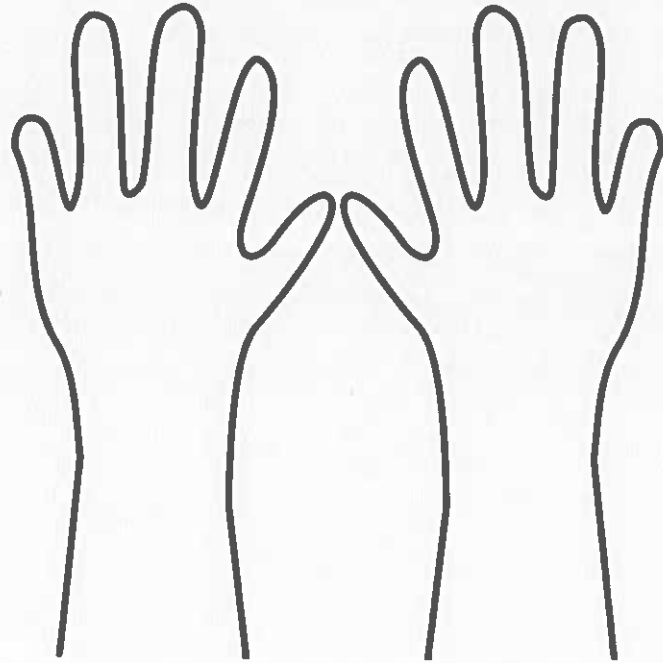
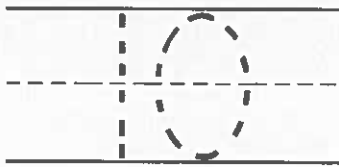
Name each picture.

Write the letter for the sound you hear at the end of the word.


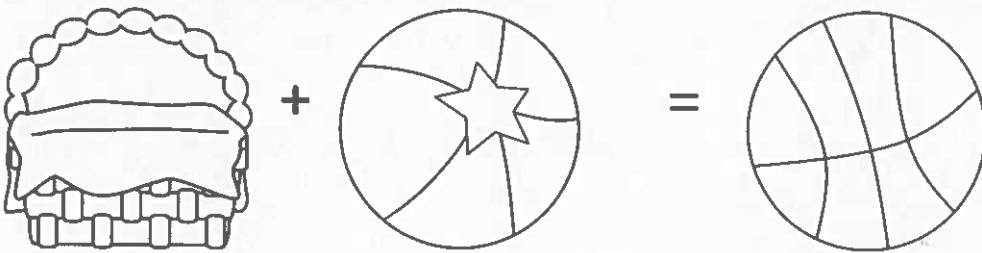




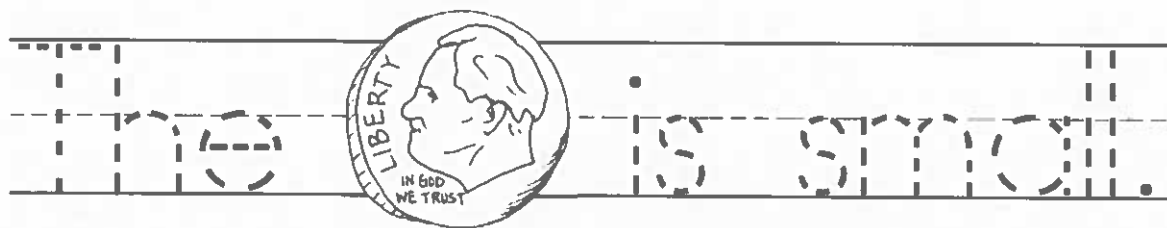

Count your fingers.



Color the pictures for each compound word.



Can you retell the story of Little Red Riding Hood?



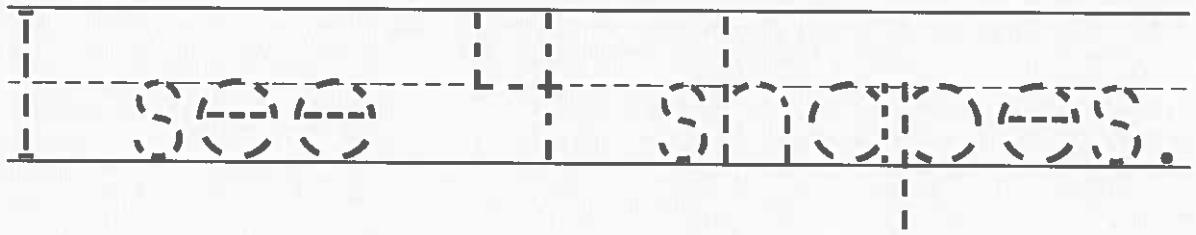


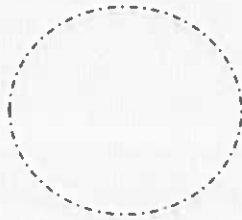
Kim and Jim are eating lunch.
Color the foods on the table that you like to eat.



Circle or highlight the 5's.

4 3 7 5 9 4 5 8 1 2 5 7 6 4
3 9 0 2 3 5 8 9 5 1 2 5 0 8
0 5 3 6 7 2 3 5 2 5 8 9 2 5
3 6 0 8 5 1 4 2 9 5 1 5 0 7

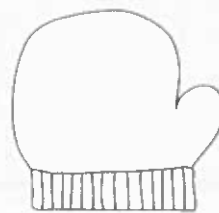

Trace each shape.



Draw a shape with 3 sides	Draw a shape with 4 sides

What would you wear on a hot day? Color these items red.

What would you wear on a cold day? Color these items blue.



Trace the uppercase and lowercase letter

Aa Bb Cc Dd

Ee Ff Gg Hh

Ii Jj Kk Ll

Mm Nn Oo Pp

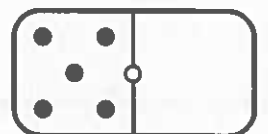
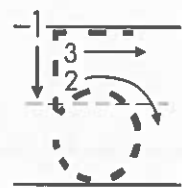
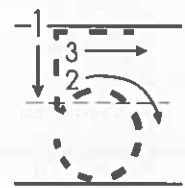
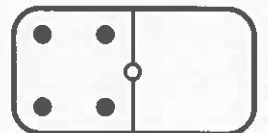
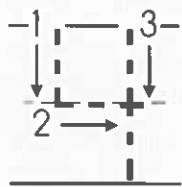
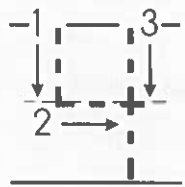
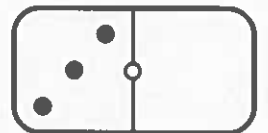

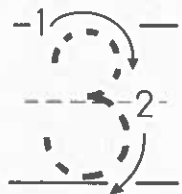
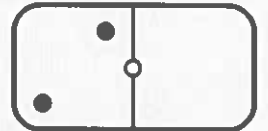
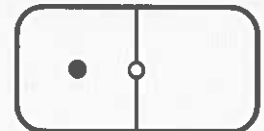
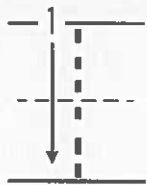
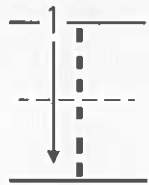
Qq Rr Ss Tt

Uu Vv Ww Xx

Yy Zz

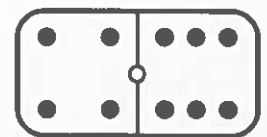
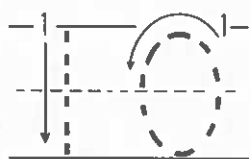
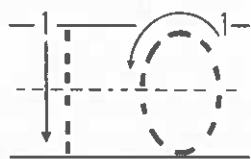
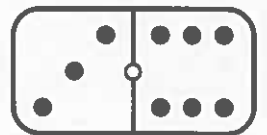
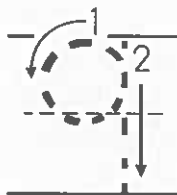
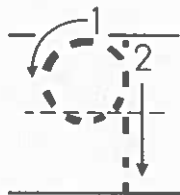
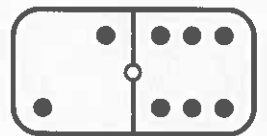
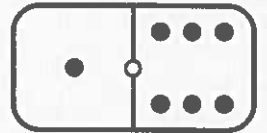
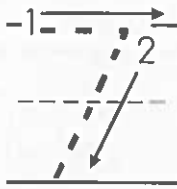
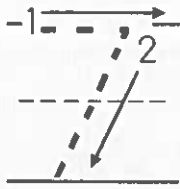
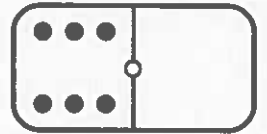
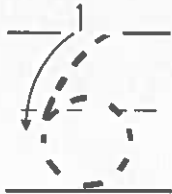
Number Handwriting Practice: 1-5

**Trace the number twice and write it twice on your own! Practice counting to each number using the dots on the dominoes.



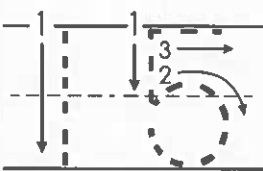

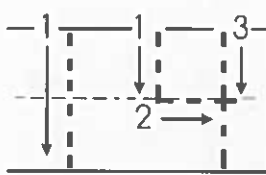
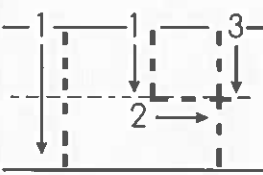
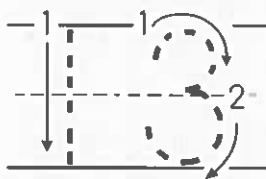
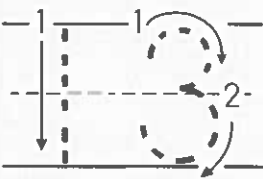
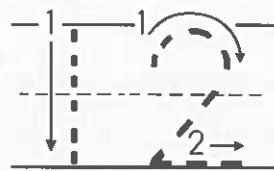
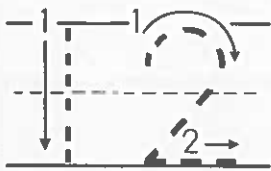
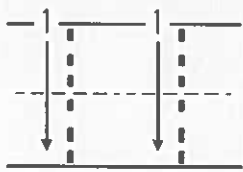
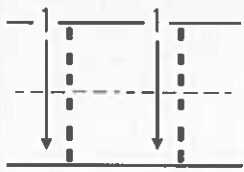
Number Handwriting Practice: 6-10

**Trace the number twice and write it twice on your own! Practice counting to each number using the dots on the dominoes.



Number Handwriting Practice: 1-15


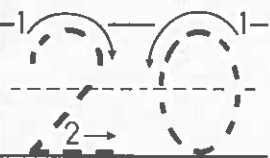
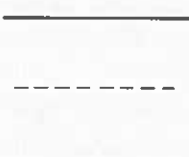


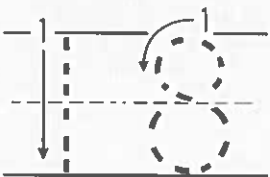
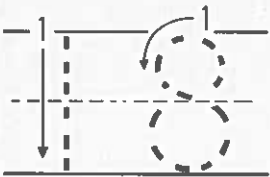

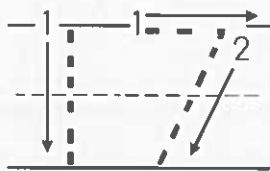
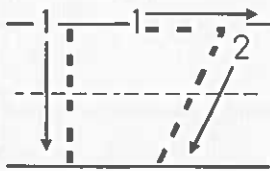

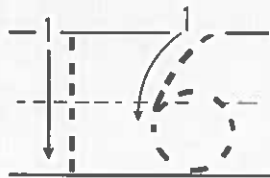
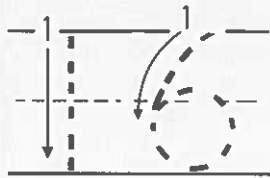
**Trace the number twice and write it twice on your own!
Practice counting to each number using the ice cream cones.



~Extra Practice: Trace numbers with your favorite color crayon or marker. Color the ice cream cones as you count them!


Number Handwriting Practice: 16-20

**Trace the number twice and write it twice on your own!
Practice counting to each number using the ice cream cones.



~Extra Practice: Trace numbers with your favorite color crayon or marker. Color the ice cream cones as you count them!

Draw a picture of you.



Top 100 Children's Picture Books of All-Time



1. **Where The Wild Things Are**
by Maurice Sendak



2. **The Giving Tree**
by Shel Silverstein



3. **Goodnight Moon**
by Margaret Wise Brown



4. **Green Eggs and Ham**
by Dr. Seuss



5. **Cloudy With a Chance of Meatballs**
by Judi Barrett



6. **The Very Hungry Caterpillar**
by Eric Carle



7. **Alexander and the Terrible, Horrible, No Good, Very Bad Day**
by Judith Viorst



8. **Guess How Much I Love You**
by Sam McBratney



9. **Pat The Bunny**
by Dorothy Kunhardt



10. **Love You Forever**
by Robert N Munsch



11. **The Lorax**
by Dr. Seuss



12. **Peek-A-Who?**
by Chronicle Books



13. **Moo, Baa, La La La!**
by Sandra Boynton



14. **Brown Bear, Brown Bear, What Do You See?**
by Bill Martin



15. **Harold and the Purple Crayon**
by Crockett Johnson



16. **The Going to Bed Book**
by Sandra Boynton

17.

Press Here
by Herve Tullet



18.

Pinkalicious
by Victoria Kann



19.

Don't Let the Pigeon Drive the Bus!
by Mo Willems



20.

Animalia
by Graeme Base



21.

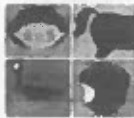
A Sick Day for Amos McGee
by Philip Christian Stead



22.

No, David!
by David Shannon

EVERYONE POOPS



23.

Everyone Poops
by Taro Gomi



24.

Go, Dog, Go!
by P.D. Eastman



25.

Zen Shorts
by John J. Muth



26.

Chicka Chicka Boom Boom
by Bill Martin



27.

Good Night, Gorilla
by Peggy Rathmann



28.

Fancy Nancy
by Jane O'Connor

29.

Blueberries For Sal
by Robert McCloskey



30.

The Lion & The Mouse
by Jerry Pinkney



31.

Flotsam
by David Wiesner



32.

Corduroy
by Don Freeman



33.

Stellaluna
by Janell Cannon

**To see the rest
of this
wonderful list
please go to:**

www.scottsdalelibrary.org/youth/100-best-picturebooks