Name _____

BCS Elementary Summer Math Packet
Fourth Grade for 2026-2027



This is your child's summer math packet. The material contained in this packet is a review from third grade. Please have your child complete this work over the summer. Feel free to assist if your child needs help. The math packet is due on the first day of school, Tuesday, August 11. It will count as a daily grade.

All multiplication facts 0's through 10's should be memorized before 4th grade. Please help your child review multiplication facts over the summer. We highly recommend flashcards. Be sure to see the attachment on the email for Math Facts Summer Practice Materials for other recommended resources to help your student. Fourth grade students will have a timed multiplication test over facts 0-10 the first Friday of school, August 14th.

Thank you,
Fourth Grade Teachers

Name _____

Solve and show your work.
Materials needed: crayon, inch ruler, and centimeter ruler

Write the value of the underlined digit.

1. 2<u>6</u> _____

2. 4<u>3</u>5 _____

3. <u>6</u>19 _____

4. 80<u>4</u> _____

5. Write the number in standard form.

Four hundred four _____

6. Write the missing numbers in the pattern.

21, 18, 15, 12, 9, _____ , _____

Write each number in expanded form.

7. 778 _____

8. 905 _____

Compare. Write <, =, or >.

9. 659 _____ 695

10. 59 _____ 131

11. 937 _____ 939

12. Write the numbers in order from least to greatest. 236, 263, 65, 653

_____ , _____ , _____ , _____

13. Draw one line through the rectangle. Make two triangles.



14. Gary has these 4 number cards. He uses them to make a 2-digit addition problem. He places them so that they make the greatest sum possible. Show how Gary placed the cards.

4	7	1	5

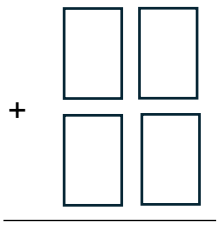

Name _____

15. Write a related subtraction sentence.

84 + 14 = 98

_____ - _____ = _____

16. Write a related addition sentence.

56 – 45 = 11

_____ + _____ = _____

17. Measure the length of the picture to the nearest inch.

About _____ inches



18. Measure the length of the picture to the nearest centimeter.

About _____ centimeters



Find the sum or difference.

19. 43 + 56

20. 148 - 25

21. 283 + 446

22. 757 - 534

23. $6.75 + 2.49

24. 608 - 379

Write a number sentence and solve. Show your work.

25. At the entrance to the baseball park, there are 5 ticket booths. Three people are standing in line at each booth. How many people in all are standing in line?

_____ people in all

Name _____

26. Kareem has these coins. How much money does he have?



Find the sum. Then write the related addition fact.

27. 10 + 0 = _____

_____ + _____ = _____

28. 8 + 3 = _____

_____ + _____ = _____

29. Circle all the fractions that equal 1 whole.

$\frac{1}{1}$ $\frac{1}{2}$ $\frac{2}{2}$ $\frac{3}{4}$ $\frac{2}{3}$ $\frac{4}{4}$

30. Write the fraction for the part shaded.



_____

Compare the fractions. Write <, =, or >.

31. $\frac{1}{4}$ _____ $\frac{1}{3}$

32. $\frac{1}{6}$ _____ $\frac{1}{2}$

33. Write 4 x 8 as an addition sentence.

4 x 8 = _____

Name _____

Use these solid figures to answer questions 34 and 35.

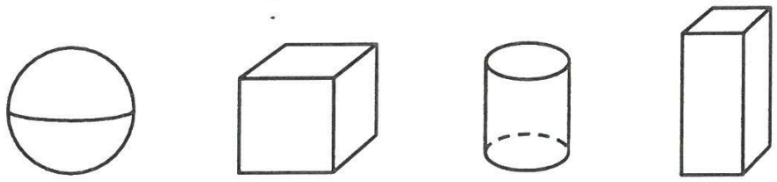

34. Circle the figures that have no vertices.

35. Draw and X on the figures that have 6 faces.

Use the tally chart and bar graph for questions 36 and 37.

Musical Instruments Students Would Like to Learn	
Instrument	**Number of Students**
Violin	||
Guitar	𝍸 ||
Trumpet	|||
Drums	𝍸
Piano	||||

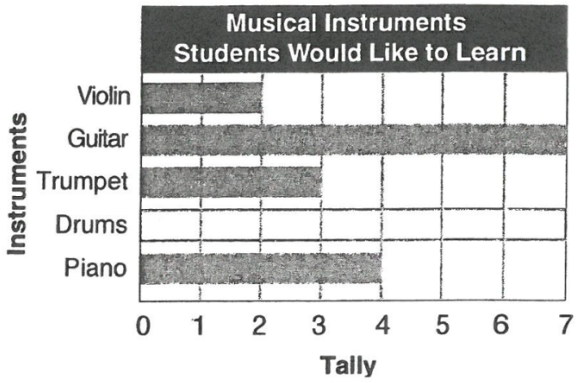

36. How many fewer students chose piano than guitar?

37. Color the bar for Drums.

38. How many twos are in 16? Use the cubes to help you.

16 ÷ 2 = _____



Name _____

39. Bess has 12 stars. She uses 3 stars to decorate each birthday card. How many cards does she decorate?

_____ cards



40. Suppose she decorates 5 cards with 2 stars on each. How many stars should she have? How many stars should be left over?

_____ stars _____ stars left over



41. 10 x 3	42. 6 x 7	43. 7 x 11	44. 3 x 2	45. 6 x 2
46. 2 x 4	47. 12 x 11	48. 0 x 12	49. 3 x 2	50. 10 x 4
51. 6 x 5	52. 11 x 3	53. 12 x 3	54. 6 x 12	55. 8 x 2
56. 12 x 10	57. 3 x 3	58. 4 x 2	59. 5 x 3	60. 1 x 6

Name _____

Rewrite the following problems in proper division form and show your work. (You may use grid paper to ensure proper line up.)

61. 3 ÷ 1 = _____
62. 90 ÷ 10 = _____
63. 84 ÷ 7 = _____
64. 22 ÷ 11 = _____
65. 60 ÷ 6 = _____
66. 33 ÷ 3 = _____
67. 63 ÷ 9 = _____
68. 11 ÷ 11 = _____
69. 35 ÷ 7 = _____
70. 24 ÷ 4 = _____
71. 18 ÷ 9 = _____
72. 88 ÷ 8 = _____
73. 24 ÷ 6 = _____
74. 16 ÷ 2 = _____
75. 60 ÷ 5 = _____
76. 24 ÷ 3 = _____
77. 48 ÷ 12 = _____
78. 40 ÷ 8 = _____
79. 5 ÷ 5 = _____
80. 90 ÷ 10 = _____