Name _____

BCS Elementary Summer Math Packet
Third Grade for 2026-2027



This is your child's summer math packet. The material contained in this packet is a review from second grade. Please have your child complete this work over the summer. Feel free to assist if your child needs help. The math packet is due on the first day of school, Tuesday, August 11. It will count as a completion grade.

Mastery of basic addition and subtraction facts through memorization is important. Mastery of addition and subtraction fact families 0-20 is expected of our students by the end of second grade. During the first two weeks of school, we will take grades on addition facts through 20 and subtraction facts through the teens. Please help your child review addition and subtraction facts over the summer. We highly recommend flashcards! Be sure to see the attachment on the email for Math Facts Summer Practice Materials for other recommended resources to help your child.

Thank you,
Third Grade Teachers

Name _____

Materials needed: Inch ruler

Compare. Write <, =, or >.

1. 67 _____ 49
2. 25 _____ 43
3. 89 _____ 89

Solve. Show your work.

4. Nan has 4 red blocks, 5 green blocks, 6 yellow blocks, and 7 blue blocks. She puts them in stacks of 10. How many stacks are there? How many blocks are left over?

_____ stack of 10 _____ blocks left

5. Jon sees 8 bluebirds on a tree branch. Then 3 robins join the bluebirds. After a while 5 of the birds fly away. How many birds are left on the branch?

_____ birds

6. Sam makes 16 links for a paper chain. Kris makes 3 more links than Sam does. How many links do they have in all?

_____ ◯ _____ = _____

They have _____ links in all.

Complete each pair of related facts.

7. 13 – 7 = _____

_____ + _____ = _____

8. 5 + 3 = □

□ - □ = _____

Name _____

Write slide, turn, or flip to describe each pattern. Circle what comes next in the pattern.

9.



This is a _____ pattern.

10.



This is a _____ pattern.

Find the sum or difference.

11. 12
+ 5
_____

12. 64
+ 3
_____

13. 6
3
+ 2
_____

14. 15
- 6
_____

15. 13
- 8
_____

16. Write different ways to show 8.



8 = ____ + _____



8 = ____ + _____



8 = ____ + _____



17. Draw a  above the table.

18. Draw a  under the table.

Name _____

Use an inch ruler to measure the length of each ribbon.

19. about _____ inches



20. about _____ inches



Write the number that is 10 less. Write the number that is 10 more.

21. _____ 54 _____

22. _____ 23 _____

23. Ben starts soccer practice at 10 o'clock. Meg gets to soccer practice 30 minutes before Ben. At what time does Meg get to practice? Draw and write the time.



Meg gets to practice at _____

Count by 5s and 10s. Write the missing numbers.

24. _____ , 15 , _____ , 25 , _____ , _____ , 40 , _____ , 50, _____

25. 95 , _____ , _____ , 80 , _____ , 70 , 65, _____ , _____ , 50, _____

26. 10 , 20 , _____ , _____ , 50 , _____ , _____

27. 100 , _____ , 80 , _____ , _____ , 50 , _____

Name _____

Write how many tens and ones.
Then write the number and number words.

28. 

_____ tens _____ ones number: _____

number word: _____

29. 

_____ tens _____ ones number: _____

number word: _____

30. 

_____ tens _____ ones number: _____

number word: _____

Use the bar graph to answer questions 31 and 32.



31. How many fewer  than  does Mike have? _____

32. Circle the key charm that Mike has the most of.   

Name _____

Calculate each sum or difference.

33. 166 + 12	34. 213 - 14	35. 987 - 16	36. 515 + 70	37. 208 - 56
38. 688 - 84	39. 368 + 92	40. 889 - 34	41. 631 - 48	42. 586 + 40
43. 985 + 49	44. 284 - 54	45. 753 + 79	46. 805 - 33	47. 257 - 70
48. 227 + 90	49. 112 - 23	50. 392 + 78	51. 259 - 48	52. 962 + 71
53. 989 - 67	54. 463 + 54	55. 446 + 54	56. 147 - 63	57. 472 - 71