

# Today's Goals

- ▶ **Success Criteria:** Students will learn the Bobcat Way and ensure they are successful citizens at First Colony Middle School
- ▶ **Learning Intentions:**
  - ▶ I will be able to understand the meaning of “The Bobcat Way”
  - ▶ I will understand what it means to stay safe on campus
  - ▶ I will understand attendance protocols on campus
  - ▶ I will understand before, during, and after school procedures
  - ▶ I will know how to use my technology responsibly
  - ▶ I will know how to dress appropriately for school





# First Colony Middle School

REINVESTMENT PRESENTATION SPRING 2025

# People You Need to Know



**Ms. Petru**  
Principal



**Ms. Richmond**  
8<sup>th</sup> Grade Associate Principal



**Mrs. Lucas**  
7<sup>th</sup> Grade Assistant Principal



**Mr. Goodwin**  
6<sup>th</sup> Grade Assistant Principal

# Tardies and Hall Passes

- ▶ Students who are late to class (after the bell rings) will receive a tardy. After 3 tardies, you will get a referral and have a consequence. Consistent tardies or misuse of restroom privileges may result in loss of hallway privileges
- ▶ Students must follow the 10/10 rule: You cannot leave class the first or last ten minutes.
- ▶ Tardy Sweeps occur frequently. Tardy sweeps are when randomly selected periods are checked for tardy students. If you are caught in one of these “sweeps” you will have to serve a PM detention.
- ▶ If you are out in the hallway not during a passing period, **you MUST have a hall pass.**
  - ▶ Different areas of the building are designated to different zones for the restroom. You need to stick with your area.



# In the Hallways... The Bobcat Way

Be Respectful

Others' space respected

Be on time to class

Conversation level 1 and school appropriate

Always walk on right side of hall

Tech not allowed between 8:50 – 4:10



# Hallway Expectations

- ▶ Be courteous of where you are going. Say excuse me. Always walk to the right side of the hallway.
- ▶ Do not stop and group up in the middle of the hallways. You block the flow of traffic.
- ▶ Do not run in the hallways. Horseplay (play fighting, dunking, etc.) are unacceptable. We walk at all times.
- ▶ Personal displays of affection are not allowed on campus.



# Before School Procedures

- ▶ The building will open at 8:20 AM. 1<sup>st</sup> period starts at 8:50am.
- ▶ Report to your grade level areas, have breakfast in the commons, or go for tutorials. You must stay in your holding area (you must stay with your tutorial teacher until 8:45am)
- ▶ Technology is OKAY (no camera usage, school appropriate content, one earbud in at a time etc.)








# Before School Procedures

- ▶ If you eat breakfast, you must sit at one of the designated breakfast tables.
- ▶ You may only sit at the breakfast tables if you PURCHASE breakfast from FCMS. Breakfast from home should be eaten at home.
- ▶ You have 5 minutes once you sit down with your breakfast to finish.
- ▶ Report immediately to your assigned holding area (6<sup>th</sup> & 7<sup>th</sup> grade to gym, 8<sup>th</sup> grade to other tables in Commons)



## Turn and Talk with a Partner

- ▶ What is new about the before school procedures?
- ▶ Can you sit at the breakfast tables if you bring breakfast from home?

<b>Day</b>	<b>Subjects</b>	
<b><i>Monday</i></b>	Math History/SS	
<b><i>Tuesday</i></b>	 ELA Science	
<b><i>Wednesday</i></b>	History/SS Electives	
<b><i>Thursday</i></b>	 Math Science	
<b><i>Friday</i></b>	ELA Electives	

***Students may only attend tutorials for these subjects or if they have a pass from a teacher.***

# Tutorials

Once you're in tutorials, you **MUST** stay in that teacher's room until dismissal.

# Morning Tutorials

- ▶ You must report to tutorials on-time in order to get a tutorials pass to be upstairs.
- ▶ You **MUST** have a pass from the teacher on duty by the Commons stairs in order to go to **ANY** tutorial including science and electives that are downstairs.
- ▶ No Pass=No Tutorial
- ▶ If you are caught in the hallway without a tutorials pass before school, you will receive a consequence.



## Turn and Talk with a Partner

- ▶ Who has to have a pass in order to go to any tutorial whether upstairs or downstairs?
- ▶ Where do you get a tutorial pass?

# Lunch Procedures

- ▶ Enter the commons and get seated quickly. You may not save seats for anyone.
- ▶ Wait until your table is released to the lunch line.
  - ▶ If you need to use the microwave, go after your table is called.
  - ▶ You may only go through one line. Make sure you have money with you or in your account.
  - ▶ If one line is too long, it may be closed. In that case, you need to make a different selection.

# Lunch Procedures

- ▶ Do not share food
- ▶ You have about 30 minutes for lunch. We want you to visit and enjoy your friends, but you also need to eat in a timely manner.
- ▶ Wait until your table is called for dismissal. At that time, clean up all trash and put it in the garbage can. Be sure to walk all the way around the three pillars.
- ▶ Restrooms are closed during dismissal.
- ▶ Do not take any food or drinks out of the commons.

# Lunch Procedures

- ▶ On tech days, you are only allowed to use your District issued laptop.
- ▶ You must be on school-appropriate material, including games.
- ▶ Games that feature weapons, violence, etc. are not school-appropriate.

# Turn and Talk with a Partner

- ▶ What kinds of websites/games are you allowed to be on during Lunch Tech Days?

# Cafeteria Expectations

- ▶ Raise your hand if you need assistance, restroom, etc.
- ▶ Keep your area clean by disposing of trash properly. **You will wait until an adult comes to dismiss your table to throw trash away**
- ▶ Do not take any food or drink items out of the cafeteria (only water may leave if in containers that can be closed/sealed).



# After School Procedures

- ▶ When the dismissal bell rings, bus riders report to the bus ramp and board your bus as soon as possible. You need to check the board for the location of your bus.
- ▶ Car riders exit through the doors closest to their ride. The front door is your best option.
- ▶ Walkers and bike riders exit through bus ramp doors. **You MUST be off campus by 4:20pm or their will be discipline consequences.**
- ▶ Bus Riders have 5-7 minutes to load the buses
- ▶ No loitering (hanging out) after school is dismissed MUST go directly home.
- ▶ You must head directly to your after school club/organization and will not be allowed reentry into to building. You have 5 minutes to get to your extra curricular activity.



## Turn and Talk with a Partner

- ▶ If you are a biker/walker, what is new about the after school procedures?

# Digital Citizenship

- ▶ Students are expected to follow all the guidelines in the digital citizenship policy.
- ▶ Students are expected to know that technology use is not private and is monitored frequently by the district, **this includes your Outlook email usage**
- ▶ Violation of computer use policy will result in disciplinary action, loss of access, and responsibility for costs associated with repair/replacement.
- ▶ Remember that anything you post on social media could become a problem at school if it disrupts our educational environment.



# Technology Use for the School Year



- ▶ Upon arrival, students will be allowed to use their cell phones until being dismissed from their grade level areas in the morning.
- ▶ Cell phones, and headphones/earbuds **will be put in locker** before first period and remain there until 4:10 dismissal.
- ▶ Smart watch devices will be prohibited in testing environments.
- ▶ Students should not have their phones or headphones on them at any time during the school day, from 8:50 – 4:10.
- ▶ **Students need to bring their laptop and charger to class DAILY. Students can only use the district provided laptop in class.**



## We are not responsible...

- ▶ We are not responsible for lost or stolen items.  
PLEASE do not leave your belongings outside in the hallway or out of your locker!!
- ▶ You must also lock up your bicycles.



# Dress Code

- ▶ **Pants/jeans/shorts must be worn at the hip and must cover undergarments.**
- ▶ **Shorts & skirts must be at midhigh.**
- ▶ **Pants that are torn or have holes in them must **not** have any undergarments showing**



# Dress Code


- ▶ Shirts must touch belt line, with no revealing undergarments or midriff, while **sitting or standing**, all the way around
- ▶ Shirts may not have words/images relating to alcohol, tobacco, weapons, drugs or anything profane, violent, offensive or insults to others.



# Dress Code



- ▶ **No pajama wear, unless it is a designated spirit day**
- ▶ **No tights/leggings unless accompanied with a shirt that covers the posterior**
- ▶ **Revealing clothing of any type is prohibited**
- ▶ **No see-through material**
- ▶ **Oversized pants/shorts that sag and worn below the waist are inappropriate. Pants/jeans/shorts must be worn at the hip and must cover undergarments**




# Dress Code

▶ Attire that is distracting or causes a disturbance or identifies a student as part of an unauthorized group is prohibited (bandanas, shoelaces, chains, t-shirts, etc.)

▶ No hats/caps/doo-rags/wave caps/bandanas/hoods/bonnets worn inside the building.

▶ A hat **MAY** be worn on a designated spirit day or as a purchased PBIS Reward



# Dress Code



- ▶ **Appropriate shoes must be worn for student safety.**
- ▶ **House shoes and slippers are not allowed.**



# Student ID Expectations

- ▶ IDs must be worn on campus at all times (before/after school activities as well), with the exception of PE.
- ▶ Damaging IDs will result in a \$5 fee and referral. Damaging your ID includes drawing on it, breaking it, putting stickers on it, etc.
- ▶ Students shouldn't swap IDs with any other students. Doing so is not following our safety protocol on campus.
- ▶ If you forgot your ID for the day, you need to get a temporary one. You get 3 warnings before you have to pay a fee and receive a referral.

# Security

- ▶ **Officer Hoang** is our campus police officer.
- ▶ His office is located in the hallway behind the AP office (back science hallway)
- ▶ You are responsible for your own belongings. Please do not leave your stuff lying around.
- ▶ Security cameras are in place for your safety and the school's safety.



# Being a Bobcat

You are expected to follow the FBISD Student Code of Conduct at all times.

Demonstrate courtesy and respect to all students, staff, teachers, and other volunteers.  
Get to class on time and be prepared with appropriate materials.

We expect your behavior at school activities to be the same behavior we expect at school. This includes athletic events and other extra curricular events.

# THE BOBCAT WAY



**B**E A BOBCAT 24/7

**C**OFFER HELP

**B**E RESPECTFUL

**C**CARE FOR OTHERS

**A**CCCEPT DIFFERENCES

**T**TREAT OTHERS THE WAY  
YOU WANT TO BE TREATED

## Turn and Talk with a Partner

- ▶ Why do you believe that following school expectations/rules is important?



Make it a Great Day Bobcats!