

Q6

158 responses

Honest-Transparent:



4 - Very Important
100.00% (158)

	4 - Very Important	3 - Somewhat Important	2 - Not Very Important	1 - Not a Consideration	Total
(no label)	100.00%	0%	0%	0%	158
	158	0	0	0	158



1 answers are combined

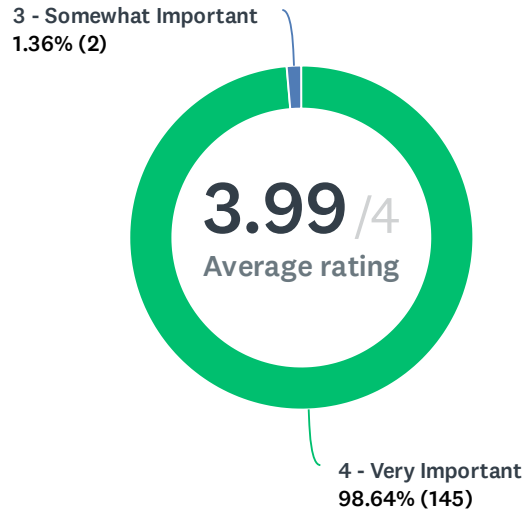
Basic statistics

Minimum	Maximum	Median	Mean	Standard Deviation
4.00	4.00	4.00	4.00	0.00

Q27

147 responses

Ability to attract and retain high quality teachers, administrators, and staff:



	4 - Very Important	3 - Somewhat Important	2 - Not Very Important	1 - Not a Consideration	Total
(no label)	98.64%	1.36%	0%	0%	147
	145	2	0	0	147



1 answers are combined

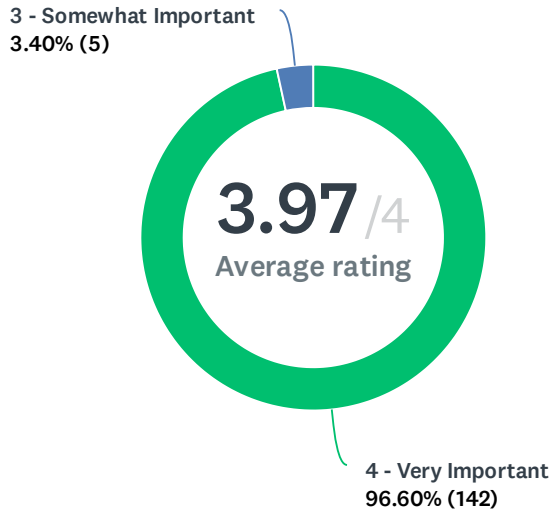
Basic statistics

Minimum	Maximum	Median	Mean	Standard Deviation
3.00	4.00	4.00	3.99	0.12

Q29

147 responses

Strong work ethic:



	4 - Very Important	3 - Somewhat Important	2 - Not Very Important	1 - Not a Consideration	Total
(no label)	96.60%	3.40%	0%	0%	147
	142	5	0	0	147



1 answers are combined

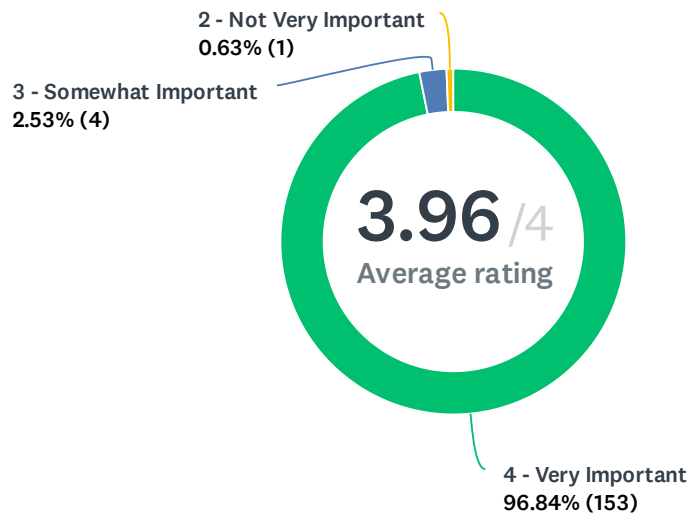
Basic statistics

Minimum	Maximum	Median	Mean	Standard Deviation
3.00	4.00	4.00	3.97	0.18

Q3

158 responses

Willing to make difficult decisions:



	4 - Very Important	3 - Somewhat Important	2 - Not Very Important	1 - Not a Consideration	Total
(no label)	96.84%	2.53%	0.63%	0%	158
	153	4	1	0	158



1 answers are combined

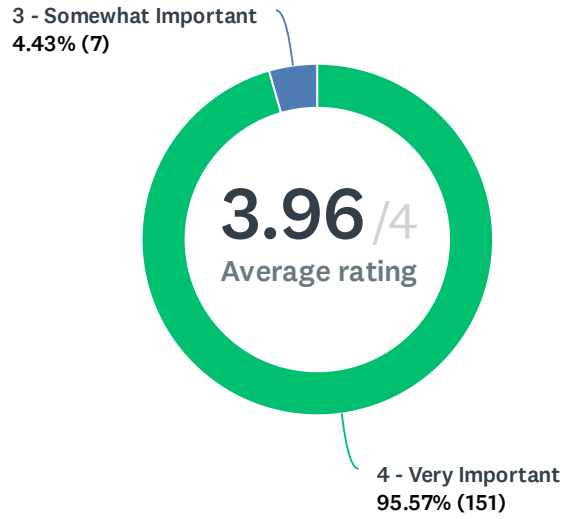
Basic statistics

Minimum	Maximum	Median	Mean	Standard Deviation
2.00	4.00	4.00	3.96	0.22

Q2

158 responses

Willing to listen to students, parents, community, and staff :



	4 - Very Important	3 - Somewhat Important	2 - Not Very Important	1 - Not a Consideration	Total
(no label)	95.57%	4.43%	0%	0%	158
	151	7	0	0	158



1 answers are combined

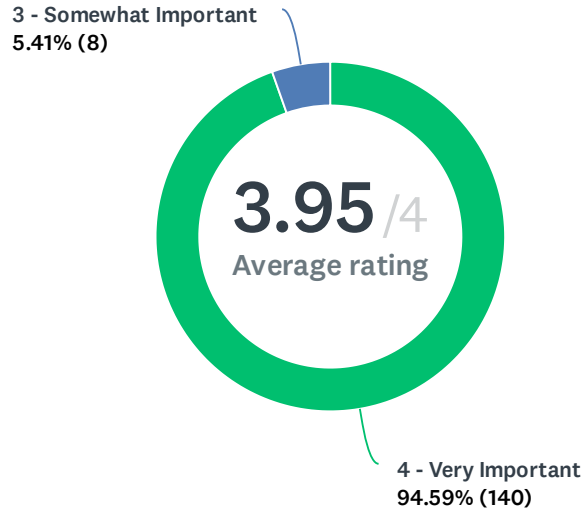
Basic statistics

Minimum	Maximum	Median	Mean	Standard Deviation
3.00	4.00	4.00	3.96	0.21

Q26

148 responses

Willing and able to hold educators and administrators accountable:



	4 - Very Important	3 - Somewhat Important	2 - Not Very Important	1 - Not a Consideration	Total
(no label)	94.59%	5.41%	0%	0%	148
	140	8	0	0	148



1 answers are combined

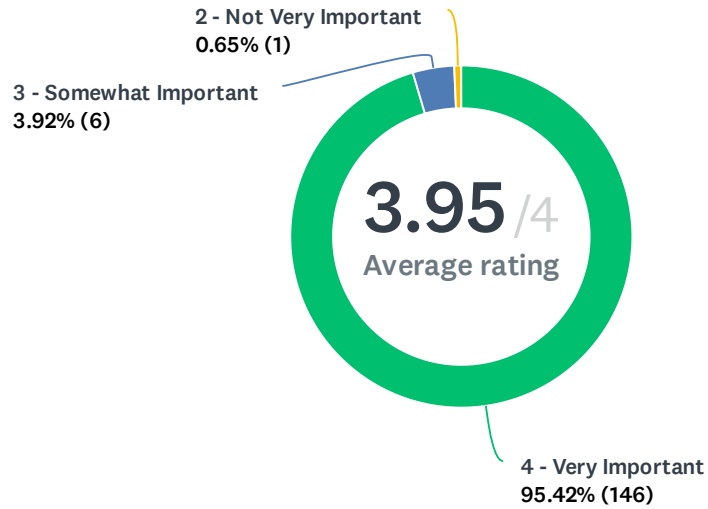
Basic statistics

Minimum	Maximum	Median	Mean	Standard Deviation
3.00	4.00	4.00	3.95	0.23

Q16

153 responses

High ethical and moral standards:



	4 - Very Important	3 - Somewhat Important	2 - Not Very Important	1 - Not a Consideration	Total
(no label)	95.42%	3.92%	0.65%	0%	153
	146	6	1	0	153



1 answers are combined

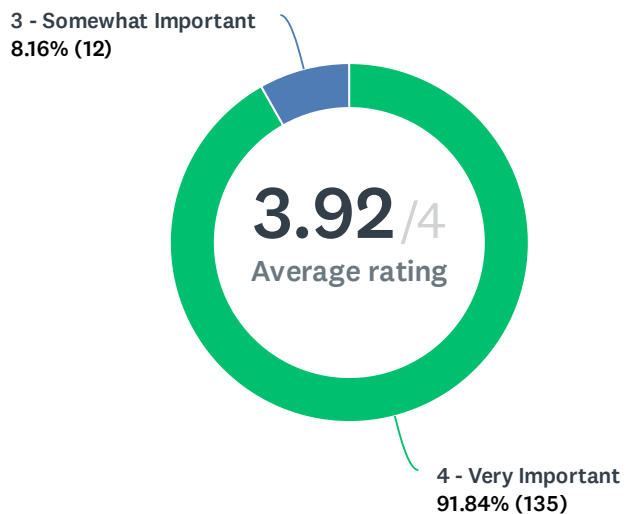
Basic statistics

Minimum	Maximum	Median	Mean	Standard Deviation
2.00	4.00	4.00	3.95	0.25

Q25

147 responses

Willing to admit to problems and mistakes:



	4 - Very Important	3 - Somewhat Important	2 - Not Very Important	1 - Not a Consideration	Total
(no label)	91.84%	8.16%	0%	0%	147
	135	12	0	0	147



1 answers are combined

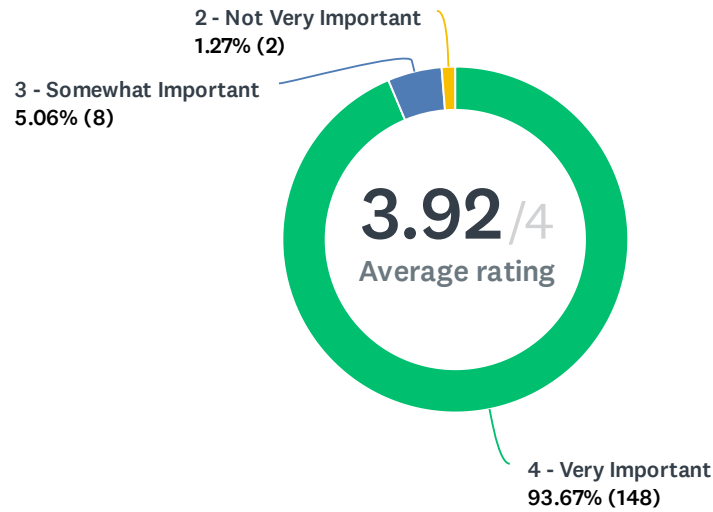
Basic statistics

Minimum	Maximum	Median	Mean	Standard Deviation
3.00	4.00	4.00	3.92	0.27

Q10

158 responses

Ability to promote a positive climate for student learning with high expectations for students and staff:



	4 - Very Important	3 - Somewhat Important	2 - Not Very Important	1 - Not a Consideration	Total
(no label)	93.67%	5.06%	1.27%	0%	158
	148	8	2	0	158



1 answers are combined

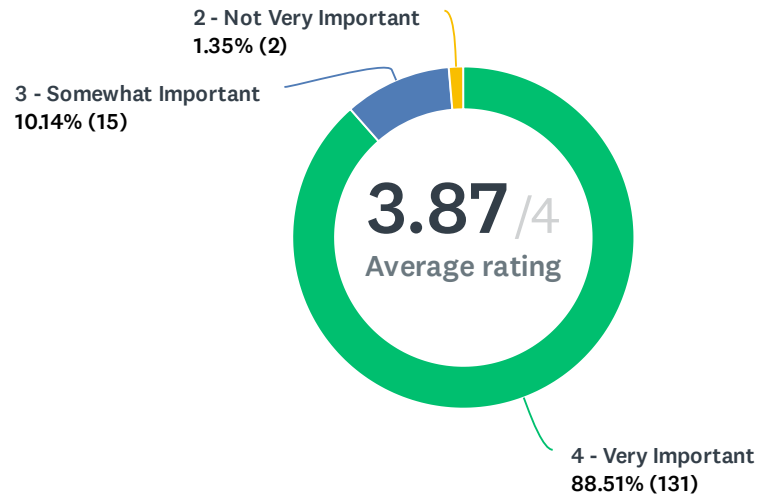
Basic statistics

Minimum	Maximum	Median	Mean	Standard Deviation
2.00	4.00	4.00	3.92	0.31

Q22

148 responses

Ability to work effectively and in harmony with the School Board:



	4 - Very Important	3 - Somewhat Important	2 - Not Very Important	1 - Not a Consideration	Total
(no label)	88.51%	10.14%	1.35%	0%	148
	131	15	2	0	148



1 answers are combined

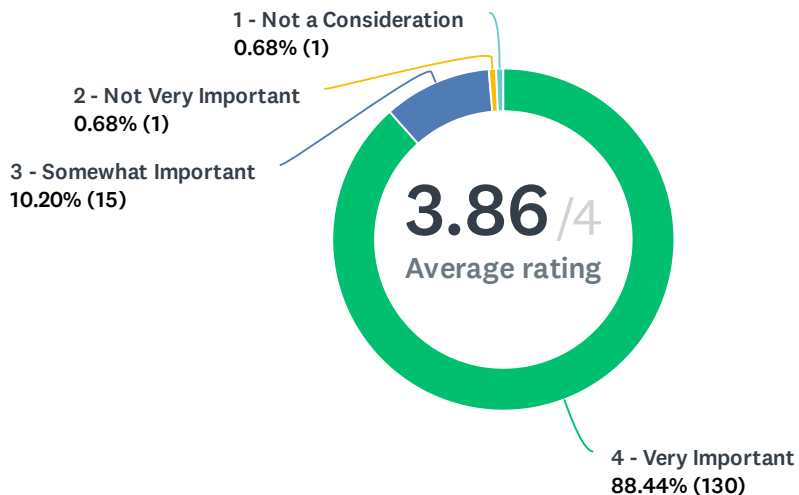
Basic statistics

Minimum	Maximum	Median	Mean	Standard Deviation
2.00	4.00	4.00	3.87	0.37

Q31

147 responses

Knowledge and experience with student safety:



	4 - Very Important	3 - Somewhat Important	2 - Not Very Important	1 - Not a Consideration	Total
(no label)	88.44%	10.20%	0.68%	0.68%	147
	130	15	1	1	147



1 answers are combined

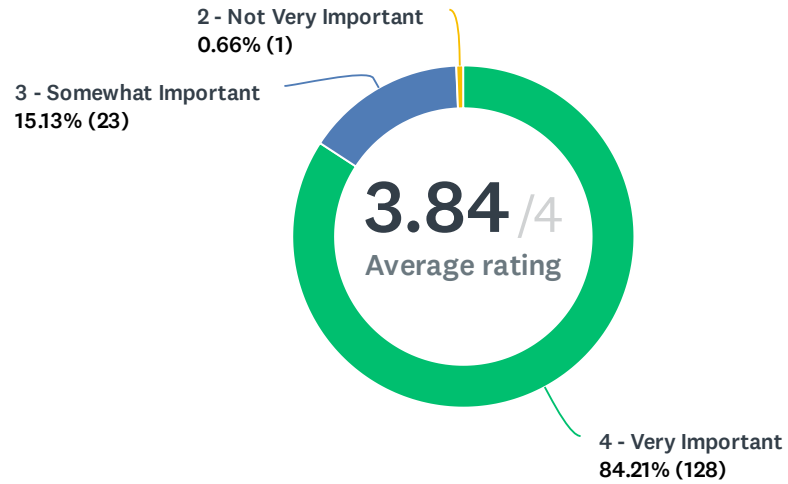
Basic statistics

Minimum	Maximum	Median	Mean	Standard Deviation
1.00	4.00	4.00	3.86	0.41

Q17

152 responses

Ability to improve student achievement levels:



	4 - Very Important	3 - Somewhat Important	2 - Not Very Important	1 - Not a Consideration	Total
(no label)	84.21%	15.13%	0.66%	0%	152
	128	23	1	0	152



1 answers are combined

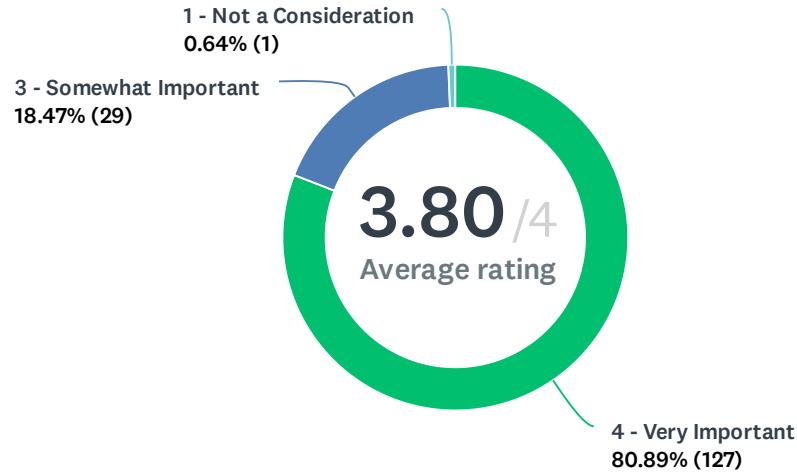
Basic statistics

Minimum	Maximum	Median	Mean	Standard Deviation
2.00	4.00	4.00	3.84	0.39

Q5

157 responses

Classroom teaching experience:



	4 - Very Important	3 - Somewhat Important	2 - Not Very Important	1 - Not a Consideration	Total
(no label)	80.89%	18.47%	0%	0.64%	157
	127	29	0	1	157



1 answers are combined

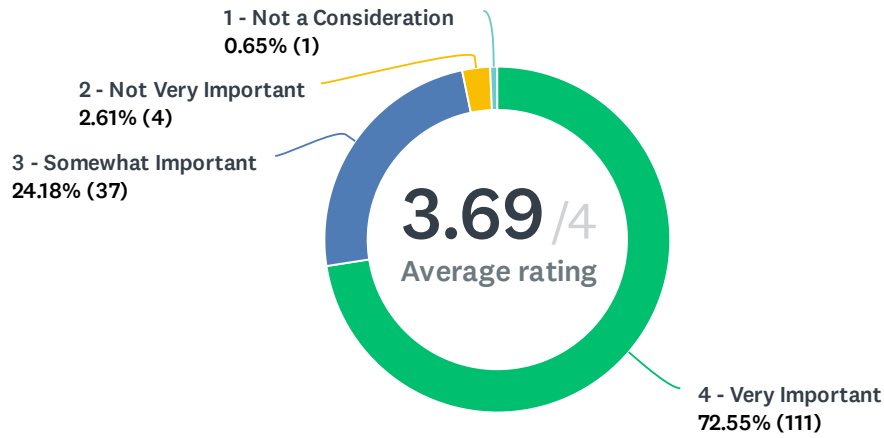
Basic statistics

Minimum	Maximum	Median	Mean	Standard Deviation
1.00	4.00	4.00	3.80	0.45

Q13

153 responses

Projects an image of professionalism and polish:



	4 - Very Important	3 - Somewhat Important	2 - Not Very Important	1 - Not a Consideration	Total
(no label)	72.55%	24.18%	2.61%	0.65%	153
	111	37	4	1	153



1 answers are combined

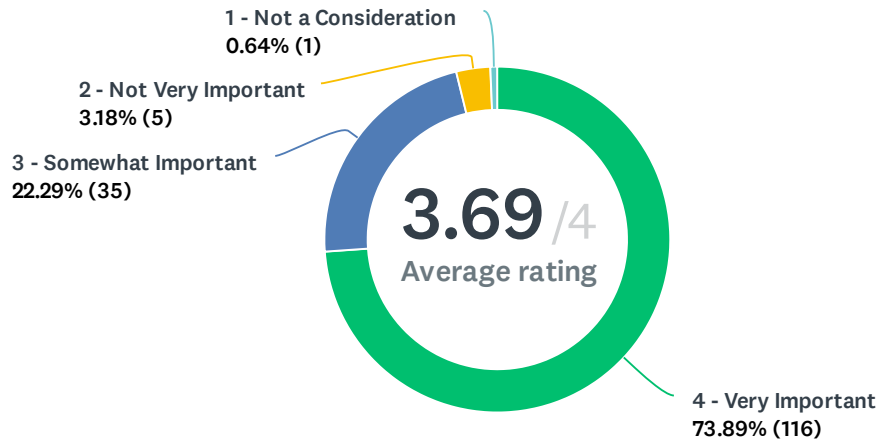
Basic statistics

Minimum	Maximum	Median	Mean	Standard Deviation
1.00	4.00	4.00	3.69	0.55

Q8

157 responses

Experience and knowledge of school system finances and budget:



	4 - Very Important	3 - Somewhat Important	2 - Not Very Important	1 - Not a Consideration	Total
(no label)	73.89%	22.29%	3.18%	0.64%	157
	116	35	5	1	157



1 answers are combined

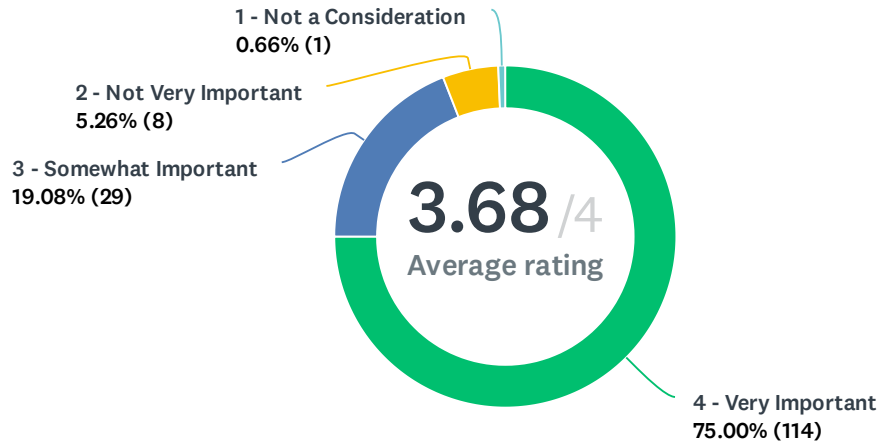
Basic statistics

Minimum	Maximum	Median	Mean	Standard Deviation
1.00	4.00	4.00	3.69	0.56

Q11

152 responses

Knowledge of Special Education, Multi-Tiered System of Supports, 504 accommodations, and individualized instruction:



	4 - Very Important	3 - Somewhat Important	2 - Not Very Important	1 - Not a Consideration	Total
(no label)	75.00%	19.08%	5.26%	0.66%	152
	114	29	8	1	152



1 answers are combined

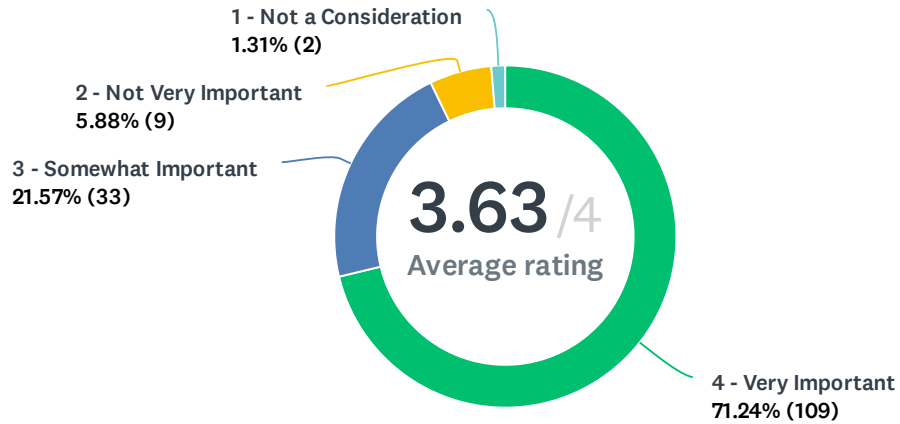
Basic statistics

Minimum	Maximum	Median	Mean	Standard Deviation
1.00	4.00	4.00	3.68	0.60

Q15

153 responses

School-level administrative experience:



	4 - Very Important	3 - Somewhat Important	2 - Not Very Important	1 - Not a Consideration	Total
(no label)	71.24%	21.57%	5.88%	1.31%	153
	109	33	9	2	153



1 answers are combined

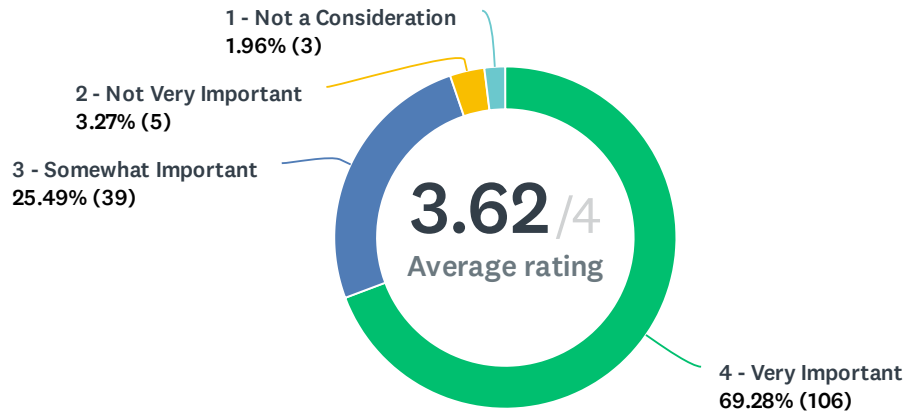
Basic statistics

Minimum	Maximum	Median	Mean	Standard Deviation
1.00	4.00	4.00	3.63	0.66

Q14

153 responses

Likely to serve as superintendent for an extended time:



	4 - Very Important	3 - Somewhat Important	2 - Not Very Important	1 - Not a Consideration	Total
(no label)	69.28%	25.49%	3.27%	1.96%	153
	106	39	5	3	153



1 answers are combined

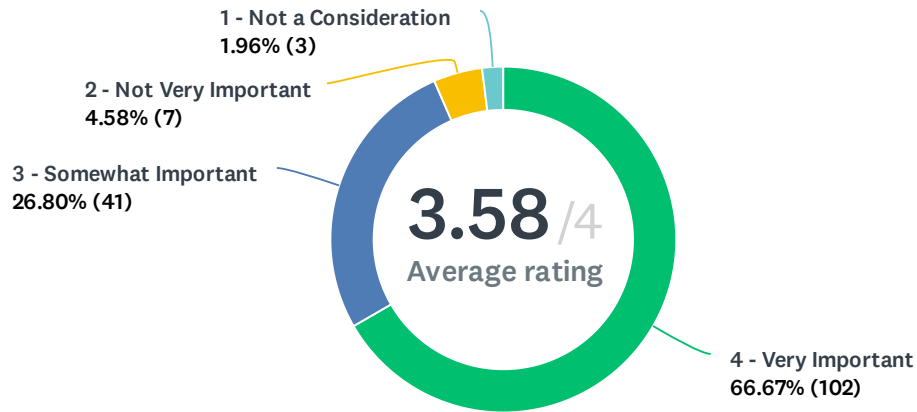
Basic statistics

Minimum	Maximum	Median	Mean	Standard Deviation
1.00	4.00	4.00	3.62	0.65

Q12

153 responses

Ability to oversee curriculum and instruction:



	4 - Very Important	3 - Somewhat Important	2 - Not Very Important	1 - Not a Consideration	Total
(no label)	66.67%	26.80%	4.58%	1.96%	153
	102	41	7	3	153



1 answers are combined

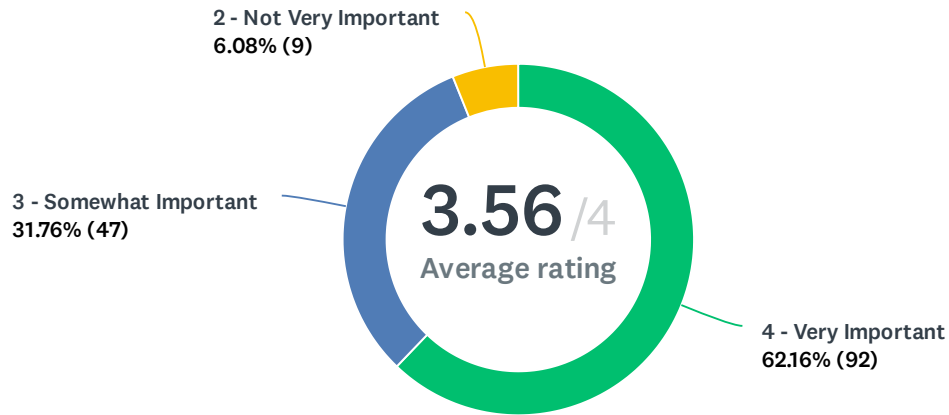
Basic statistics

Minimum	Maximum	Median	Mean	Standard Deviation
1.00	4.00	4.00	3.58	0.67

Q24

148 responses

Excellent public speaker and communicator:



	4 - Very Important	3 - Somewhat Important	2 - Not Very Important	1 - Not a Consideration	Total
(no label)	62.16%	31.76%	6.08%	0%	148
	92	47	9	0	148



1 answers are combined

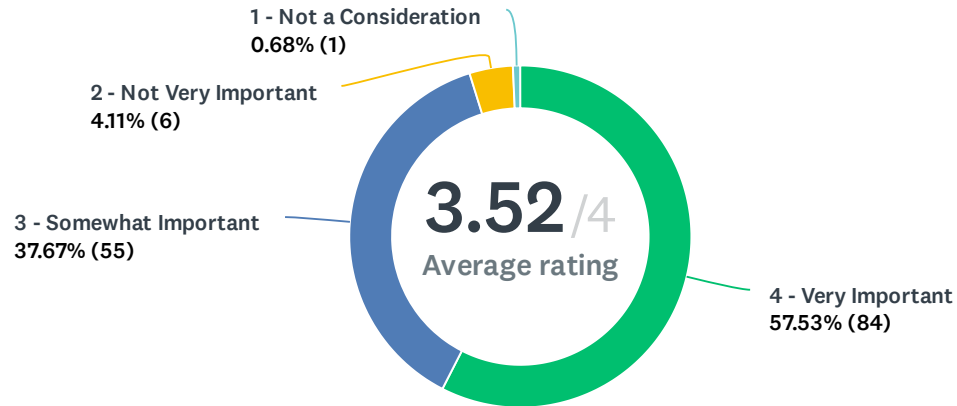
Basic statistics

Minimum	Maximum	Median	Mean	Standard Deviation
2.00	4.00	4.00	3.56	0.61

Q30

146 responses

Experience in and/or knowledge of legal and personnel matters:



	4 - Very Important	3 - Somewhat Important	2 - Not Very Important	1 - Not a Consideration	Total
(no label)	57.53%	37.67%	4.11%	0.68%	146
	84	55	6	1	146



1 answers are combined

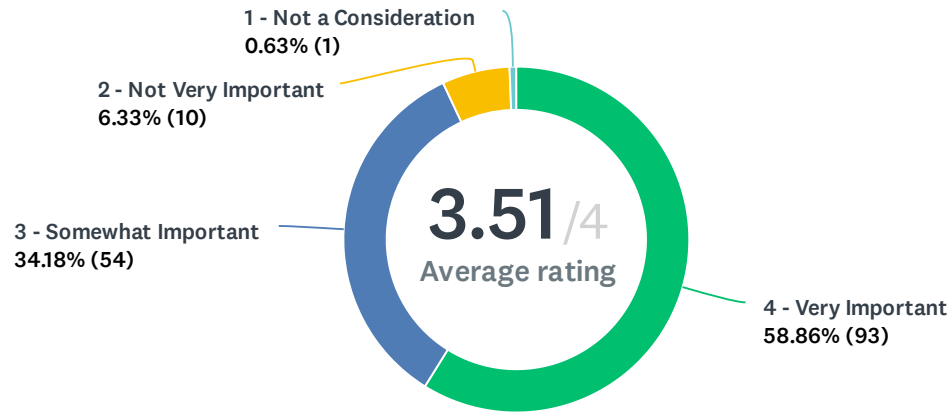
Basic statistics

Minimum	Maximum	Median	Mean	Standard Deviation
1.00	4.00	4.00	3.52	0.61

Q9

158 responses

Ability to oversee facilities, maintenance, renovation, and construction:



	4 - Very Important	3 - Somewhat Important	2 - Not Very Important	1 - Not a Consideration	Total
(no label)	58.86%	34.18%	6.33%	0.63%	158
	93	54	10	1	158



1 answers are combined

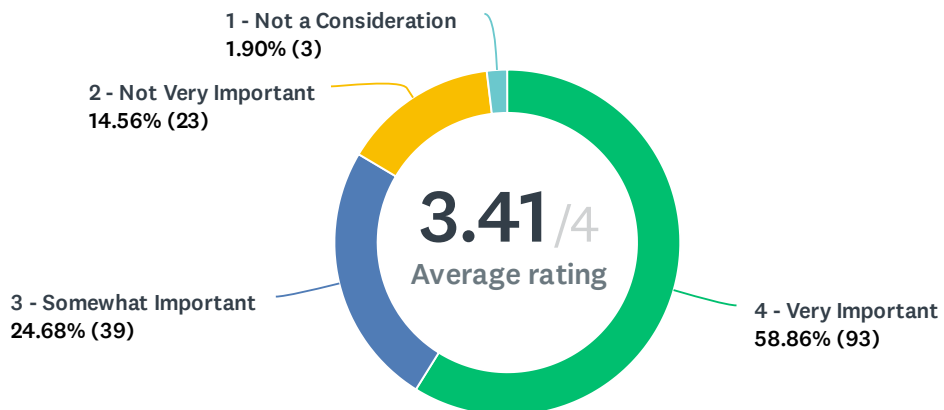
Basic statistics

Minimum	Maximum	Median	Mean	Standard Deviation
1.00	4.00	4.00	3.51	0.64

Q7

158 responses

Familiar with the Jasper County School System:



	4 - Very Important	3 - Somewhat Important	2 - Not Very Important	1 - Not a Consideration	Total
(no label)	58.86%	24.68%	14.56%	1.90%	158
	93	39	23	3	158

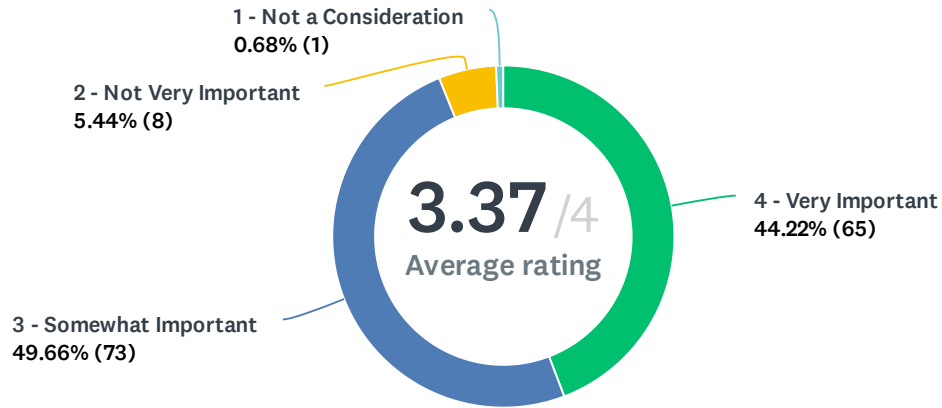


1 answers are combined

Basic statistics

Minimum	Maximum	Median	Mean	Standard Deviation
1.00	4.00	4.00	3.41	0.80

Q32
 147 responses
 Expertise in technology and the use of technology in student learning and job-related activities:



	4 - Very Important	3 - Somewhat Important	2 - Not Very Important	1 - Not a Consideration	Total
(no label)	44.22%	49.66%	5.44%	0.68%	147
	65	73	8	1	147

1 answers are combined

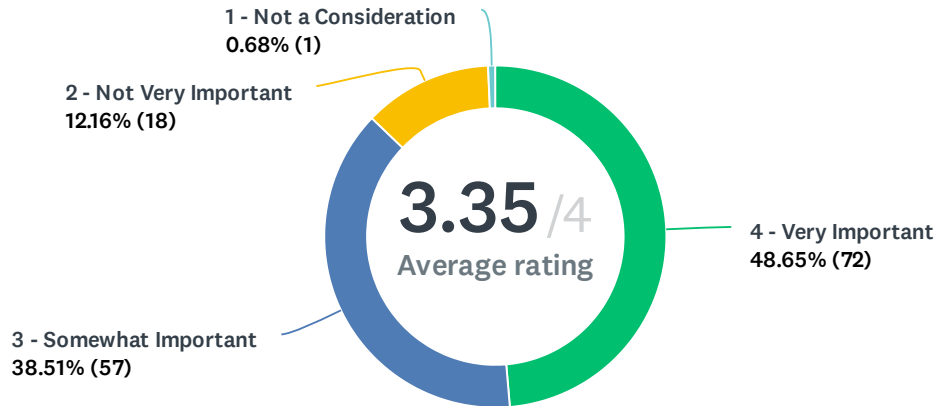
Basic statistics

Minimum	Maximum	Median	Mean	Standard Deviation
1.00	4.00	3.00	3.37	0.62

Q21

148 responses

Civic and community involvement and leadership:



	4 - Very Important	3 - Somewhat Important	2 - Not Very Important	1 - Not a Consideration	Total
(no label)	48.65%	38.51%	12.16%	0.68%	148
	72	57	18	1	148



1 answers are combined

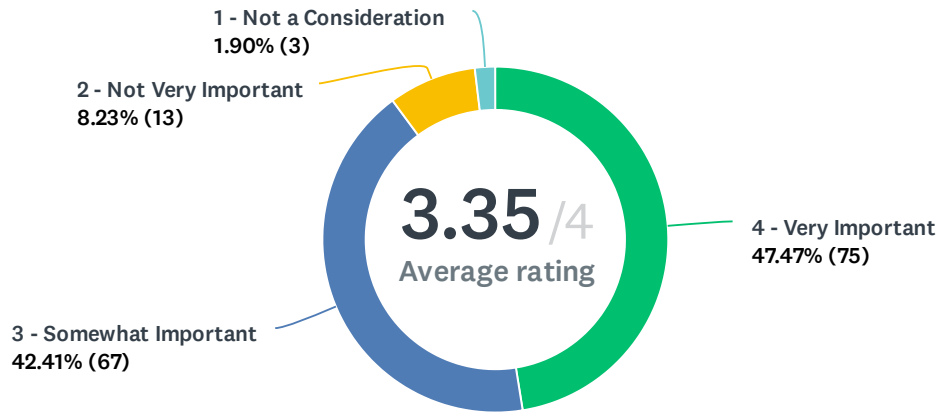
Basic statistics

Minimum	Maximum	Median	Mean	Standard Deviation
1.00	4.00	3.00	3.35	0.72

Q4

158 responses

Advanced degree(s) in Education Administration:



	4 - Very Important	3 - Somewhat Important	2 - Not Very Important	1 - Not a Consideration	Total
(no label)	47.47%	42.41%	8.23%	1.90%	158
	75	67	13	3	158



1 answers are combined

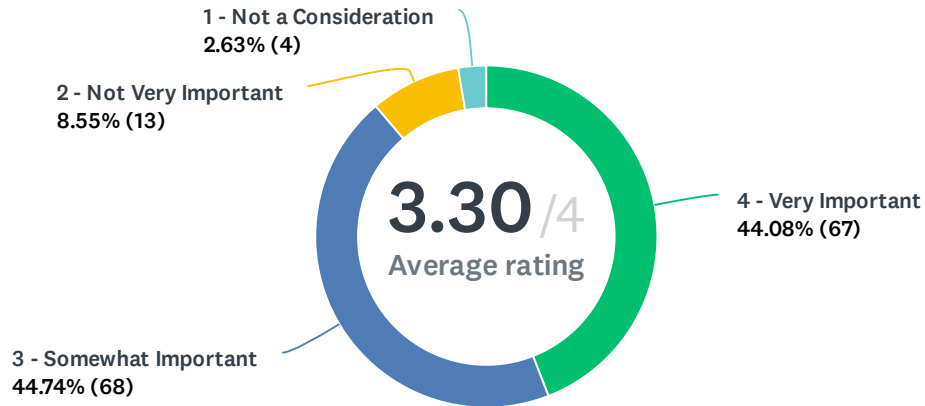
Basic statistics

Minimum	Maximum	Median	Mean	Standard Deviation
1.00	4.00	3.00	3.35	0.71

Q19

152 responses

Knowledge and/or experience in administration of support services such as maintenance, food service, custodial, and transportation:



	4 - Very Important	3 - Somewhat Important	2 - Not Very Important	1 - Not a Consideration	Total
(no label)	44.08%	44.74%	8.55%	2.63%	152
	67	68	13	4	152



1 answers are combined

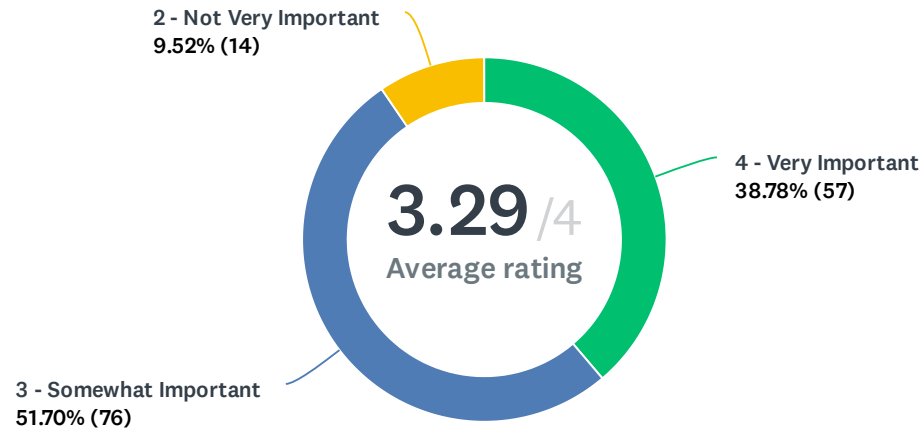
Basic statistics

Minimum	Maximum	Median	Mean	Standard Deviation
1.00	4.00	3.00	3.30	0.73

Q28

147 responses

High energy level:



	4 - Very Important	3 - Somewhat Important	2 - Not Very Important	1 - Not a Consideration	Total
(no label)	38.78%	51.70%	9.52%	0%	147
	57	76	14	0	147



1 answers are combined

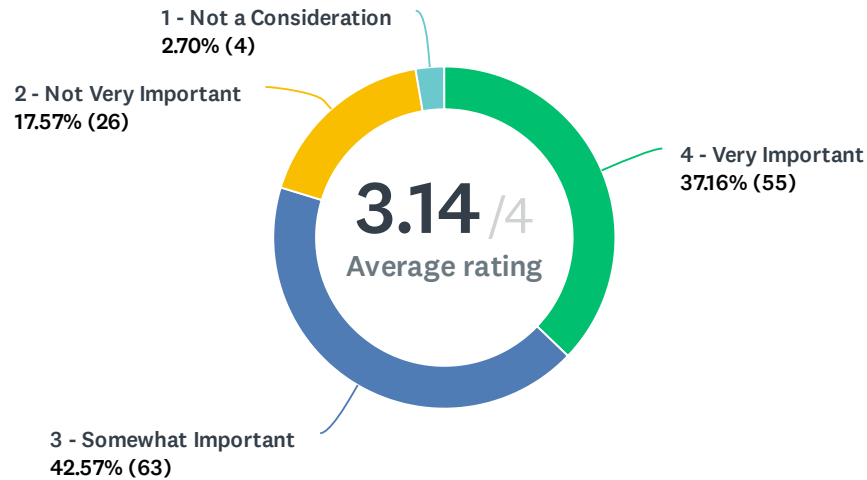
Basic statistics

Minimum	Maximum	Median	Mean	Standard Deviation
2.00	4.00	3.00	3.29	0.63

Q23

148 responses

Central office administrative experience:



	4 - Very Important	3 - Somewhat Important	2 - Not Very Important	1 - Not a Consideration	Total
(no label)	37.16%	42.57%	17.57%	2.70%	148
	55	63	26	4	148



1 answers are combined

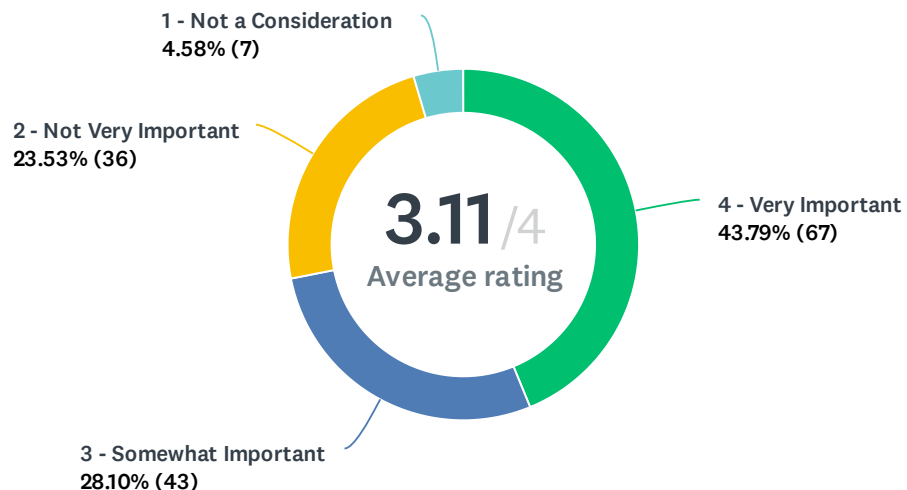
Basic statistics

Minimum	Maximum	Median	Mean	Standard Deviation
1.00	4.00	3.00	3.14	0.80

Q18

153 responses

Active in professional organizations:



	4 - Very Important	3 - Somewhat Important	2 - Not Very Important	1 - Not a Consideration	Total
(no label)	43.79%	28.10%	23.53%	4.58%	153
	67	43	36	7	153



1 answers are combined

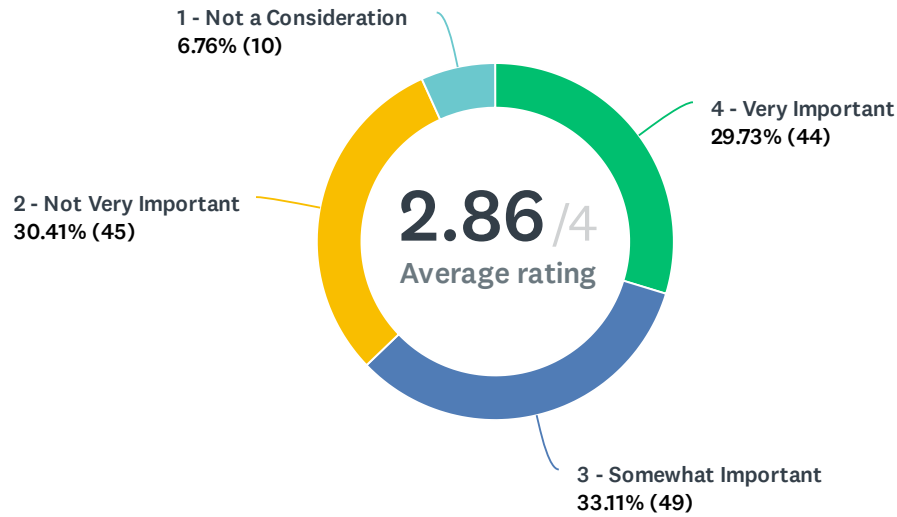
Basic statistics

Minimum	Maximum	Median	Mean	Standard Deviation
1.00	4.00	3.00	3.11	0.92

Q20

148 responses

Prior service and/or success as a school superintendent:



	4 - Very Important	3 - Somewhat Important	2 - Not Very Important	1 - Not a Consideration	Total
(no label)	29.73%	33.11%	30.41%	6.76%	148
	44	49	45	10	148



1 answers are combined

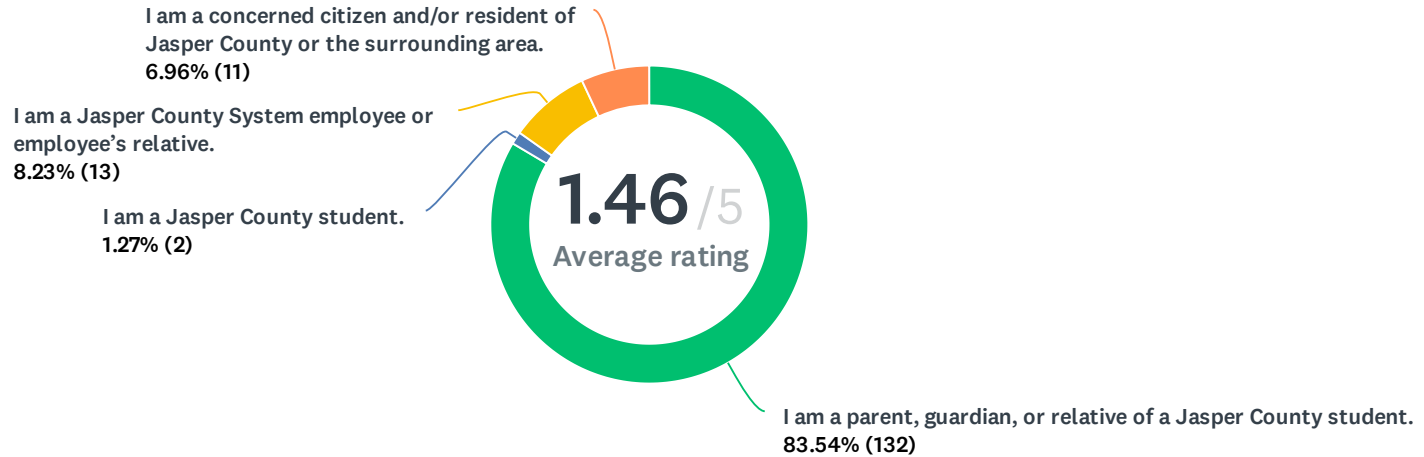
Basic statistics

Minimum	Maximum	Median	Mean	Standard Deviation
1.00	4.00	3.00	2.86	0.92

Q1

158 responses

Which of the following best describes you:



Answer Choices

Answer Choice	Percentage	Responses
I am a parent, guardian, or relative of a Jasper County student.	83.54%	132
I am a Jasper County student.	1.27%	2
I am a Jasper County System employee or employee's relative.	8.23%	13
I have business interests in or near Jasper County.	0%	0
I am a concerned citizen and/or resident of Jasper County or the surrounding area.	6.96%	11
Total		158