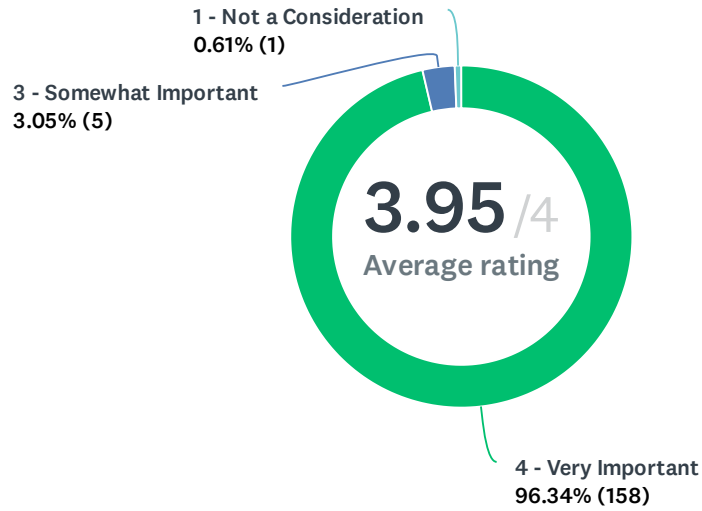


Q29

164 responses

Strong work ethic:



	4 - Very Important	3 - Somewhat Important	2 - Not Very Important	1 - Not a Consideration	Total
(no label)	96.34%	3.05%	0%	0.61%	164
	158	5	0	1	164



1 answers are combined

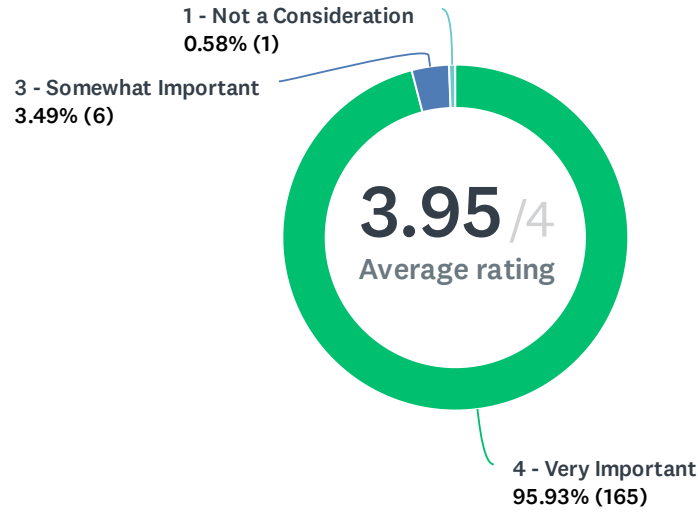
Basic statistics

Minimum	Maximum	Median	Mean	Standard Deviation
1.00	4.00	4.00	3.95	0.29

Q6

172 responses

Honest-Transparent:



	4 - Very Important	3 - Somewhat Important	2 - Not Very Important	1 - Not a Consideration	Total
(no label)	95.93%	3.49%	0%	0.58%	172
	165	6	0	1	172



1 answers are combined

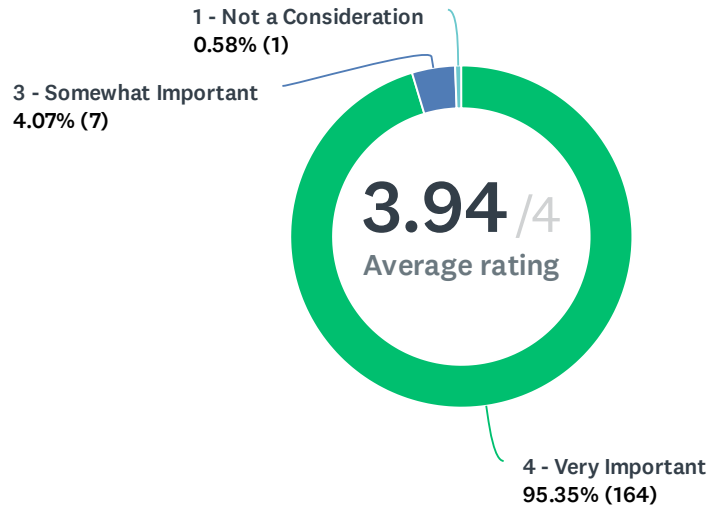
Basic statistics

Minimum	Maximum	Median	Mean	Standard Deviation
1.00	4.00	4.00	3.95	0.29

Q16

172 responses

High ethical and moral standards:



	4 - Very Important	3 - Somewhat Important	2 - Not Very Important	1 - Not a Consideration	Total
(no label)	95.35%	4.07%	0%	0.58%	172
	164	7	0	1	172



1 answers are combined

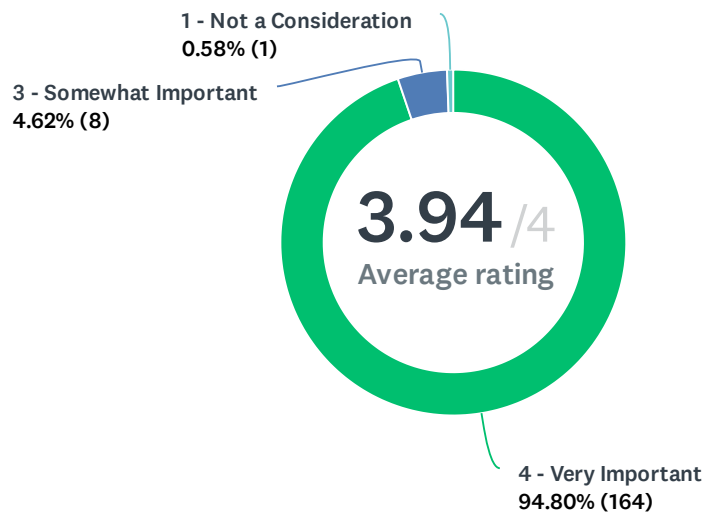
Basic statistics

Minimum	Maximum	Median	Mean	Standard Deviation
1.00	4.00	4.00	3.94	0.30

Q3

173 responses

Willing to make difficult decisions:



	4 - Very Important	3 - Somewhat Important	2 - Not Very Important	1 - Not a Consideration	Total
(no label)	94.80%	4.62%	0%	0.58%	173
	164	8	0	1	173



1 answers are combined

Basic statistics

Minimum	Maximum	Median	Mean	Standard Deviation
1.00	4.00	4.00	3.94	0.31

Q10

173 responses

Ability to promote a positive climate for student learning with high expectations for students and staff:



	4 - Very Important	3 - Somewhat Important	2 - Not Very Important	1 - Not a Consideration	Total
(no label)	93.06%	6.36%	0%	0.58%	173
	161	11	0	1	173



1 answers are combined

Basic statistics

Minimum	Maximum	Median	Mean	Standard Deviation
1.00	4.00	4.00	3.92	0.33

Q2

173 responses

Willing to listen to students, parents, community, and staff :



	4 - Very Important	3 - Somewhat Important	2 - Not Very Important	1 - Not a Consideration	Total
(no label)	91.33%	8.09%	0%	0.58%	173
	158	14	0	1	173



1 answers are combined

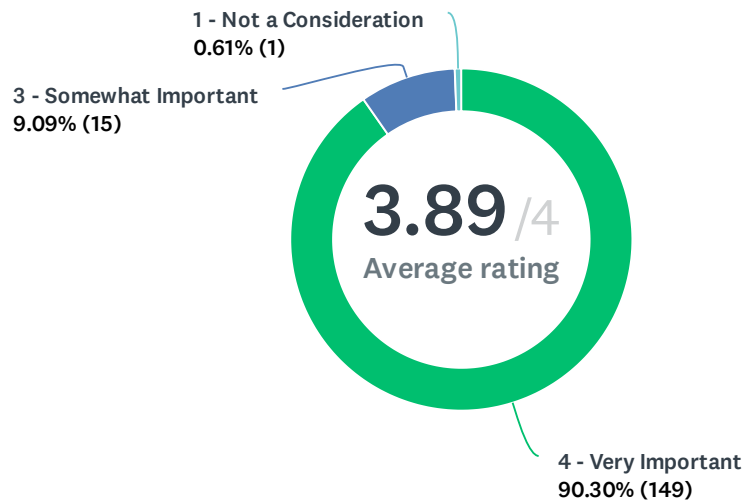
Basic statistics

Minimum	Maximum	Median	Mean	Standard Deviation
1.00	4.00	4.00	3.90	0.35

Q27

165 responses

Ability to attract and retain high quality teachers, administrators, and staff:



	4 - Very Important	3 - Somewhat Important	2 - Not Very Important	1 - Not a Consideration	Total
(no label)	90.30%	9.09%	0%	0.61%	165
	149	15	0	1	165



1 answers are combined

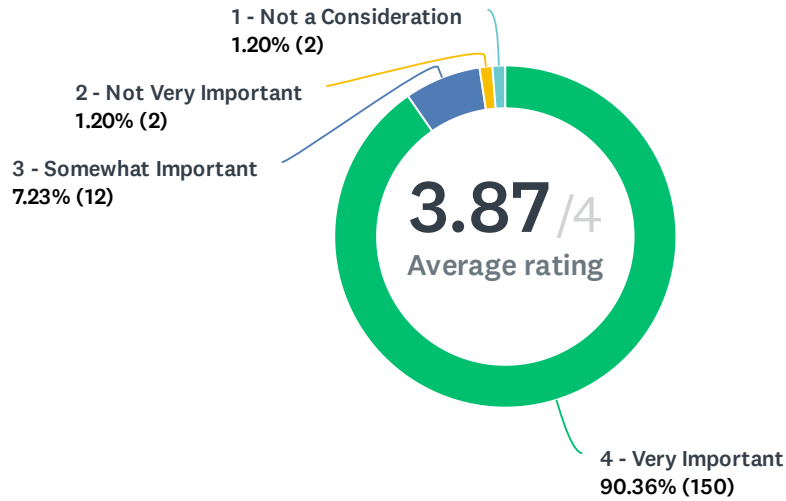
Basic statistics

Minimum	Maximum	Median	Mean	Standard Deviation
1.00	4.00	4.00	3.89	0.37

Q25

166 responses

Willing to admit to problems and mistakes:



	4 - Very Important	3 - Somewhat Important	2 - Not Very Important	1 - Not a Consideration	Total
(no label)	90.36%	7.23%	1.20%	1.20%	166
	150	12	2	2	166



1 answers are combined

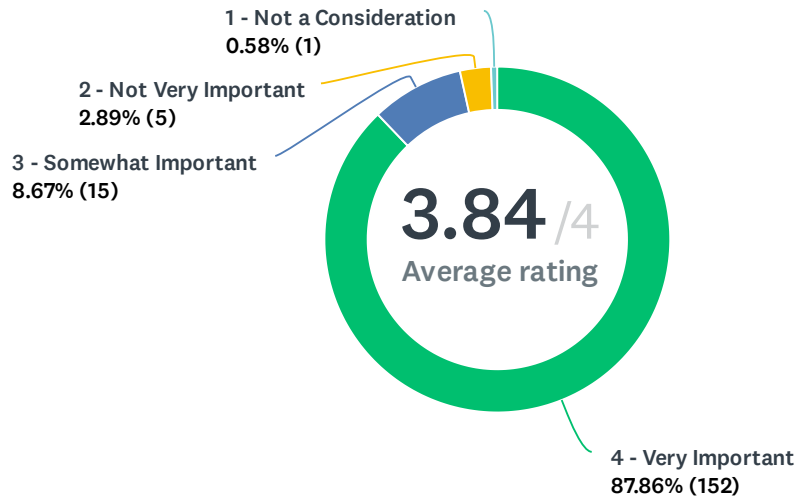
Basic statistics

Minimum	Maximum	Median	Mean	Standard Deviation
1.00	4.00	4.00	3.87	0.46

Q5

173 responses

Classroom teaching experience:



	4 - Very Important	3 - Somewhat Important	2 - Not Very Important	1 - Not a Consideration	Total
(no label)	87.86%	8.67%	2.89%	0.58%	173
	152	15	5	1	173



1 answers are combined

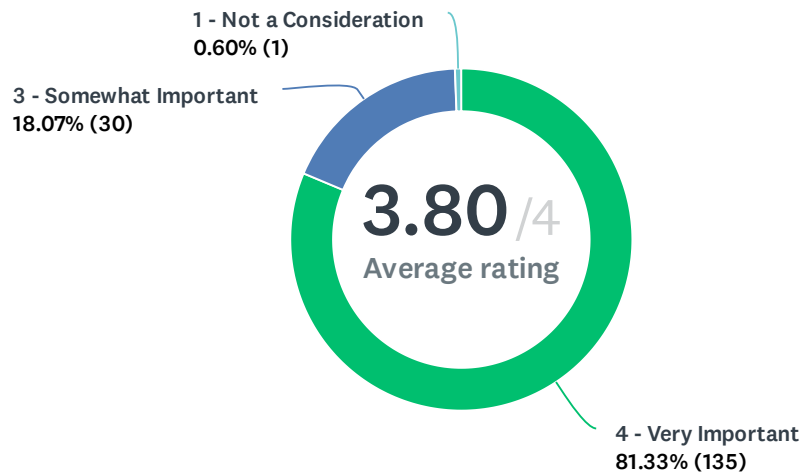
Basic statistics

Minimum	Maximum	Median	Mean	Standard Deviation
1.00	4.00	4.00	3.84	0.48

Q26

166 responses

Willing and able to hold educators and administrators accountable:



	4 - Very Important	3 - Somewhat Important	2 - Not Very Important	1 - Not a Consideration	Total
(no label)	81.33%	18.07%	0%	0.60%	166
	135	30	0	1	166



1 answers are combined

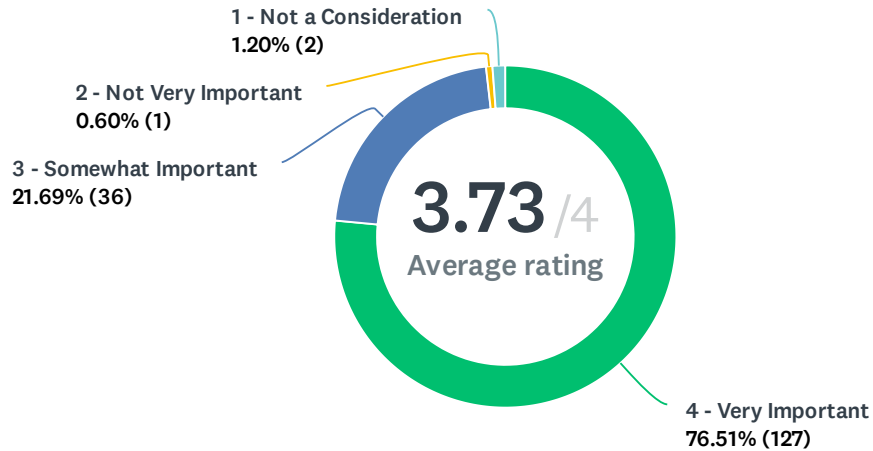
Basic statistics

Minimum	Maximum	Median	Mean	Standard Deviation
1.00	4.00	4.00	3.80	0.44

Q22

166 responses

Ability to work effectively and in harmony with the School Board:



	4 - Very Important	3 - Somewhat Important	2 - Not Very Important	1 - Not a Consideration	Total
(no label)	76.51%	21.69%	0.60%	1.20%	166
	127	36	1	2	166



1 answers are combined

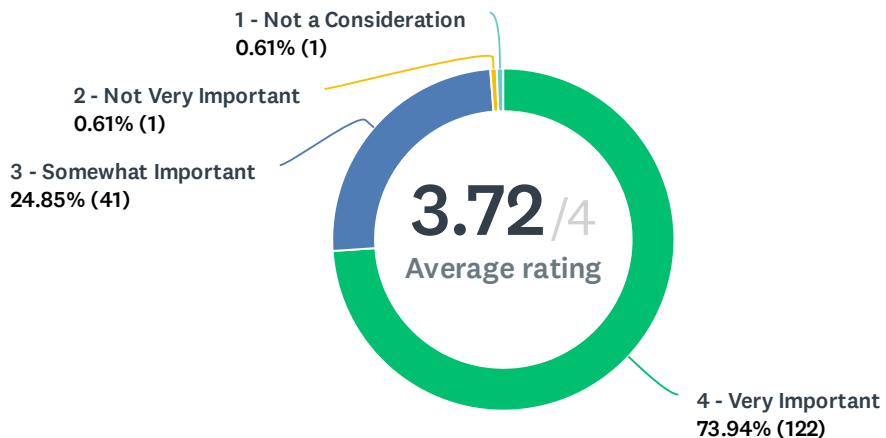
Basic statistics

Minimum	Maximum	Median	Mean	Standard Deviation
1.00	4.00	4.00	3.73	0.53

Q31

165 responses

Knowledge and experience with student safety:



	4 - Very Important	3 - Somewhat Important	2 - Not Very Important	1 - Not a Consideration	Total
(no label)	73.94%	24.85%	0.61%	0.61%	165
	122	41	1	1	165



1 answers are combined

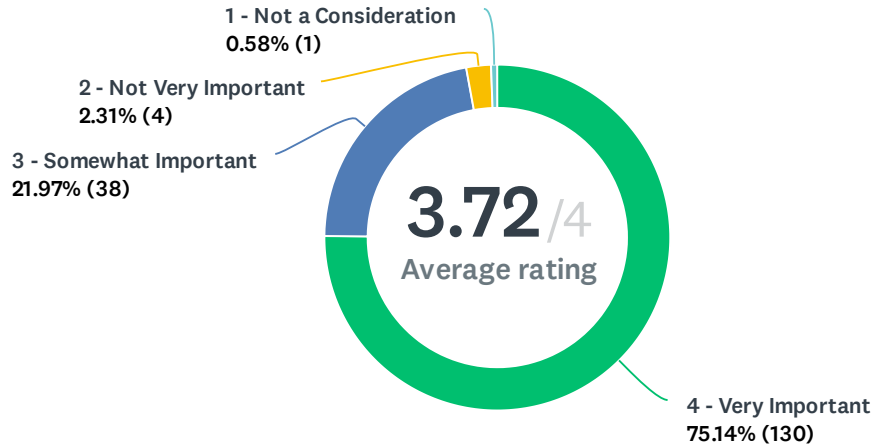
Basic statistics

Minimum	Maximum	Median	Mean	Standard Deviation
1.00	4.00	4.00	3.72	0.50

Q8

173 responses

Experience and knowledge of school system finances and budget:



	4 - Very Important	3 - Somewhat Important	2 - Not Very Important	1 - Not a Consideration	Total
(no label)	75.14%	21.97%	2.31%	0.58%	173
	130	38	4	1	173



1 answers are combined

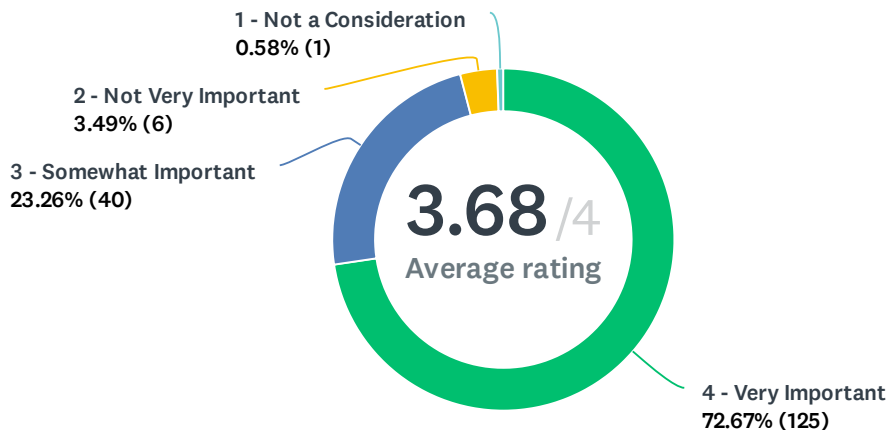
Basic statistics

Minimum	Maximum	Median	Mean	Standard Deviation
1.00	4.00	4.00	3.72	0.53

Q15

172 responses

School-level administrative experience:



	4 - Very Important	3 - Somewhat Important	2 - Not Very Important	1 - Not a Consideration	Total
(no label)	72.67%	23.26%	3.49%	0.58%	172
	125	40	6	1	172



1 answers are combined

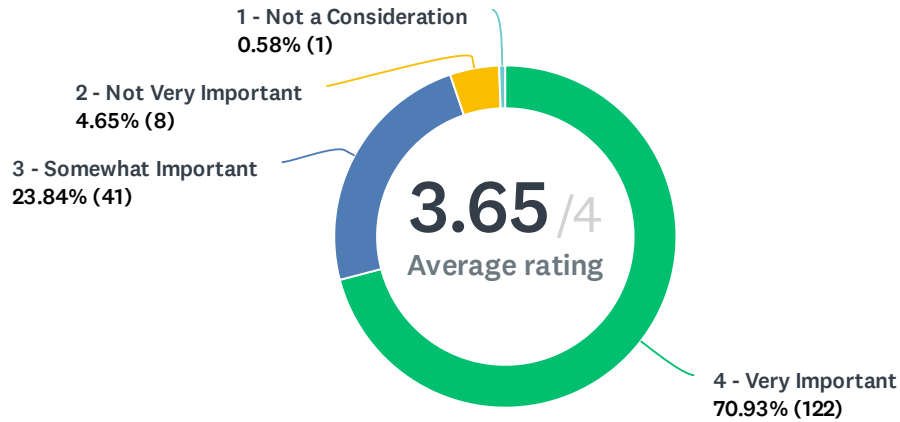
Basic statistics

Minimum	Maximum	Median	Mean	Standard Deviation
1.00	4.00	4.00	3.68	0.57

Q13

172 responses

Projects an image of professionalism and polish:



	4 - Very Important	3 - Somewhat Important	2 - Not Very Important	1 - Not a Consideration	Total
(no label)	70.93%	23.84%	4.65%	0.58%	172
	122	41	8	1	172



1 answers are combined

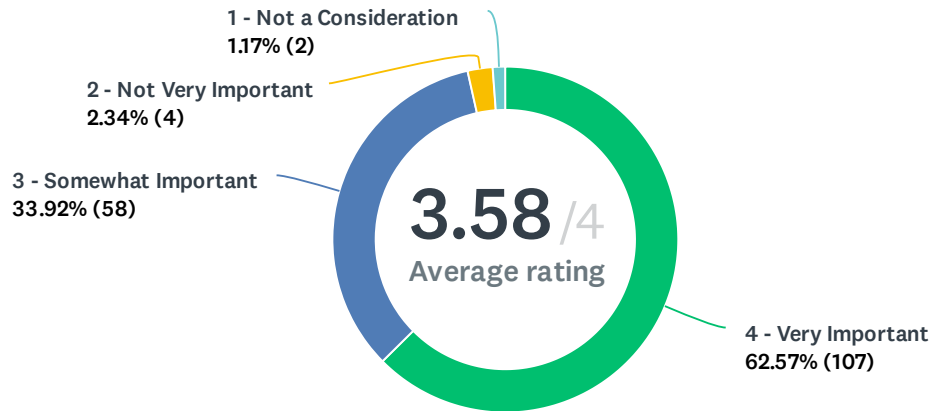
Basic statistics

Minimum	Maximum	Median	Mean	Standard Deviation
1.00	4.00	4.00	3.65	0.60

Q17

171 responses

Ability to improve student achievement levels:



	4 - Very Important	3 - Somewhat Important	2 - Not Very Important	1 - Not a Consideration	Total
(no label)	62.57%	33.92%	2.34%	1.17%	171
	107	58	4	2	171



1 answers are combined

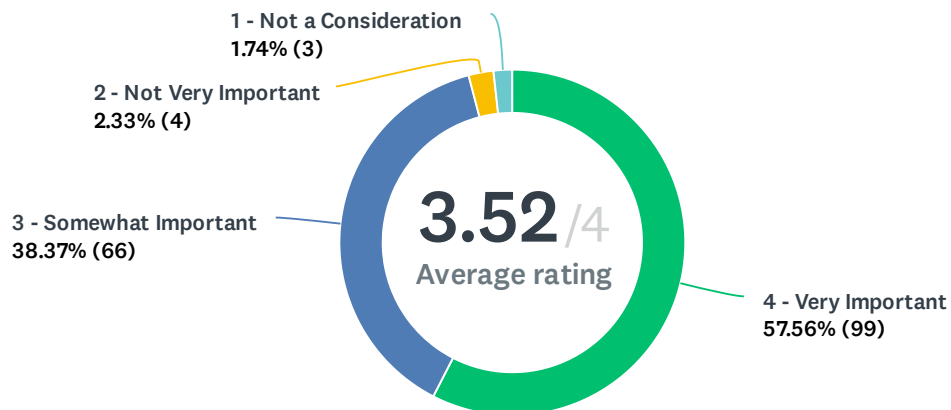
Basic statistics

Minimum	Maximum	Median	Mean	Standard Deviation
1.00	4.00	4.00	3.58	0.60

Q14

172 responses

Likely to serve as superintendent for an extended time:



	4 - Very Important	3 - Somewhat Important	2 - Not Very Important	1 - Not a Consideration	Total
(no label)	57.56%	38.37%	2.33%	1.74%	172
	99	66	4	3	172



1 answers are combined

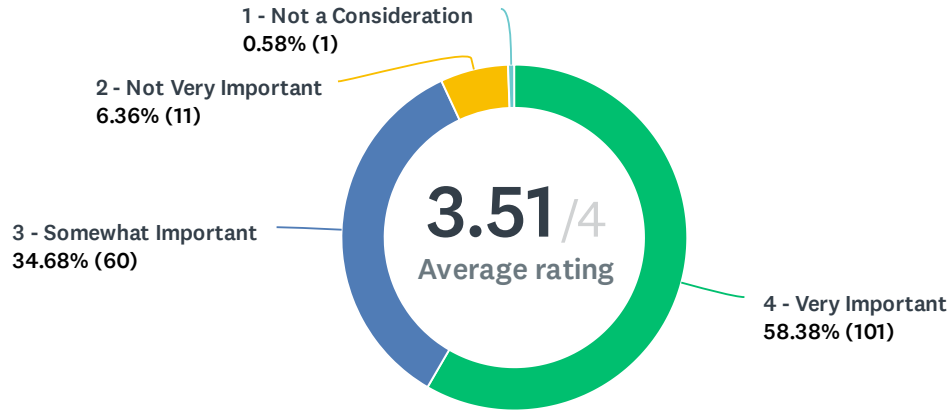
Basic statistics

Minimum	Maximum	Median	Mean	Standard Deviation
1.00	4.00	4.00	3.52	0.63

Q9

173 responses

Ability to oversee facilities, maintenance, renovation, and construction:



	4 - Very Important	3 - Somewhat Important	2 - Not Very Important	1 - Not a Consideration	Total
(no label)	58.38%	34.68%	6.36%	0.58%	173
	101	60	11	1	173



1 answers are combined

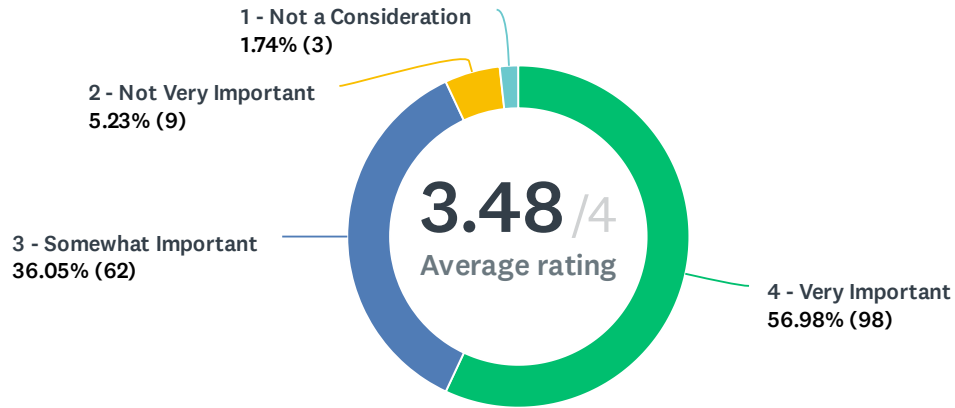
Basic statistics

Minimum	Maximum	Median	Mean	Standard Deviation
1.00	4.00	4.00	3.51	0.64

Q11

172 responses

Knowledge of Special Education, Multi-Tiered System of Supports, 504 accommodations, and individualized instruction:



	4 - Very Important	3 - Somewhat Important	2 - Not Very Important	1 - Not a Consideration	Total
(no label)	56.98%	36.05%	5.23%	1.74%	172
	98	62	9	3	172



1 answers are combined

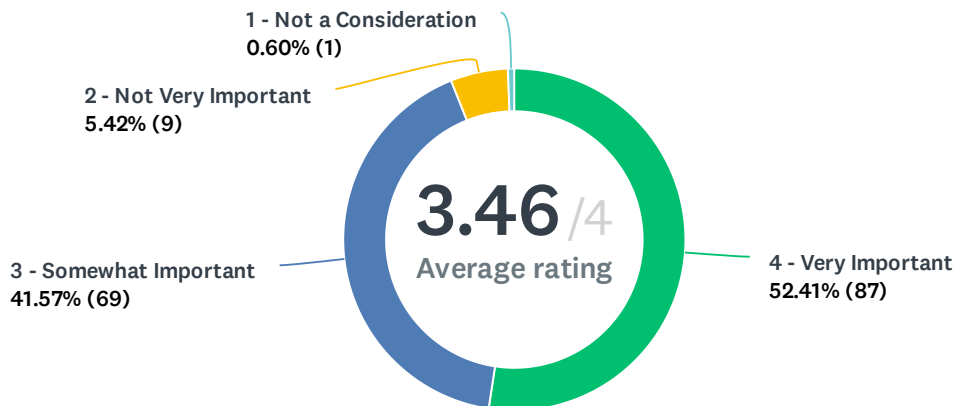
Basic statistics

Minimum	Maximum	Median	Mean	Standard Deviation
1.00	4.00	4.00	3.48	0.68

Q24

166 responses

Excellent public speaker and communicator:



	4 - Very Important	3 - Somewhat Important	2 - Not Very Important	1 - Not a Consideration	Total
(no label)	52.41%	41.57%	5.42%	0.60%	166
	87	69	9	1	166



1 answers are combined

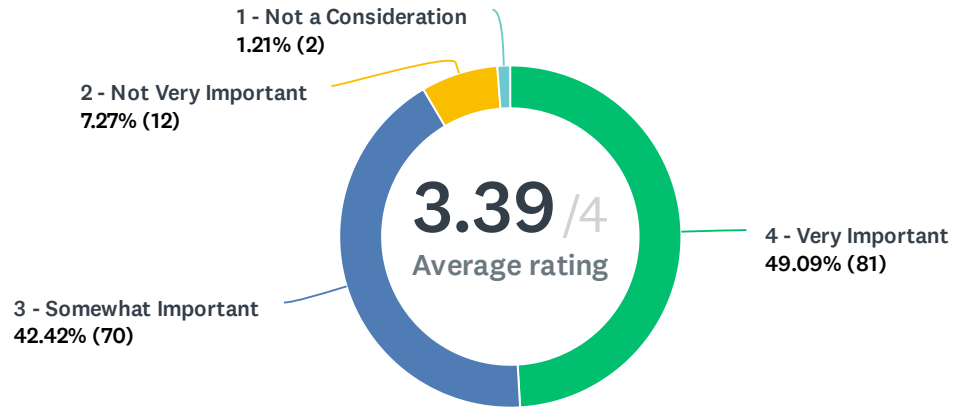
Basic statistics

Minimum	Maximum	Median	Mean	Standard Deviation
1.00	4.00	4.00	3.46	0.63

Q30

165 responses

Experience in and/or knowledge of legal and personnel matters:



	4 - Very Important	3 - Somewhat Important	2 - Not Very Important	1 - Not a Consideration	Total
(no label)	49.09%	42.42%	7.27%	1.21%	165
	81	70	12	2	165



1 answers are combined

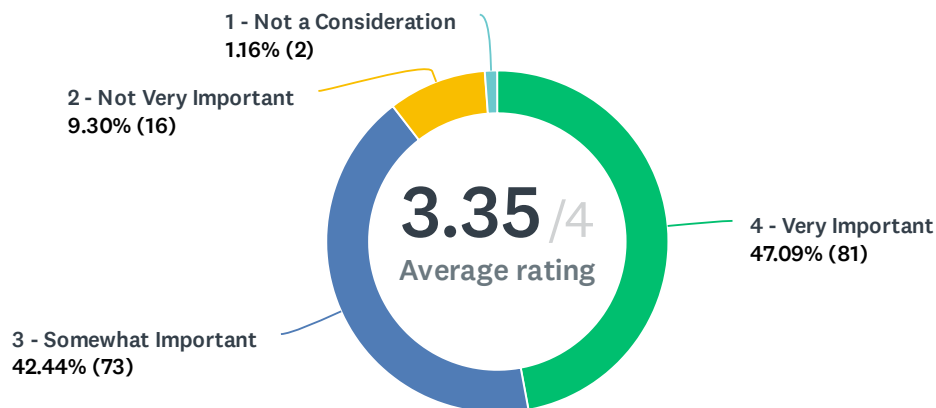
Basic statistics

Minimum	Maximum	Median	Mean	Standard Deviation
1.00	4.00	3.00	3.39	0.68

Q12

172 responses

Ability to oversee curriculum and instruction:



	4 - Very Important	3 - Somewhat Important	2 - Not Very Important	1 - Not a Consideration	Total
(no label)	47.09%	42.44%	9.30%	1.16%	172
	81	73	16	2	172



1 answers are combined

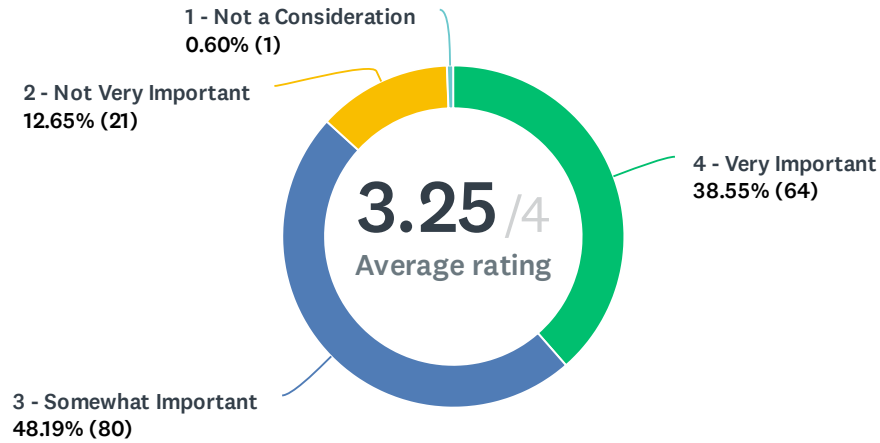
Basic statistics

Minimum	Maximum	Median	Mean	Standard Deviation
1.00	4.00	3.00	3.35	0.70

Q21

166 responses

Civic and community involvement and leadership:



	4 - Very Important	3 - Somewhat Important	2 - Not Very Important	1 - Not a Consideration	Total
(no label)	38.55%	48.19%	12.65%	0.60%	166
	64	80	21	1	166



1 answers are combined

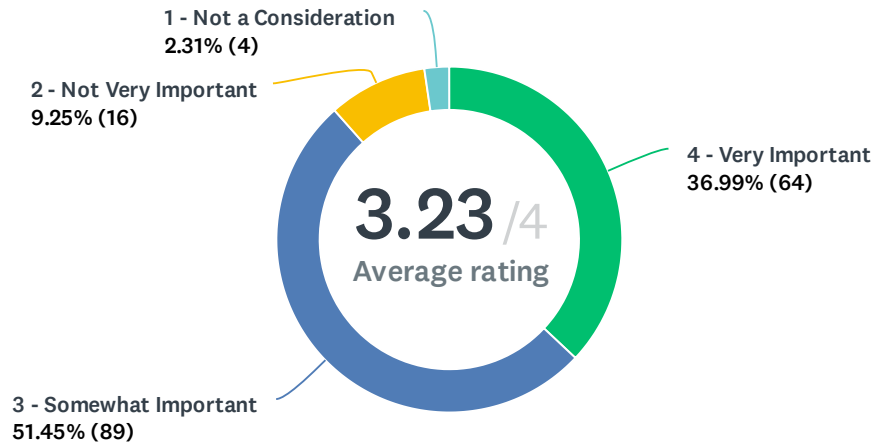
Basic statistics

Minimum	Maximum	Median	Mean	Standard Deviation
1.00	4.00	3.00	3.25	0.69

Q4

173 responses

Advanced degree(s) in Education Administration:



	4 - Very Important	3 - Somewhat Important	2 - Not Very Important	1 - Not a Consideration	Total
(no label)	36.99%	51.45%	9.25%	2.31%	173
	64	89	16	4	173



1 answers are combined

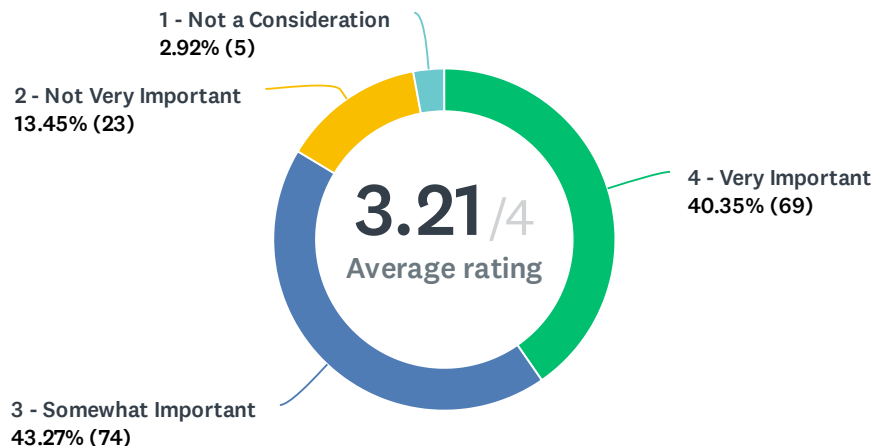
Basic statistics

Minimum	Maximum	Median	Mean	Standard Deviation
1.00	4.00	3.00	3.23	0.71

Q7

171 responses

Familiar with the Jasper County School System:



	4 - Very Important	3 - Somewhat Important	2 - Not Very Important	1 - Not a Consideration	Total
(no label)	40.35%	43.27%	13.45%	2.92%	171
	69	74	23	5	171



1 answers are combined

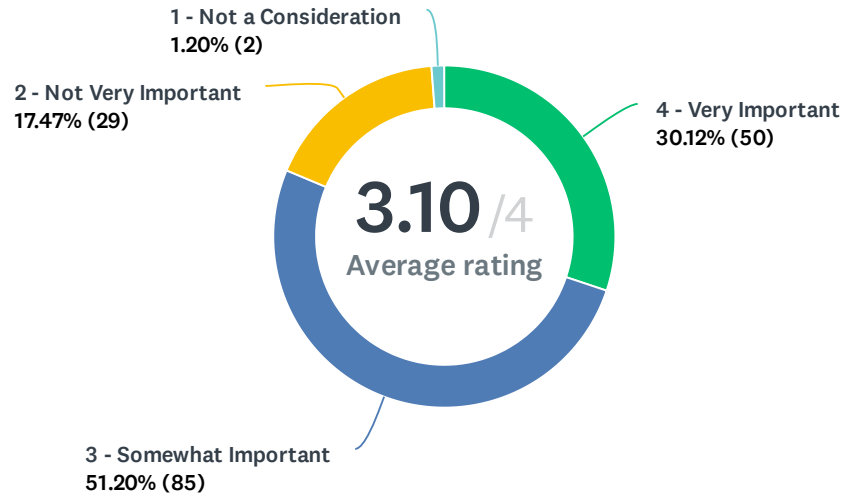
Basic statistics

Minimum	Maximum	Median	Mean	Standard Deviation
1.00	4.00	3.00	3.21	0.78

Q28

166 responses

High energy level:



	4 - Very Important	3 - Somewhat Important	2 - Not Very Important	1 - Not a Consideration	Total
(no label)	30.12%	51.20%	17.47%	1.20%	166
	50	85	29	2	166



1 answers are combined

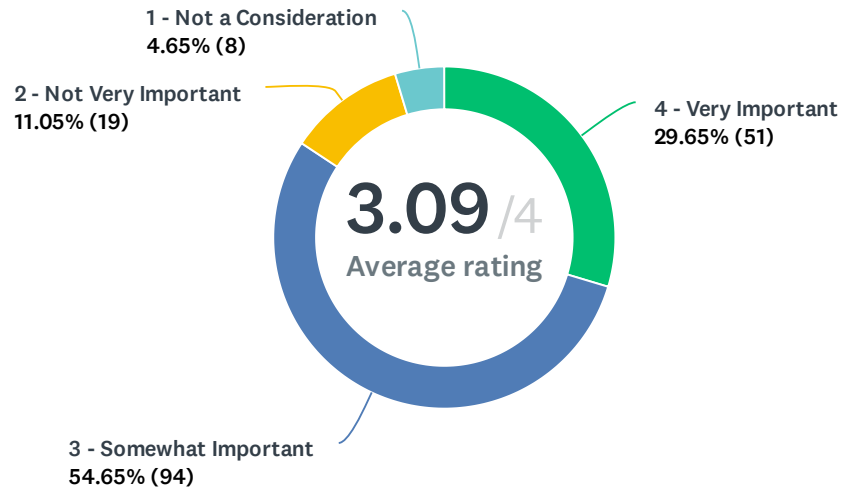
Basic statistics

Minimum	Maximum	Median	Mean	Standard Deviation
1.00	4.00	3.00	3.10	0.72

Q19

172 responses

Knowledge and/or experience in administration of support services such as maintenance, food service, custodial, and transportation:



	4 - Very Important	3 - Somewhat Important	2 - Not Very Important	1 - Not a Consideration	Total
(no label)	29.65%	54.65%	11.05%	4.65%	172
	51	94	19	8	172



1 answers are combined

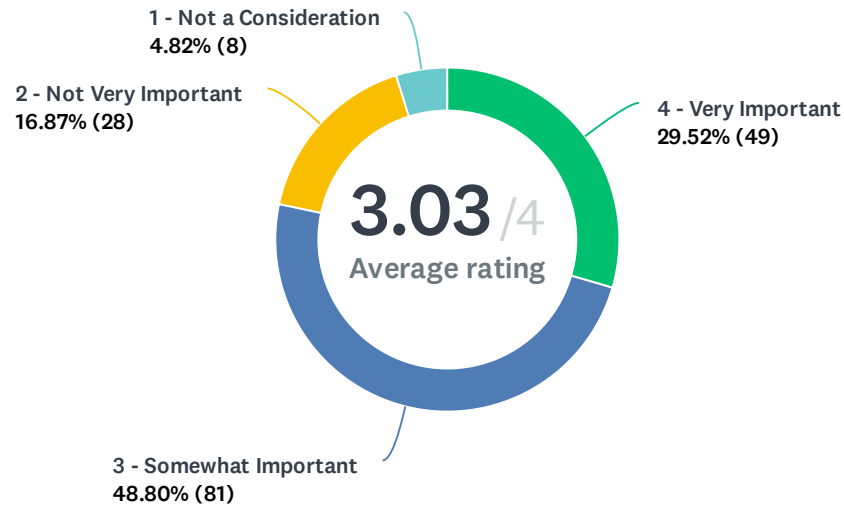
Basic statistics

Minimum	Maximum	Median	Mean	Standard Deviation
1.00	4.00	3.00	3.09	0.76

Q23

166 responses

Central office administrative experience:



	4 - Very Important	3 - Somewhat Important	2 - Not Very Important	1 - Not a Consideration	Total
(no label)	29.52%	48.80%	16.87%	4.82%	166
	49	81	28	8	166



1 answers are combined

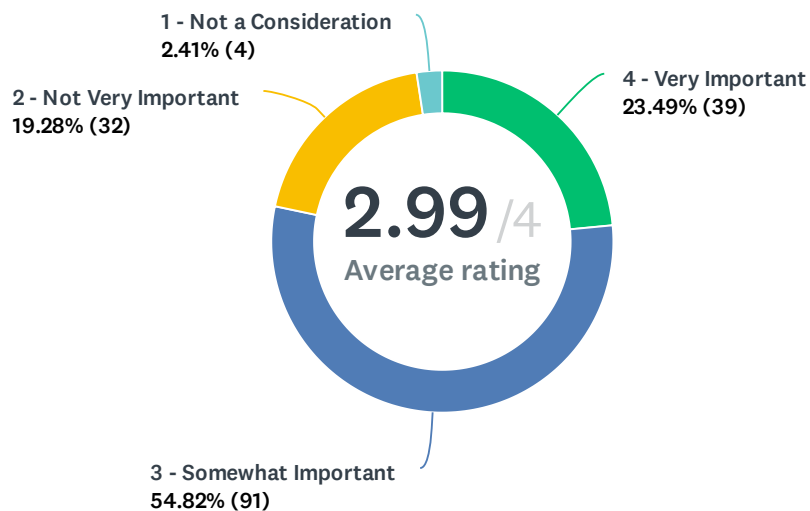
Basic statistics

Minimum	Maximum	Median	Mean	Standard Deviation
1.00	4.00	3.00	3.03	0.81

Q32

166 responses

Expertise in technology and the use of technology in student learning and job-related activities:



	4 - Very Important	3 - Somewhat Important	2 - Not Very Important	1 - Not a Consideration	Total
(no label)	23.49%	54.82%	19.28%	2.41%	166
	39	91	32	4	166



1 answers are combined

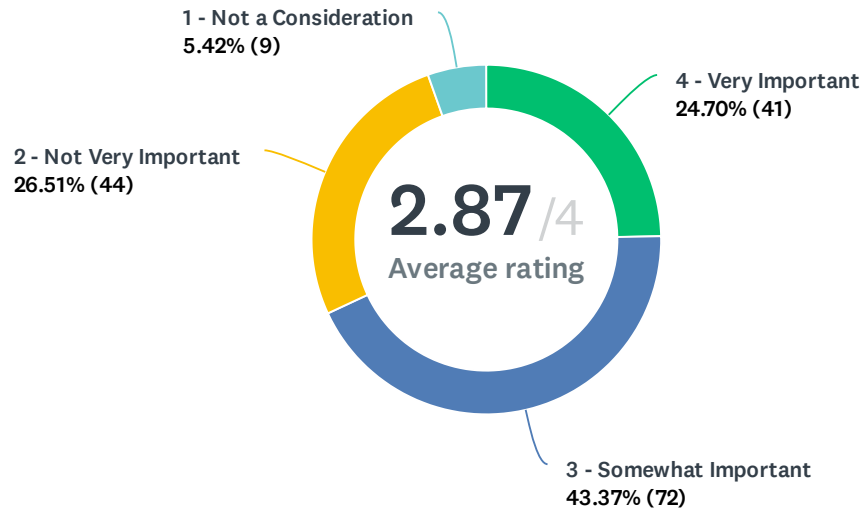
Basic statistics

Minimum	Maximum	Median	Mean	Standard Deviation
1.00	4.00	3.00	2.99	0.72

Q20

166 responses

Prior service and/or success as a school superintendent:



	4 - Very Important	3 - Somewhat Important	2 - Not Very Important	1 - Not a Consideration	Total
(no label)	24.70%	43.37%	26.51%	5.42%	166
	41	72	44	9	166



1 answers are combined

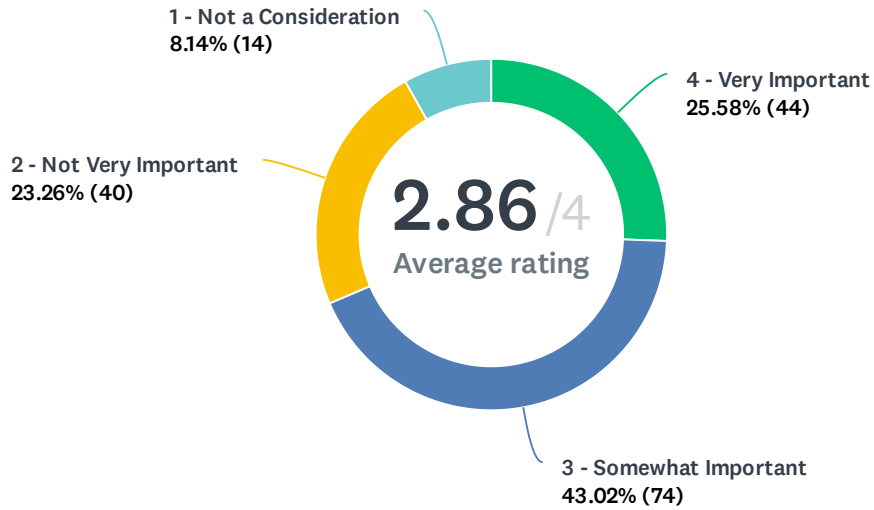
Basic statistics

Minimum	Maximum	Median	Mean	Standard Deviation
1.00	4.00	3.00	2.87	0.84

Q18

172 responses

Active in professional organizations:



	4 - Very Important	3 - Somewhat Important	2 - Not Very Important	1 - Not a Consideration	Total
(no label)	25.58%	43.02%	23.26%	8.14%	172
	44	74	40	14	172



1 answers are combined

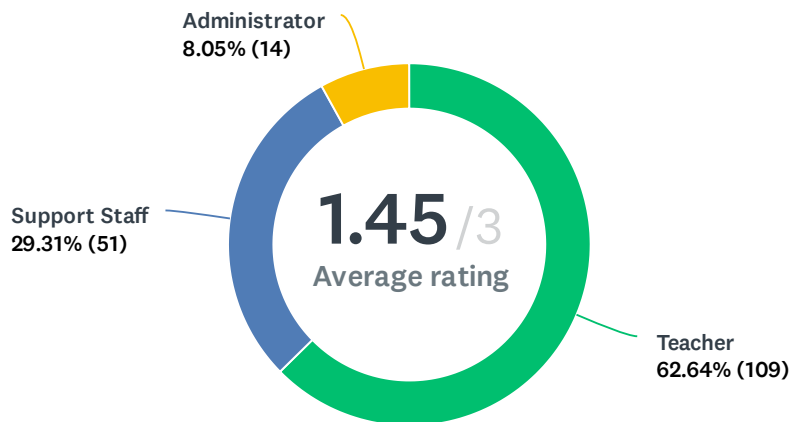
Basic statistics

Minimum	Maximum	Median	Mean	Standard Deviation
1.00	4.00	3.00	2.86	0.89

Q1

174 responses

Which of the following best describes you:



Answer Choices

Answer Choices	Percentage	Responses
Teacher	62.64%	109
Support Staff	29.31%	51
Administrator	8.05%	14
Total		174

Basic statistics

Minimum	Maximum	Median	Mean	Standard Deviation
1.00	3.00	1.00	1.45	0.64