AHERA 6-Month Surveillance Inspection Form

(As Required by AHERA – 40 CFR Part 763 Subpart E)

I. Facility Information

School/Building Name: Kyrene Akimel A-al Middle School

LEA (Local Education Agency): Kyrene Elementary School District No. 28

Building Address: 2720 East Liberty Lane

City/State/Zip: Phoenix, AZ 85048

Last Reinspection Date (3-Year): February 11, 2025

II. Surveillance Information

Date of Surveillance: March 10, 2026

Inspector Name: Tracey Carpenter

Inspector Accreditation # / Expiration: ON-188748-14588-082525 Exp. 8.25.26

Management Planner Accreditation # / Expiration: ON-4651-14588-070625 exp 7.6.26

Inspector Company: Dominion Environmental Consultants, Inc.

Phone: (602) 516-1415

III. Review of Asbestos Management Plan

✓ Asbestos Management Plan reviewed prior to inspection
✓ Most recent inspection/reinspection report available
✓ Previous response actions reviewed
✓ O&M; program documentation reviewed
✓ Training records reviewed by LEA

Comments:

Asbestos Awareness Training held August 18, 2026

IV. O& M Areas with ACBM in need of repair

Based on the findings of the inspection, appropriate response actions must be selected in accordance with AHERA guidelines. If ACBM is in good condition and unlikely to be disturbed, it may be managed in place through an operations and maintenance (O&M) program, including periodic surveillance and worker training. However, if the material is damaged or poses a risk of fiber release, response actions such as repair (e.g., encapsulation or enclosure) or removal may be required. Repairs are typically used when damage is limited, and the material can be stabilized, while removal is often necessary when ACBM is significantly damaged, cannot be effectively repaired, or will be impacted by renovation or demolition activities. All such actions must be performed using accredited personnel and appropriate work practices to prevent asbestos fiber release and protect building occupants. Under 40 CFR 61 Subpart M, projects involving regulated asbestos-containing material (RACM) above threshold amounts (160 sq ft, 260 linear ft, or 35 cubic ft) must follow full NESHAP requirements, regardless of how the waste is packaged.

In the event of a fiber release episode, 40 CFR 763.90 requires prompt action to control the hazard. The affected area must be immediately isolated, appropriate personnel notified, and cleanup performed by trained professionals using HEPA vacuums and wet methods. The damaged ACBM must then be repaired, encapsulated, or removed, followed by a visual inspection and, if necessary, air clearance testing before the space can be safely reoccupied.

Room/ Area	HM #	Material Description	Friable? (Y/N)	Damage Observed	Action Needed
Restrooms near B3, B5, B14, B16, C9, & D14	137	Tan 2” x 2” Ceramic Floor Tiles	No	Cracking, Broken	Remove/Replace or Encapsulate
Teacher Workroom, Lounge, Nurse’s RR, D17 RR, D5	153/ 192/ 222	12” x12” VCT Flooring	No	Cracking, Broken	Remove/Replace or Encapsulate
Basketball Court/Gym	159	Black L-Shaped Cove Base	No	Missing	Replace
Locker Room Hallways	164	White Paneling	No	Detached	Remove/Replace or Enclose/Encapsulate
Boys’ & Girls’ Locker Room Restrooms	166	Gray 12” x 12” Textured Ceramic Tiles	No	Cracked/Broken	Remove/Replace or Encapsulate
Kitchen & Lobby	172	Beige 12” x 12” Textured Ceramic Tiles	No	Cracked/Broken	Remove/Replace or Encapsulate
Kitchen	176	Off-White 6” x 4” Ceramic Cove Base Tiles	No	Cracked/Broken	Remove/Replace or Encapsulate
RR near Band Room, D8, D12, & Kitchen Laundry Room	184/ 185	Counter/Cabinet Caulking/Adhesive	No	Cracked/Broken	Remove/Replace or Enclose/Encapsulate
2nd Level – D Entry	237	Blue 2” x 2” Vinyl Circle Pattern Entry	No	Cracked/Broken	Remove/Replace or Enclose/Encapsulate

DOMINION

IV. Classification , Condition, Response Action of All Remaining ACBM

MAIN BUILDING

Material Description	Assessment Classification	Material Condition	Changes Since Last Inspection		Response Action Recommendations	Accessibility & Potential for Disturbance
Brown 16" x 8" CMU	1 2 3 4 5 6 7	G MD SD DA R E	Y	N	O&M Repair Enclose/Encaps Remove	Inaccessible Accessible V/D W/D Renovated
Mortar for Brown 16" x 8" CMU	1 2 3 4 5 6 7	G MD SD DA R E	Y	N	O&M Repair Enclose/Encaps Remove	Inaccessible Accessible V/D W/D Renovated
Brown 16" x 3" CMU	1 2 3 4 5 6 7	G MD SD DA R E	Y	N	O&M Repair Enclose/Encaps Remove	Inaccessible Accessible V/D W/D Renovated
Mortar for Brown 16" x 3" CMU	1 2 3 4 5 6 7	G MD SD DA R E	Y	N	O&M Repair Enclose/Encaps Remove	Inaccessible Accessible V/D W/D Renovated
Brown 16" x 3" Decorative CMU	1 2 3 4 5 6 7	G MD SD DA R E	Y	N	O&M Repair Enclose/Encaps Remove	Inaccessible Accessible V/D W/D Renovated
Mortar for Brown 16" x 3" Decorative CMU	1 2 3 4 5 6 7	G MD SD DA R E	Y	N	O&M Repair Enclose/Encaps Remove	Inaccessible Accessible V/D W/D Renovated
Clear 6" x 6" Block Grout	1 2 3 4 5 6 7	G MD SD DA R E	Y	N	O&M Repair Enclose/Encaps Remove	Inaccessible Accessible V/D W/D Renovated
Brown Door Sealant	1 2 3 4 5 6 7	G MD SD DA R E	Y	N	O&M Repair Enclose/Encaps Remove	Inaccessible Accessible V/D W/D Renovated
Floor Expansion Joint	1 2 3 4 5 6 7	G MD SD DA R E	Y	N	O&M Repair Enclose/Encaps Remove	Inaccessible Accessible V/D W/D Renovated
Off-White 12" x 12" Ceramic Floor Tile	1 2 3 4 5 6 7	G MD SD DA R E	Y	N	O&M Repair Enclose/Encaps Remove	Inaccessible Accessible V/D W/D Renovated
Grout for Off-White 12" x 12" Ceramic Floor Tile	1 2 3 4 5 6 7	G MD SD DA R E	Y	N	O&M Repair Enclose/Encaps Remove	Inaccessible Accessible V/D W/D Renovated
Blue 12" x 12" Ceramic Floor Tile	1 2 3 4 5 6 7	G MD SD DA R E	Y	N	O&M Repair Enclose/Encaps Remove	Inaccessible Accessible V/D W/D Renovated
Grout for Blue 12" x 12" Ceramic Floor Tile	1 2 3 4 5 6 7	G MD SD DA R E	Y	N	O&M Repair Enclose/Encaps Remove	Inaccessible Accessible V/D W/D Renovated
Fixture Caulking	1 2 3 4 5 6 7	G MD SD DA R E	Y	N	O&M Repair Enclose/Encaps Remove	Inaccessible Accessible V/D W/D Renovated
Off-White 2" x 2" Ceramic Floor Tile	1 2 3 4 5 6 7	G MD SD DA R E	Y	N	O&M Repair Enclose/Encaps Remove	Inaccessible Accessible V/D W/D Renovated
Grout for Off-White 2" x 2" Ceramic Floor Tile	1 2 3 4 5 6 7	G MD SD DA R E	Y	N	O&M Repair Enclose/Encaps Remove	Inaccessible Accessible V/D W/D Renovated
Tan 2" x 2" Ceramic Floor Tile	1 2 3 4 5 6 7	G MD SD DA R E	Y	N	O&M Repair Enclose/Encaps Remove	Inaccessible Accessible V/D W/D Renovated
Grout for Tan 2" x 2" Ceramic Floor Tile	1 2 3 4 5 6 7	G MD SD DA R E	Y	N	O&M Repair Enclose/Encaps Remove	Inaccessible Accessible V/D W/D Renovated
Tan 1' x 1' Ceramic Floor Tile	1 2 3 4 5 6 7	G MD SD DA R E	Y	N	O&M Repair Enclose/Encaps Remove	Inaccessible Accessible V/D W/D Renovated
Grout for Tan 1' x 1' Ceramic Floor Tile	1 2 3 4 5 6 7	G MD SD DA R E	Y	N	O&M Repair Enclose/Encaps Remove	Inaccessible Accessible V/D W/D Renovated
White 4" x 4" Ceramic Wall Tile	1 2 3 4 5 6 7	G MD SD DA R E	Y	N	O&M Repair Enclose/Encaps Remove	Inaccessible Accessible V/D W/D Renovated
Grout for White 4" x 4" Ceramic Wall Tile	1 2 3 4 5 6 7	G MD SD DA R E	Y	N	O&M Repair Enclose/Encaps Remove	Inaccessible Accessible V/D W/D Renovated
White 4" x 4" Ceramic Cove Base Tile	1 2 3 4 5 6 7	G MD SD DA R E	Y	N	O&M Repair Enclose/Encaps Remove	Inaccessible Accessible V/D W/D Renovated
Grout for White 4" x 4" Ceramic Cove Base Tile	1 2 3 4 5 6 7	G MD SD DA R E	Y	N	O&M Repair Enclose/Encaps Remove	Inaccessible Accessible V/D W/D Renovated
Black 2" x 2" Ceramic Wall Tile	1 2 3 4 5 6 7	G MD SD DA R E	Y	N	O&M Repair Enclose/Encaps Remove	Inaccessible Accessible V/D W/D Renovated
Grout for Black 4" x 4" Ceramic Wall Tile	1 2 3 4 5 6 7	G MD SD DA R E	Y	N	O&M Repair Enclose/Encaps Remove	Inaccessible Accessible V/D W/D Renovated
Beige 2" x 2" Ceramic Wall Tile	1 2 3 4 5 6 7	G MD SD DA R E	Y	N	O&M Repair Enclose/Encaps Remove	Inaccessible Accessible V/D W/D Renovated
Grout for Beige 2" x 2" Ceramic Wall Tile	1 2 3 4 5 6 7	G MD SD DA R E	Y	N	O&M Repair Enclose/Encaps Remove	Inaccessible Accessible V/D W/D Renovated

Tac Board Wrap	1 2 3 4 5 6 7	G MD SD DA R E	Y	N	O&M Repair Enclose/Encaps Remove	Inaccessible Accessible V/D W/D Renovated
Mastic for Tac Board Wrap	1 2 3 4 5 6 7	G MD SD DA R E	Y	N	O&M Repair Enclose/Encaps Remove	Inaccessible Accessible V/D W/D Renovated
Light Brown w/Black Specs 12" x 12" Vinyl Floor Tile (VCT)	1 2 3 4 5 6 7	G MD SD DA R E	Y	N	O&M Repair Enclose/Encaps Remove	Inaccessible Accessible V/D W/D Renovated
Mastic for Light Brown w/ Black Specs 12" x 12" VCT	1 2 3 4 5 6 7	G MD SD DA R E	Y	N	O&M Repair Enclose/Encaps Remove	Inaccessible Accessible V/D W/D Renovated
Blue w/Black Specs 12" x 12" Vinyl Floor Tile (VCT)	1 2 3 4 5 6 7	G MD SD DA R E	Y	N	O&M Repair Enclose/Encaps Remove	Inaccessible Accessible V/D W/D Renovated
Mastic for Blue w/Black Specs 12" x 12"	1 2 3 4 5 6 7	G MD SD DA R E	Y	N	O&M Repair Enclose/Encaps Remove	Inaccessible Accessible V/D W/D Renovated
Tan w/Beige Specs 12" x 12" Vinyl Floor Tile (VCT)	1 2 3 4 5 6 7	G MD SD DA R E	Y	N	O&M Repair Enclose/Encaps Remove	Inaccessible Accessible V/D W/D Renovated
Mastic for Tan w/Beige Specs 12" x 12"	1 2 3 4 5 6 7	G MD SD DA R E	Y	N	O&M Repair Enclose/Encaps Remove	Inaccessible Accessible V/D W/D Renovated
Black Sink Coating	1 2 3 4 5 6 7	G MD SD DA R E	Y	N	O&M Repair Enclose/Encaps Remove	Inaccessible Accessible V/D W/D Renovated
2' x 2' Replacement Ceiling Tile	1 2 3 4 5 6 7	G MD SD DA R E	Y	N	O&M Repair Enclose/Encaps Remove	Inaccessible Accessible V/D W/D Renovated
Black L-Shaped Cove Base	1 2 3 4 5 6 7	G MD SD DA R E	Y	N	O&M Repair Enclose/Encaps Remove	Inaccessible Accessible V/D W/D Renovated
Mastic for Black L-Shaped Cove Base	1 2 3 4 5 6 7	G MD SD DA R E	Y	N	O&M Repair Enclose/Encaps Remove	Inaccessible Accessible V/D W/D Renovated
White Flex Connect Damper	1 2 3 4 5 6 7	G MD SD DA R E	Y	N	O&M Repair Enclose/Encaps Remove	Inaccessible Accessible V/D W/D Renovated
Brown 4" x 4" Ceramic Wall Tile	1 2 3 4 5 6 7	G MD SD DA R E	Y	N	O&M Repair Enclose/Encaps Remove	Inaccessible Accessible V/D W/D Renovated
Grout for Brown 4" x 4" Ceramic Wall Tile	1 2 3 4 5 6 7	G MD SD DA R E	Y	N	O&M Repair Enclose/Encaps Remove	Inaccessible Accessible V/D W/D Renovated
White Paneling	1 2 3 4 5 6 7	G MD SD DA R E	Y	N	O&M Repair Enclose/Encaps Remove	Inaccessible Accessible V/D W/D Renovated
Mastic for White Paneling	1 2 3 4 5 6 7	G MD SD DA R E	Y	N	O&M Repair Enclose/Encaps Remove	Inaccessible Accessible V/D W/D Renovated
Gray 12" x 12" Texture Ceramic Tile	1 2 3 4 5 6 7	G MD SD DA R E	Y	N	O&M Repair Enclose/Encaps Remove	Inaccessible Accessible V/D W/D Renovated
Grout for Gray 12" x 12" Texture Ceramic Tile	1 2 3 4 5 6 7	G MD SD DA R E	Y	N	O&M Repair Enclose/Encaps Remove	Inaccessible Accessible V/D W/D Renovated
White Smooth 2' x 2' Ceiling Tile	1 2 3 4 5 6 7	G MD SD DA R E	Y	N	O&M Repair Enclose/Encaps Remove	Inaccessible Accessible V/D W/D Renovated
Tan Smooth 2' x 2' Ceiling Tile	1 2 3 4 5 6 7	G MD SD DA R E	Y	N	O&M Repair Enclose/Encaps Remove	Inaccessible Accessible V/D W/D Renovated
Silver Caulking	1 2 3 4 5 6 7	G MD SD DA R E	Y	N	O&M Repair Enclose/Encaps Remove	Inaccessible Accessible V/D W/D Renovated
White Smooth 2' x 4' Ceiling Tile	1 2 3 4 5 6 7	G MD SD DA R E	Y	N	O&M Repair Enclose/Encaps Remove	Inaccessible Accessible V/D W/D Renovated
Beige 12" x 12" Ceramic Floor Tile	1 2 3 4 5 6 7	G MD SD DA R E	Y	N	O&M Repair Enclose/Encaps Remove	Inaccessible Accessible V/D W/D Renovated
Grout for Beige 12" x 12" Ceramic Floor Tile	1 2 3 4 5 6 7	G MD SD DA R E	Y	N	O&M Repair Enclose/Encaps Remove	Inaccessible Accessible V/D W/D Renovated
Black/White Texture 12" x 12" Ceramic Floor Tile	1 2 3 4 5 6 7	G MD SD DA R E	Y	N	O&M Repair Enclose/Encaps Remove	Inaccessible Accessible V/D W/D Renovated
Grout for Black/White Texture 12" x 12" Ceramic Floor Tile	1 2 3 4 5 6 7	G MD SD DA R E	Y	N	O&M Repair Enclose/Encaps Remove	Inaccessible Accessible V/D W/D Renovated
Off-White 6" x 4" Ceramic Cove Base	1 2 3 4 5 6 7	G MD SD DA R E	Y	N	O&M Repair Enclose/Encaps Remove	Inaccessible Accessible V/D W/D Renovated
Grout for Off-White 6" x 4" Ceramic Cove Base	1 2 3 4 5 6 7	G MD SD DA R E	Y	N	O&M Repair Enclose/Encaps Remove	Inaccessible Accessible V/D W/D Renovated
Black/White Specs 12" x 12" Vinyl Floor Tile (VCT)	1 2 3 4 5 6 7	G MD SD DA R E	Y	N	O&M Repair Enclose/Encaps Remove	Inaccessible Accessible V/D W/D Renovated

Mastic for Black/White Specs 12" x 12" VCT	1 2 3 4 5 6 7	G MD SD DA R E	Y	N	O&M Repair Enclose/Encaps Remove	Inaccessible Accessible V/D W/D Renovated
Blue 54" x 12" Vinyl w/ Circle Pattern	1 2 3 4 5 6 7	G MD SD DA R E	Y	N	O&M Repair Enclose/Encaps Remove	Inaccessible Accessible V/D W/D Renovated
Mastic for Blue 54" x 12" Vinyl w/ Circle Pattern	1 2 3 4 5 6 7	G MD SD DA R E	Y	N	O&M Repair Enclose/Encaps Remove	Inaccessible Accessible V/D W/D Renovated
Black/Gray Sink Coating	1 2 3 4 5 6 7	G MD SD DA R E	Y	N	O&M Repair Enclose/Encaps Remove	Inaccessible Accessible V/D W/D Renovated
2' x 4' Ceiling Tile w/ Pin Holes	1 2 3 4 5 6 7	G MD SD DA R E	Y	N	O&M Repair Enclose/Encaps Remove	Inaccessible Accessible V/D W/D Renovated
Counter Caulking	1 2 3 4 5 6 7	G MD SD DA R E	Y	N	O&M Repair Enclose/Encaps Remove	Inaccessible Accessible V/D W/D Renovated
Cabinet Caulking	1 2 3 4 5 6 7	G MD SD DA R E	Y	N	O&M Repair Enclose/Encaps Remove	Inaccessible Accessible V/D W/D Renovated
Interior Frame Caulking	1 2 3 4 5 6 7	G MD SD DA R E	Y	N	O&M Repair Enclose/Encaps Remove	Inaccessible Accessible V/D W/D Renovated
Concrete Foundation	1 2 3 4 5 6 7	G MD SD DA R E	Y	N	O&M Repair Enclose/Encaps Remove	Inaccessible Accessible V/D W/D Renovated
Gray 2" x 2" Ceramic Floor Tile	1 2 3 4 5 6 7	G MD SD DA R E	Y	N	O&M Repair Enclose/Encaps Remove	Inaccessible Accessible V/D W/D Renovated
Grout for Gray 2" x 2" Ceramic Floor Tile	1 2 3 4 5 6 7	G MD SD DA R E	Y	N	O&M Repair Enclose/Encaps Remove	Inaccessible Accessible V/D W/D Renovated
New White Fiberglass Reinforced Plastic (FRP)	1 2 3 4 5 6 7	G MD SD DA R E	Y	N	O&M Repair Enclose/Encaps Remove	Inaccessible Accessible V/D W/D Renovated
Mastic for New White FRP	1 2 3 4 5 6 7	G MD SD DA R E	Y	N	O&M Repair Enclose/Encaps Remove	Inaccessible Accessible V/D W/D Renovated
White w/Black Specs 12" x 12" Vinyl Floor Tile (VCT)	1 2 3 4 5 6 7	G MD SD DA R E	Y	N	O&M Repair Enclose/Encaps Remove	Inaccessible Accessible V/D W/D Renovated
Mastic for White w/Black Specs 12" x 12" VCT	1 2 3 4 5 6 7	G MD SD DA R E	Y	N	O&M Repair Enclose/Encaps Remove	Inaccessible Accessible V/D W/D Renovated
White Ceiling Wrap	1 2 3 4 5 6 7	G MD SD DA R E	Y	N	O&M Repair Enclose/Encaps Remove	Inaccessible Accessible V/D W/D Renovated
Insulation for White Ceiling Wrap	1 2 3 4 5 6 7	G MD SD DA R E	Y	N	O&M Repair Enclose/Encaps Remove	Inaccessible Accessible V/D W/D Renovated
White Pipe Wrap	1 2 3 4 5 6 7	G MD SD DA R E	Y	N	O&M Repair Enclose/Encaps Remove	Inaccessible Accessible V/D W/D Renovated
Insulation for White Pipe Wrap	1 2 3 4 5 6 7	G MD SD DA R E	Y	N	O&M Repair Enclose/Encaps Remove	Inaccessible Accessible V/D W/D Renovated
Ceiling Plaster	1 2 3 4 5 6 7	G MD SD DA R E	Y	N	O&M Repair Enclose/Encaps Remove	Inaccessible Accessible V/D W/D Renovated
Silver Ceiling Wrap	1 2 3 4 5 6 7	G MD SD DA R E	Y	N	O&M Repair Enclose/Encaps Remove	Inaccessible Accessible V/D W/D Renovated
Insulation for Silver Ceiling Wrap	1 2 3 4 5 6 7	G MD SD DA R E	Y	N	O&M Repair Enclose/Encaps Remove	Inaccessible Accessible V/D W/D Renovated
Red Fire Stop Caulking	1 2 3 4 5 6 7	G MD SD DA R E	Y	N	O&M Repair Enclose/Encaps Remove	Inaccessible Accessible V/D W/D Renovated
Silver Flex Duct Wrap	1 2 3 4 5 6 7	G MD SD DA R E	Y	N	O&M Repair Enclose/Encaps Remove	Inaccessible Accessible V/D W/D Renovated
Insulation for Silver Flex Duct Wrap	1 2 3 4 5 6 7	G MD SD DA R E	Y	N	O&M Repair Enclose/Encaps Remove	Inaccessible Accessible V/D W/D Renovated
Untextured Drywall System	1 2 3 4 5 6 7	G MD SD DA R E	Y	N	O&M Repair Enclose/Encaps Remove	Inaccessible Accessible V/D W/D Renovated
Blue 4" x 4" Ceramic Cove Base Tile	N/A Removed	G MD SD DA R E	Y	N	O&M Repair Enclose/Encaps Remove	Inaccessible Accessible V/D W/D Removed
Grout for Blue 4" x 4" Ceramic Cove Base Tile	N/A Removed	G MD SD DA R E	Y	N	O&M Repair Enclose/Encaps Remove	Inaccessible Accessible V/D W/D Removed
Fiberglass Reinforced Plastic (FRP)	1 2 3 4 5 6 7	G MD SD DA R E	Y	N	O&M Repair Enclose/Encaps Remove	Inaccessible Accessible V/D W/D Renovated
Mastic for FRP	1 2 3 4 5 6 7	G MD SD DA R E	Y	N	O&M Repair Enclose/Encaps Remove	Inaccessible Accessible V/D W/D Renovated
Mop Sink Caulking	1 2 3 4 5 6 7	G MD SD DA R E	Y	N	O&M Repair Enclose/Encaps Remove	Inaccessible Accessible V/D W/D Renovated

White 6" x 6" Ceramic Cove Base	1 2 3 4 5 6 7	G MD SD DA R E	Y	N	O&M Repair Enclose/Encaps Remove	Inaccessible Accessible V/D W/D Renovated
Grout for White 6" x 6" Ceramic Cove Base	1 2 3 4 5 6 7	G MD SD DA R E	Y	N	O&M Repair Enclose/Encaps Remove	Inaccessible Accessible V/D W/D Renovated
Black Window Sealant	1 2 3 4 5 6 7	G MD SD DA R E	Y	N	O&M Repair Enclose/Encaps Remove	Inaccessible Accessible V/D W/D Renovated
Gray Duct Mastic	1 2 3 4 5 6 7	G MD SD DA R E	Y	N	O&M Repair Enclose/Encaps Remove	Inaccessible Accessible V/D W/D Renovated
Silver Duct Wrap	1 2 3 4 5 6 7	G MD SD DA R E	Y	N	O&M Repair Enclose/Encaps Remove	Inaccessible Accessible V/D W/D Renovated
Insulation for Silver Duct Wrap	1 2 3 4 5 6 7	G MD SD DA R E	Y	N	O&M Repair Enclose/Encaps Remove	Inaccessible Accessible V/D W/D Renovated
White Duct Mastic	1 2 3 4 5 6 7	G MD SD DA R E	Y	N	O&M Repair Enclose/Encaps Remove	Inaccessible Accessible V/D W/D Renovated
Black 2' x 2' Carpet	1 2 3 4 5 6 7	G MD SD DA R E	Y	N	O&M Repair Enclose/Encaps Remove	Inaccessible Accessible V/D W/D Renovated
Mastic for Black 2' x 2' Carpet	1 2 3 4 5 6 7	G MD SD DA R E	Y	N	O&M Repair Enclose/Encaps Remove	Inaccessible Accessible V/D W/D Renovated
9" x 9" Black Grout	1 2 3 4 5 6 7	G MD SD DA R E	Y	N	O&M Repair Enclose/Encaps Remove	Inaccessible Accessible V/D W/D Renovated
Gray Window Sealant	1 2 3 4 5 6 7	G MD SD DA R E	Y	N	O&M Repair Enclose/Encaps Remove	Inaccessible Accessible V/D W/D Renovated
Gray Door Sealant	1 2 3 4 5 6 7	G MD SD DA R E	Y	N	O&M Repair Enclose/Encaps Remove	Inaccessible Accessible V/D W/D Renovated
White w/Gray Specs 12" x 12" Vinyl Floor Tile (VCT)	1 2 3 4 5 6 7	G MD SD DA R E	Y	N	O&M Repair Enclose/Encaps Remove	Inaccessible Accessible V/D W/D Renovated
Mastic for White w/Gray Specs 12" x 12" VCT	1 2 3 4 5 6 7	G MD SD DA R E	Y	N	O&M Repair Enclose/Encaps Remove	Inaccessible Accessible V/D W/D Renovated
Beige Rough Texture Wallpaper	1 2 3 4 5 6 7	G MD SD DA R E	Y	N	O&M Repair Enclose/Encaps Remove	Inaccessible Accessible V/D W/D Renovated
Blue 16" x 16" Vinyl Circle Pattern Tile	N/A Removed	G MD SD DA R E	Y	N	O&M Repair Enclose/Encaps Remove	Inaccessible Accessible V/D W/D Removed
Mastic for Blue 16" x 16" Vinyl Circle Pattern Tile	N/A Removed	G MD SD DA R E	Y	N	O&M Repair Enclose/Encaps Remove	Inaccessible Accessible V/D W/D Removed
Blue 48" x 12" Blue Vinyl Floor Tile (VCT)	N/A Removed	G MD SD DA R E	Y	N	O&M Repair Enclose/Encaps Remove	Inaccessible Accessible V/D W/D Removed
Mastic for Blue 48" x 12" Blue VCT	N/A Removed	G MD SD DA R E	Y	N	O&M Repair Enclose/Encaps Remove	Inaccessible Accessible V/D W/D Removed
Brown 18" x 6" CMU	1 2 3 4 5 6 7	G MD SD DA R E	Y	N	O&M Repair Enclose/Encaps Remove	Inaccessible Accessible V/D W/D Renovated
Mortar for Brown 18" x 6" CMU	1 2 3 4 5 6 7	G MD SD DA R E	Y	N	O&M Repair Enclose/Encaps Remove	Inaccessible Accessible V/D W/D Renovated
Black Flex Duct Wrap	1 2 3 4 5 6 7	G MD SD DA R E	Y	N	O&M Repair Enclose/Encaps Remove	Inaccessible Accessible V/D W/D Renovated
Insulation for Black Flex Duct Wrap	1 2 3 4 5 6 7	G MD SD DA R E	Y	N	O&M Repair Enclose/Encaps Remove	Inaccessible Accessible V/D W/D Renovated
Skip Trowel Texture Drywall System	1 2 3 4 5 6 7	G MD SD DA R E	Y	N	O&M Repair Enclose/Encaps Remove	Inaccessible Accessible V/D W/D Renovated
Transite Hood Panel	1 2 3 4 5 6 7	G MD SD DA R E	Y	N	O&M Repair Enclose/Encaps Remove	Inaccessible Accessible V/D W/D Renovated
12" x 12" White w/Gray Specs Vinyl Floor Tile (VCT)	1 2 3 4 5 6 7	G MD SD DA R E	Y	N	O&M Repair Enclose/Encaps Remove	Inaccessible Accessible V/D W/D Renovated
Mastic for 12" x 12" White w/Gray Specs VCT	1 2 3 4 5 6 7	G MD SD DA R E	Y	N	O&M Repair Enclose/Encaps Remove	Inaccessible Accessible V/D W/D Renovated
Blue 2" x 2" Vinyl Circle Pattern Tile	1 2 3 4 5 6 7	G MD SD DA R E	Y	N	O&M Repair Enclose/Encaps Remove	Inaccessible Accessible V/D W/D Renovated
Mastic for Blue 2" x 2" Vinyl Circle Pattern Tile	1 2 3 4 5 6 7	G MD SD DA R E	Y	N	O&M Repair Enclose/Encaps Remove	Inaccessible Accessible V/D W/D Renovated

CONCESSION BUILDING

Material Description	Assessment Classification	Material Condition	Changes Since Last Inspection		Response Action Recommendations	Accessibility & Potential for Disturbance
Tan 2" x 2" Ceramic Floor Tile	1 2 3 4 5 6 7	G MD SD DA R E	Y	N	O&M Repair Enclose/Encaps Remove	Inaccessible Accessible V/D W/D Renovated
Grout for Tan 2" x 2" Ceramic Floor Tile	1 2 3 4 5 6 7	G MD SD DA R E	Y	N	O&M Repair Enclose/Encaps Remove	Inaccessible Accessible V/D W/D Renovated
Tan w/White Specs 2" x 2" Ceramic Floor Tile	1 2 3 4 5 6 7	G MD SD DA R E	Y	N	O&M Repair Enclose/Encaps Remove	Inaccessible Accessible V/D W/D Renovated
Grout for Tan w/White Specs 2" x 2" Ceramic Floor Tile	1 2 3 4 5 6 7	G MD SD DA R E	Y	N	O&M Repair Enclose/Encaps Remove	Inaccessible Accessible V/D W/D Renovated
Tan w/White Specs 1" x 2" Ceramic Floor Tile	1 2 3 4 5 6 7	G MD SD DA R E	Y	N	O&M Repair Enclose/Encaps Remove	Inaccessible Accessible V/D W/D Renovated
Grout for Tan w/White Specs 1" x 2" Ceramic Floor Tile	1 2 3 4 5 6 7	G MD SD DA R E	Y	N	O&M Repair Enclose/Encaps Remove	Inaccessible Accessible V/D W/D Renovated
White 4" x 4" Ceramic Cove Base Tile	1 2 3 4 5 6 7	G MD SD DA R E	Y	N	O&M Repair Enclose/Encaps Remove	Inaccessible Accessible V/D W/D Renovated
Grout for White 4" x 4" Ceramic Cove Base Tile	1 2 3 4 5 6 7	G MD SD DA R E	Y	N	O&M Repair Enclose/Encaps Remove	Inaccessible Accessible V/D W/D Renovated
Black 2" x 2" Ceramic Wall Tile	1 2 3 4 5 6 7	G MD SD DA R E	Y	N	O&M Repair Enclose/Encaps Remove	Inaccessible Accessible V/D W/D Renovated
Grout for Black 2" x 2" Ceramic Wall Tile	1 2 3 4 5 6 7	G MD SD DA R E	Y	N	O&M Repair Enclose/Encaps Remove	Inaccessible Accessible V/D W/D Renovated
Beige 2" x 2" Ceramic Wall Tile	1 2 3 4 5 6 7	G MD SD DA R E	Y	N	O&M Repair Enclose/Encaps Remove	Inaccessible Accessible V/D W/D Renovated
Grout for Beige 2" x 2" Ceramic Wall Tile	1 2 3 4 5 6 7	G MD SD DA R E	Y	N	O&M Repair Enclose/Encaps Remove	Inaccessible Accessible V/D W/D Renovated
Counter Caulking	1 2 3 4 5 6 7	G MD SD DA R E	Y	N	O&M Repair Enclose/Encaps Remove	Inaccessible Accessible V/D W/D Renovated
Interior Frame Caulking	1 2 3 4 5 6 7	G MD SD DA R E	Y	N	O&M Repair Enclose/Encaps Remove	Inaccessible Accessible V/D W/D Renovated
Brown 16" x 8" CMU	1 2 3 4 5 6 7	G MD SD DA R E	Y	N	O&M Repair Enclose/Encaps Remove	Inaccessible Accessible V/D W/D Renovated
Mortar for Brown 16" x 8" CMU	1 2 3 4 5 6 7	G MD SD DA R E	Y	N	O&M Repair Enclose/Encaps Remove	Inaccessible Accessible V/D W/D Renovated
Brown 16" x 4" CMU	1 2 3 4 5 6 7	G MD SD DA R E	Y	N	O&M Repair Enclose/Encaps Remove	Inaccessible Accessible V/D W/D Renovated
Mortar for Brown 16" x 4" CMU	1 2 3 4 5 6 7	G MD SD DA R E	Y	N	O&M Repair Enclose/Encaps Remove	Inaccessible Accessible V/D W/D Renovated
Fixture Caulking	1 2 3 4 5 6 7	G MD SD DA R E	Y	N	O&M Repair Enclose/Encaps Remove	Inaccessible Accessible V/D W/D Renovated

*Assessment Classifications

1. Damaged or significantly damaged thermal system insulation ACBM.
2. Damaged friable surfacing ACBM.
3. Significantly damaged friable surfacing ACBM.
4. Damaged or significantly damaged friable miscellaneous ACBM.
5. ACBM with potential for damage.
6. ACBM with potential for significant damage.
7. Any remaining friable ACBM or friable suspected ACBM.

*ACBM Condition:

G Good
MD Minor Damage
SD Significant Damage
DA Damaged & Accessible
R Removed
E Enclosed or Encapsulated

V. Notifications

☐ Custodial/Maintenance staff informed by _____ on Date: _____
☐ Response action timeline established by_____ on Date: _____

VI. Photographic Documentation of Damaged Areas

☑ Photo Log of Damaged ACBM Attached

☐ No Damages Observed

VII. Inspector Certification

I certify that this surveillance was conducted in accordance with 40 CFR §763.92 and applicable state regulations.

Inspector Signature: Gracey Carpenter

Date: 3/10/26

VIII. LEA Acknowledgment

LEA Representative Name: _____
Title: _____
Signature: _____
Date: _____

DOMINION

Kyrene Akimel A-al Middle School – 6 Month Surveillance March 10, 2026		
Main Building		
Restroom Tiles - Broken/Cracking		
		
		

	Restrooms Near Room C16 Closed Off	
	#UNKNOWN!	
	VCT Cracking/Broken	
		
Broken Cabinets/Adhesive		
		
D-Wing Entry		

Multipurpose Building		
Restroom Near Band Room		
		
		White Panel Detaching
		
		
		

FRP Cut- Custodial Room (near D8)		
		

Concessions Building		
	Broken Cabinet Caulking/Adhesive	
		
	Broken/Craking Restroom Tiles