AHERA 6-Month Surveillance Inspection Form

(As Required by AHERA – 40 CFR Part 763 Subpart E)

I. Facility Information

School/Building Name: Kyrene de la Sierra Elementary School

LEA (Local Education Agency): Kyrene Elementary School District No. 28

Building Address: 1122 East Liberty Lane

City/State/Zip: Phoenix, AZ 85048

Last Reinspection Date (3-Year): March 3, 2025

II. Surveillance Information

Date of Surveillance: March 9, 2026

Inspector Name: Tracey Carpenter

Inspector Accreditation # / Expiration: ON-188748-14588-082525 Exp. 8.25.26

Management Planner Accreditation # / Expiration: ON-4651-14588-070625 exp 7.6.26

Inspector Company: Dominion Environmental Consultants, Inc.

Phone: (602) 516-1415

III. Review of Asbestos Management Plan

✓ Asbestos Management Plan reviewed prior to inspection
✓ Most recent inspection/reinspection report available
✓ Previous response actions reviewed
✓ O&M; program documentation reviewed
✓ Training records reviewed by LEA

Comments: Asbestos Awareness training held August 18, 2026

I. IV. O& M Areas with ACBM in need of repair

Based on the findings of the inspection, appropriate response actions must be selected in accordance with AHERA guidelines. If ACBM is in good condition and unlikely to be disturbed, it may be managed in place through an operations and maintenance (O&M) program, including periodic surveillance and worker training. However, if the material is damaged or poses a risk of fiber release, response actions such as repair (e.g., encapsulation or enclosure) or removal may be required. Repairs are typically used when damage is limited, and the material can be stabilized, while removal is often necessary when ACBM is significantly damaged, cannot be effectively repaired, or will be impacted by renovation or demolition activities. All such actions must be performed using accredited personnel and appropriate work practices to prevent asbestos fiber release and protect building occupants. Under 40 CFR 61 Subpart M, projects involving regulated asbestos-containing material (RACM) above threshold amounts (160 sq ft, 260 linear ft, or 35 cubic ft) must follow full NESHAP requirements, regardless of how the waste is packaged.

In the event of a fiber release episode, 40 CFR 763.90 requires prompt action to control the hazard. The affected area must be immediately isolated, appropriate personnel notified, and cleanup performed by trained professionals using HEPA vacuums and wet methods. The damaged ACBM must then be repaired, encapsulated, or removed, followed by a visual inspection and, if necessary, air clearance testing before the space can be safely reoccupied.

Room/ Area	HM #	Material Description	Friable? (Y/N)	Damage Observed	Action Needed
Room 30, Kitchen/ Stage, Music 43, Faculty Women's RR, Common Area Rooms: 10, 20-21, & 24	25 / 27	12" x 12" VCT Floor Tiles	No	Cracking, Broken	Remove/Replace or Encapsulate
Room 35	29	Tac Board	No	Torn	Remove/Replace or Enclose/ Encapsulate
Restroom 31	42	White 4" x 4" Ceramic Cove Base Tile	No	Cracking, Broken	Remove/Replace or Encapsulate
Media Center	47	Blue Carpet	No	Fraying/Torn	Remove/Replace or Enclose
Janitor's Closet (Boy's RR near Room 12)	50	Old Fiberglass Reinforced Plastic (FRP)	No	Cut	Remove/Replace or Enclose/ Encapsulate

---

V. Classification, Condition, Response Action of All Remaining ACBM

MAIN BUILDING:

Material Description	Assessment Classification	Material Condition	Changes Since Last Inspection		Response Action Recommendations	Accessibility & Potential for Disturbance
Beige Speckled 12" x 12" VCT	1 2 3 4 5 6 7	G MD SD DA R E	Y	N	O&M Repair Enclose/Encaps Remove	Inaccessible Accessible V/D W/D Renovated
Mastic for Beige Speckled 12" x 12" VCT	1 2 3 4 5 6 7	G MD SD DA R E	Y	N	O&M Repair Enclose/Encaps Remove	Inaccessible Accessible V/D W/D Renovated
Gray 4" x 4" Ceramic Wall Tile	1 2 3 4 5 6 7	G MD SD DA R E	Y	N	O&M Repair Enclose/Encaps Remove	Inaccessible Accessible V/D W/D Renovated
Black 4" x 4" Ceramic Wall Tile	1 2 3 4 5 6 7	G MD SD DA R E	Y	N	O&M Repair Enclose/Encaps Remove	Inaccessible Accessible V/D W/D Renovated

Tan 4" x 4" Ceramic Wall Tile	1 2 3 4 5 6 7	G MD SD DA R E	Y	N	O&M Repair Enclose/Encaps Remove	Inaccessible Accessible V/D W/D Renovated
Grout for 4" x 4" Ceramic Wall Tiles	1 2 3 4 5 6 7	G MD SD DA R E	Y	N	O&M Repair Enclose/Encaps Remove	Inaccessible Accessible V/D W/D Renovated
Mastic for 4" x 4" Ceramic Wall Tiles	1 2 3 4 5 6 7	G MD SD DA R E	Y	N	O&M Repair Enclose/Encaps Remove	Inaccessible Accessible V/D W/D Renovated
Gray 2" x 2" Ceramic Floor Tile	1 2 3 4 5 6 7	G MD SD DA R E	Y	N	O&M Repair Enclose/Encaps Remove	Inaccessible Accessible V/D W/D Renovated
Grout for Gray 2" x 2" Ceramic Floor Tile	1 2 3 4 5 6 7	G MD SD DA R E	Y	N	O&M Repair Enclose/Encaps Remove	Inaccessible Accessible V/D W/D Renovated
Thinset for Gray 2" x 2" Ceramic Floor Tile	1 2 3 4 5 6 7	G MD SD DA R E	Y	N	O&M Repair Enclose/Encaps Remove	Inaccessible Accessible V/D W/D Renovated
Fixture Caulking	1 2 3 4 5 6 7	G MD SD DA R E	Y	N	O&M Repair Enclose/Encaps Remove	Inaccessible Accessible V/D W/D Renovated
Smooth Drywall System	1 2 3 4 5 6 7	G MD SD DA R E	Y	N	O&M Repair Enclose/Encaps Remove	Inaccessible Accessible V/D W/D Renovated
Tan Wallpaper	1 2 3 4 5 6 7	G MD SD DA R E	Y	N	O&M Repair Enclose/Encaps Remove	Inaccessible Accessible V/D W/D Renovated
Tan Speckled 12" x 12" VCT	1 2 3 4 5 6 7	G MD SD DA R E	Y	N	O&M Repair Enclose/Encaps Remove	Inaccessible Accessible V/D W/D Renovated
Mastic for Tan Speckled 12" x 12" VCT	1 2 3 4 5 6 7	G MD SD DA R E	Y	N	O&M Repair Enclose/Encaps Remove	Inaccessible Accessible V/D W/D Renovated
Tan w/ Brown Streak 12" x 12" VCT	1 2 3 4 5 6 7	G MD SD DA R E	Y	N	O&M Repair Enclose/Encaps Remove	Inaccessible Accessible V/D W/D Renovated
Mastic for Tan w/ Brown Streak 12" x 12" VCT	1 2 3 4 5 6 7	G MD SD DA R E	Y	N	O&M Repair Enclose/Encaps Remove	Inaccessible Accessible V/D W/D Renovated
Blue 12" x 12" VCT	1 2 3 4 5 6 7	G MD SD DA R E	Y	N	O&M Repair Enclose/Encaps Remove	Inaccessible Accessible V/D W/D Renovated
Mastic for Blue 12" x 12" VCT	1 2 3 4 5 6 7	G MD SD DA R E	Y	N	O&M Repair Enclose/Encaps Remove	Inaccessible Accessible V/D W/D Renovated
Tackboard	1 2 3 4 5 6 7	G MD SD DA R E	Y	N	O&M Repair Enclose/Encaps Remove	Inaccessible Accessible V/D W/D Renovated
Mastic for Tackboard	1 2 3 4 5 6 7	G MD SD DA R E	Y	N	O&M Repair Enclose/Encaps Remove	Inaccessible Accessible V/D W/D Renovated
Black Entry Carpet Squares	1 2 3 4 5 6 7	G MD SD DA R E	Y	N	O&M Repair Enclose/Encaps Remove	Inaccessible Accessible V/D W/D Renovated
Mastic for Black Entry Carpet Squares	1 2 3 4 5 6 7	G MD SD DA R E	Y	N	O&M Repair Enclose/Encaps Remove	Inaccessible Accessible V/D W/D Renovated
Tan Floor Tread	1 2 3 4 5 6 7	G MD SD DA R E	Y	N	O&M Repair Enclose/Encaps Remove	Inaccessible Accessible V/D W/D Renovated
Mastic for Tan Floor Tread	1 2 3 4 5 6 7	G MD SD DA R E	Y	N	O&M Repair Enclose/Encaps Remove	Inaccessible Accessible V/D W/D Renovated
Gray Floor Tread	1 2 3 4 5 6 7	G MD SD DA R E	Y	N	O&M Repair Enclose/Encaps Remove	Inaccessible Accessible V/D W/D Renovated
Mastic for Gray Floor Tread	1 2 3 4 5 6 7	G MD SD DA R E	Y	N	O&M Repair Enclose/Encaps Remove	Inaccessible Accessible V/D W/D Renovated
Polished Concrete	1 2 3 4 5 6 7	G MD SD DA R E	Y	N	O&M Repair Enclose/Encaps Remove	Inaccessible Accessible V/D W/D Renovated
Floor Expansion Joint	1 2 3 4 5 6 7	G MD SD DA R E	Y	N	O&M Repair Enclose/Encaps Remove	Inaccessible Accessible V/D W/D Renovated
Black Stair Tread	1 2 3 4 5 6 7	G MD SD DA R E	Y	N	O&M Repair Enclose/Encaps Remove	Inaccessible Accessible V/D W/D Renovated
Mastic for Black Stair Tread	1 2 3 4 5 6 7	G MD SD DA R E	Y	N	O&M Repair Enclose/Encaps Remove	Inaccessible Accessible V/D W/D Renovated
White w/ Black 12" x 12" VCT	1 2 3 4 5 6 7	G MD SD DA R E	Y	N	O&M Repair Enclose/Encaps Remove	Inaccessible Accessible V/D W/D Renovated
Mastic for White w/ Black 12" x 12" VCT	1 2 3 4 5 6 7	G MD SD DA R E	Y	N	O&M Repair Enclose/Encaps Remove	Inaccessible Accessible V/D W/D Renovated
White 4" x 4" Ceramic Wall Tile	1 2 3 4 5 6 7	G MD SD DA R E	Y	N	O&M Repair Enclose/Encaps Remove	Inaccessible Accessible V/D W/D Renovated
Grout for White 4" x 4" Ceramic Wall Tile	1 2 3 4 5 6 7	G MD SD DA R E	Y	N	O&M Repair Enclose/Encaps Remove	Inaccessible Accessible V/D W/D Renovated
Mastic for White 4" x 4" Ceramic Wall Tile	1 2 3 4 5 6 7	G MD SD DA R E	Y	N	O&M Repair Enclose/Encaps Remove	Inaccessible Accessible V/D W/D Renovated

Divider Wall	1 2 3 4 5 6 7	G MD SD DA R E	Y	N	O&M Repair Enclose/Encaps Remove	Inaccessible Accessible V/D W/D Renovated
Blue Carpet	1 2 3 4 5 6 7	G MD SD DA R E	Y	N	O&M Repair Enclose/Encaps Remove	Inaccessible Accessible V/D W/D Renovated
Mastic for Blue Carpet	1 2 3 4 5 6 7	G MD SD DA R E	Y	N	O&M Repair Enclose/Encaps Remove	Inaccessible Accessible V/D W/D Renovated
Old Fiberglass Reinforced Plastic (FRP)	1 2 3 4 5 6 7	G MD SD DA R E	Y	N	O&M Repair Enclose/Encaps Remove	Inaccessible Accessible V/D W/D Renovated
Mastic for Old FRP	1 2 3 4 5 6 7	G MD SD DA R E	Y	N	O&M Repair Enclose/Encaps Remove	Inaccessible Accessible V/D W/D Renovated
2' x 4' Drywall Ceiling Tile	1 2 3 4 5 6 7	G MD SD DA R E	Y	N	O&M Repair Enclose/Encaps Remove	Inaccessible Accessible V/D W/D Renovated
Silver Kitchen Caulking	1 2 3 4 5 6 7	G MD SD DA R E	Y	N	O&M Repair Enclose/Encaps Remove	Inaccessible Accessible V/D W/D Renovated
New Fiberglass Reinforced Plastic (FRP)	1 2 3 4 5 6 7	G MD SD DA R E	Y	N	O&M Repair Enclose/Encaps Remove	Inaccessible Accessible V/D W/D Renovated
Mastic for New FRP	1 2 3 4 5 6 7	G MD SD DA R E	Y	N	O&M Repair Enclose/Encaps Remove	Inaccessible Accessible V/D W/D Renovated
Mortar for Glass Block	1 2 3 4 5 6 7	G MD SD DA R E	Y	N	O&M Repair Enclose/Encaps Remove	Inaccessible Accessible V/D W/D Renovated
Interior Caulking	1 2 3 4 5 6 7	G MD SD DA R E	Y	N	O&M Repair Enclose/Encaps Remove	Inaccessible Accessible V/D W/D Renovated
Exterior Caulking	1 2 3 4 5 6 7	G MD SD DA R E	Y	N	O&M Repair Enclose/Encaps Remove	Inaccessible Accessible V/D W/D Renovated
Silver Box Duct Wrap	1 2 3 4 5 6 7	G MD SD DA R E	Y	N	O&M Repair Enclose/Encaps Remove	Inaccessible Accessible V/D W/D Renovated
Silver Duct Wrap	1 2 3 4 5 6 7	G MD SD DA R E	Y	N	O&M Repair Enclose/Encaps Remove	Inaccessible Accessible V/D W/D Renovated
Silver Flex Duct Wrap	1 2 3 4 5 6 7	G MD SD DA R E	Y	N	O&M Repair Enclose/Encaps Remove	Inaccessible Accessible V/D W/D Renovated
White Duct Tape	1 2 3 4 5 6 7	G MD SD DA R E	Y	N	O&M Repair Enclose/Encaps Remove	Inaccessible Accessible V/D W/D Renovated
Mastic for White Duct Tape	1 2 3 4 5 6 7	G MD SD DA R E	Y	N	O&M Repair Enclose/Encaps Remove	Inaccessible Accessible V/D W/D Renovated
Large Pipe Wrap	1 2 3 4 5 6 7	G MD SD DA R E	Y	N	O&M Repair Enclose/Encaps Remove	Inaccessible Accessible V/D W/D Renovated
Mastic for Large Pipe Wrap	1 2 3 4 5 6 7	G MD SD DA R E	Y	N	O&M Repair Enclose/Encaps Remove	Inaccessible Accessible V/D W/D Renovated
Small Pipe Wrap	1 2 3 4 5 6 7	G MD SD DA R E	Y	N	O&M Repair Enclose/Encaps Remove	Inaccessible Accessible V/D W/D Renovated
Mastic for Small Pipe Wrap	1 2 3 4 5 6 7	G MD SD DA R E	Y	N	O&M Repair Enclose/Encaps Remove	Inaccessible Accessible V/D W/D Renovated
Black Foam Pipe Wrap	1 2 3 4 5 6 7	G MD SD DA R E	Y	N	O&M Repair Enclose/Encaps Remove	Inaccessible Accessible V/D W/D Renovated
Unfinished Drywall	1 2 3 4 5 6 7	G MD SD DA R E	Y	N	O&M Repair Enclose/Encaps Remove	Inaccessible Accessible V/D W/D Renovated
Ceiling Insulation Backing	1 2 3 4 5 6 7	G MD SD DA R E	Y	N	O&M Repair Enclose/Encaps Remove	Inaccessible Accessible V/D W/D Renovated
Skylight Insulation Panel	1 2 3 4 5 6 7	G MD SD DA R E	Y	N	O&M Repair Enclose/Encaps Remove	Inaccessible Accessible V/D W/D Renovated
Silver Duct Tape	1 2 3 4 5 6 7	G MD SD DA R E	Y	N	O&M Repair Enclose/Encaps Remove	Inaccessible Accessible V/D W/D Renovated

*Assessment Classifications

1. Damaged or significantly damaged thermal system insulation ACBM.
2. Damaged friable surfacing ACBM.
3. Significantly damaged friable surfacing ACBM.
4. Damaged or significantly damaged friable miscellaneous ACBM.
5. ACBM with potential for damage.
6. ACBM with potential for significant damage.
7. Any remaining friable ACBM or friable suspected ACBM.

*ACBM Condition:

G	Good
MD	Minor Damage
SD	Significant Damage
DA	Damaged & Accessible
R	Removed
E	Enclosed or Encapsulated

V. Notifications

☐ Custodial/Maintenance staff informed by _____ on Date: _____

☐ Response action timeline established by_____ on Date: _____

VI. Photographic Documentation of Damaged Areas

☑ Photo Log of Damaged ACBM Attached

☐ No Damages Observed

VII. Inspector Certification

I certify that this surveillance was conducted in accordance with 40 CFR §763.92 and applicable state regulations.

Inspector Signature: Gracey Carpenter _____

Date: _____3/9/26_____

VIII. LEA Acknowledgment

LEA Representative Name: _____

Title: _____

Signature: _____

Date: _____

DOMINION

Kyrene De La Sierra Elementary School – 6 Month Surveillance March 9, 2026		
12" x 12" VCT Flooring - Cracking/Broken		
		
		
		Restroom 31 - Tile Broken
		
Blue Carpet - Freying/Ripped		
		

Room 35Torn Tac Board	Janitor's Closet - Cut FRP