Read on the GO

Summer 2026 Reading Guide

Keep Your Child Reading, Learning, and Growing All Summer Long

Just 15 minutes of reading a day or completing at least 2 books over the summer helps prevent summer slide and keeps children confident and prepared!

Read on myON
by Renaissance

www.readonmyon.com

Stop the Summer Reading Slide!

Read on myON

The summer slide is a decline in reading skills that can happen when children don't read during the summer months. Even a long break from books can cause students to lose progress—making it harder to start the new school year strong.

Why Summer Reading Matters

Strengthens vocabulary and comprehension.

Builds confidence and curiosity.

Helps students return to school ready to succeed.

Encourages a lifelong love of reading.

Small daily reading habits make a **big difference**.

Read Anytime, Anywhere with myON

Your child has access to myON, a digital library filled with thousands of books they can enjoy:

At home	On the go
On vacation	On any device

About this Summer Reading Guide

This Summer Reading Guide was created to encourage families to read together and inspire excitement for summer learning Suggested books are featured on the following pages along with related activity sheets.

Continue exploring topics, themes, and books on myON all summer long!

Ways to Support Your Child While Reading

Read on myON

01 Ask Questions (Before, During, After Reading)

Before Reading Questions	During Reading Questions	After Reading Questions
• "What do you think this book will be about?" • "What questions do you have just from looking at the cover/ pictures?" • "Why do you think the author wrote this book?"	• "What are you wondering right now as we read?" • "Is there anything that doesn't make sense?" • "What do you think might happen next, and why?"	• "What questions do you still have after reading?" • "Did the book answer any of the questions you had earlier?" • "What would you ask the author if you could?"

02 Make Connections

Text-to-Self Connections	Text-to-Text Connections	Text-to-World Connections
• "How are you like or unlike this character?" • "Have you ever felt the way this character is feeling?"	• "What other book or story does this remind you of?" • "Have you read another book with a similar character or problem?"	• "What does this remind you of that you've learned about in school?" • "Do people in real life have similar problems or experiences?"

03 Vocabulary Spotlight / Word Detective

- "What new or interesting words did you notice?"
- "What do you think this word means? What clues help you?"
- "Can you use this word in your own sentence?"

04 Retell / Summarize

- "What happened at the beginning, middle, and end?"
- "What were the most important events in the story?"
- "Can you tell me the story in your own words?"

Suggested Books and Related Activity Sheets

Read on myON

Sun, Sand, Sea



Title: The Pool Party

Activity: Our Weather Chart

Find the activity sheet on page 5 of this guide.

READ THE BOOK



Title: Sofia Martinez: The Beach Trip

Activity: The Beach Bag

Find the activity sheet on page 6 of this guide.

READ THE BOOK

Title: The Fisher Family Beach Project

Activity: Beach Cleanup

Find the activity sheet on page 7 of this guide.

READ THE BOOK

Camping

Title: Emma Every Day: Camping Fun

Activity: This or That

Find the activity sheet on page 8 of this guide.

READ THE BOOK



Title: Pedro's Big Break

Activity: Cast Artist

Find the activity sheet on page 9 of this guide.

READ THE BOOK

Title: Campfire Vampire

Activity: Monster Mash Up

Find the activity sheet on page 10 of this guide.

READ THE BOOK

Outdoors

Title: Skateboard Sonar

Activity: Design Your Own Skateboard

Find the activity sheet on page 11 of this guide.

READ THE BOOK

Title: Trick-Shot Triumph

Activity: Design Your Own Sport Jersey

Find the activity sheet on page 12 of this guide.

READ THE BOOK



Title: Geocache Surprise

Activity: Create Your Own Geocache

Find the activity sheet on page 13 of this guide.

READ THE BOOK

Sun, Sand, Sea

Read on myON

Our Weather Chart



Chart the weather for a week using a simple piece of paper, and have your child draw weather symbols each day. Together, look outside and talk about what the weather looks like before they add their picture.

At the end of the week, compare your chart to how Sam watched the weather in **The Pool Party** and discuss which days would have been good for a pool party.

Day	Weather	Pool Day (Y/N)
Monday		
Tuesday		
Wednesday		
Thursday		
Friday		
Saturday		
Sunday		

WEATHER KEY

Sunny

Cloudy

Partly-Cloudy

Rainy

Sun, Sand, Sea

Read on myON

The Beach Bag



After reading **The Beach Trip**, have your child pretend to “pack” a beach bag. Look at the pictures of different items and sort them into two groups: things you take to the beach and things you don’t.

Then let your child pick 4–5 items to put in the beach bag and talk about what they would use first, next, and last at the beach.

Sun, Sand, Sea

Read on myON

Beach Cleanup

After reading **The Fisher Family Beach Project**, have your child sort the following items into the following categories: “Belongs on the Beach” and “Does Not Belong on the Beach.”

Seashell	Soda can	Beach towel	Plastic bag	Sand toys
Chip wrapper	Seaweed	Water bottle	Sunglasses	Shoe



Camping

Read on myON

This or That

You can start by having a fun conversation with your child about the activities Emma enjoys in the story and whether they would choose the same ones or something different.

If you'd like an extra activity, you can then fill out the 'This or That' handout together to compare your camping favorites.

☐
Tent

or

☐
Cabin

☐
Hiking

or

☐
Biking

☐
Hotdog

or

☐
Hamburger

☐
Swimming

or

☐ 
Fishing

☐
Smores

or

☐
Popcorn

Camping

Read on myON

Cast Artist



Talk with your child about what you might draw on Pedro's cast. Then let your child use the cast template to create their own design.

Camping

Read on myON

Monster Mash Up

Draw or build a monster. Then give the monster a name and write a few sentences about it.



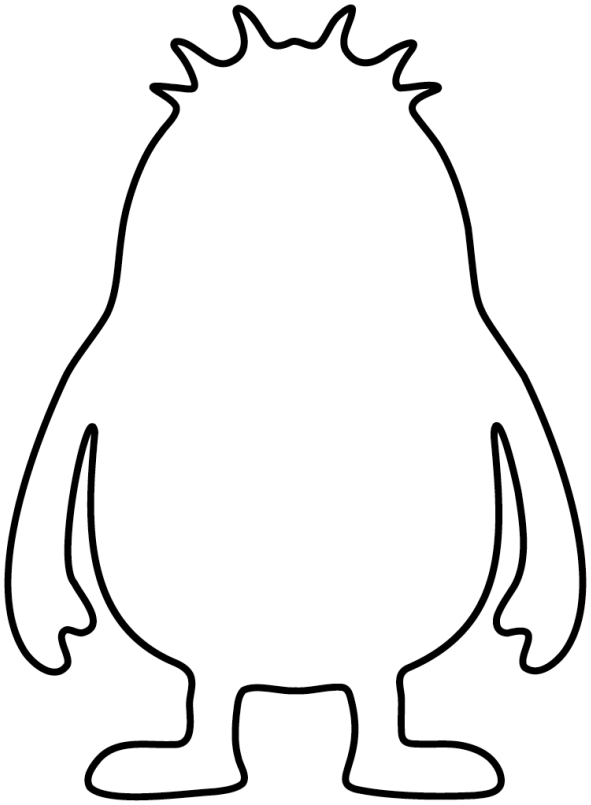

Outdoors

Read on myON

Design Your Own Skateboard

Read about Matty Lyons, a skilled skateboarder who proves seeing isn't everything.

Then design your own skateboard deck using colors, patterns, and details that show your style.



Outdoors

Read on myON

Design Your Own Sports Jersey

Read about Mariana and Selena as they work together to win back a special jersey after a tough basketball challenge. Then design your own jersey by choosing colors, numbers, and details that show your team spirit.



Front



Back

Outdoors

Read on myON

Create Your Own Geocache

Read about an adventure where characters search, explore, and solve clues.

Then create your own geocache by choosing a hiding spot, drawing a map, and writing clues for someone else to follow.

01 Choose Something to Hide

Pick a small object:

- Toy
- Sticker
- Treat
- Note

Make sure it's something that fits easily in a hiding spot.

02 Pick a Hiding Spot

Find a safe, secret place in your home.

Examples

- Under a pillow
- Inside a drawer
- Behind a book
- Under a table

03 Draw Your Map

On a blank sheet of paper:

- Sketch the room or area where the item is hidden.
- Add simple shapes (like a rectangle for a bed or a square for a table).
- Mark the starting point with an "X" or a star.

04 Write 3–5 Clues

These can be:

- **Direction clues:** "Take 5 steps toward the window."
- **Riddle clues:** "I'm hidden where books sleep at night."
- **Hot/Cold clues:** "You're getting warmer..."
- **Object clues:** "Look near something soft."

Keep them simple but fun!

05 Add Symbols or Labels

Use icons to help the finder:

- Arrows
- Footprints
- Stars
- Question marks

06 Test Your Map

Pretend you're the person following it. Can you find the hidden item using only the map and clues?

If not, adjust your map or rewrite a clue!

07 Give It to a Friend or Family Member

Let them try the hunt! Watch how they follow your clues —but no helping unless they're REALLY stuck.

© 2026 Renaissance Learning, Inc. All rights reserved. | www.renaissance.com | 11273359937.0426 |