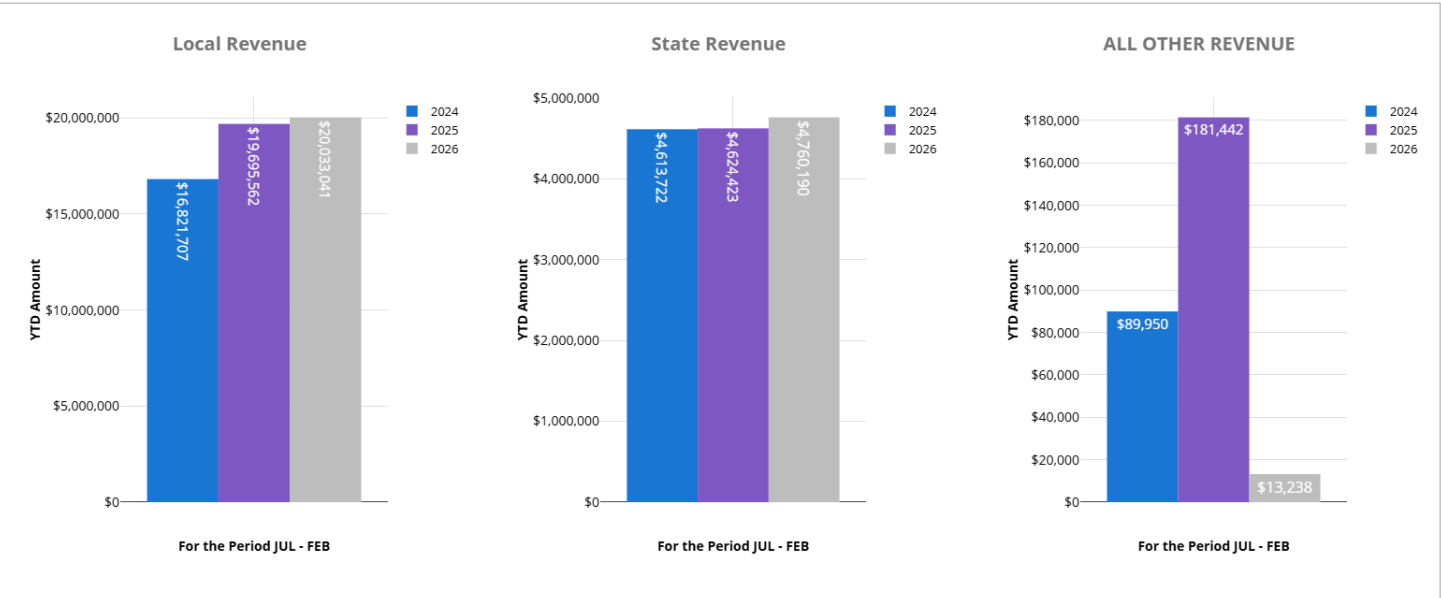


Wyoming City SD
Year to Date General Fund Revenue Overview
February 2026

<p>Local Revenue</p> <p>\$20,033,041</p> <p>83.10% of Budget</p>	<p>State Revenue</p> <p>\$4,760,190</p> <p>66.02% of Budget</p>	<p>All Other Revenue</p> <p>\$13,238</p> <p>264.76% of Budget</p>
---	--	--



	FY 2024 YTD Amount	FY 2025 YTD Amount	FY 2026 YTD Amount	FY 2026 Annual Budget	FY 2026 % YTD Budget
LOCAL REVENUE					
1100 Local Taxes	\$16,134,553	\$18,935,933	\$19,267,911	\$23,025,964	83.68%
1200 Tuition	\$267,245	\$228,741	\$248,096	\$464,872	53.37%
1400 Earnings on Investments	\$199,120	\$272,555	\$252,457	\$332,090	76.02%
1800 Miscellaneous Revenue	\$27,137	\$27,471	\$20,473	\$23,721	86.31%
ALL OTHER LOCAL REVENUE	\$193,652	\$230,863	\$244,104	\$261,934	93.19%
TOTAL LOCAL REVENUE	\$16,821,707	\$19,695,562	\$20,033,041	\$24,108,582	83.10%
STATE REVENUE					
3110 School Foundation	\$3,615,144	\$3,611,385	\$3,776,603	\$5,565,354	67.86%
3130 Property Tax Allocation	\$632,768	\$631,962	\$650,855	\$1,282,042	50.77%
3200 Restricted State Aid	\$240,939	\$255,619	\$205,344	\$253,463	81.02%
ALL OTHER STATE REVENUE	\$124,870	\$125,457	\$127,389	\$109,328	116.52%
TOTAL STATE REVENUE	\$4,613,722	\$4,624,423	\$4,760,190	\$7,210,187	66.02%
TOTAL ALL OTHER REVENUE (INCLUDING ADVANCES AND TRANSFERS)	\$89,950	\$181,442	\$13,238	\$5,000	264.76%
TOTAL REVENUE	\$21,525,379	\$24,501,427	\$24,806,469	\$31,323,769	79.19%

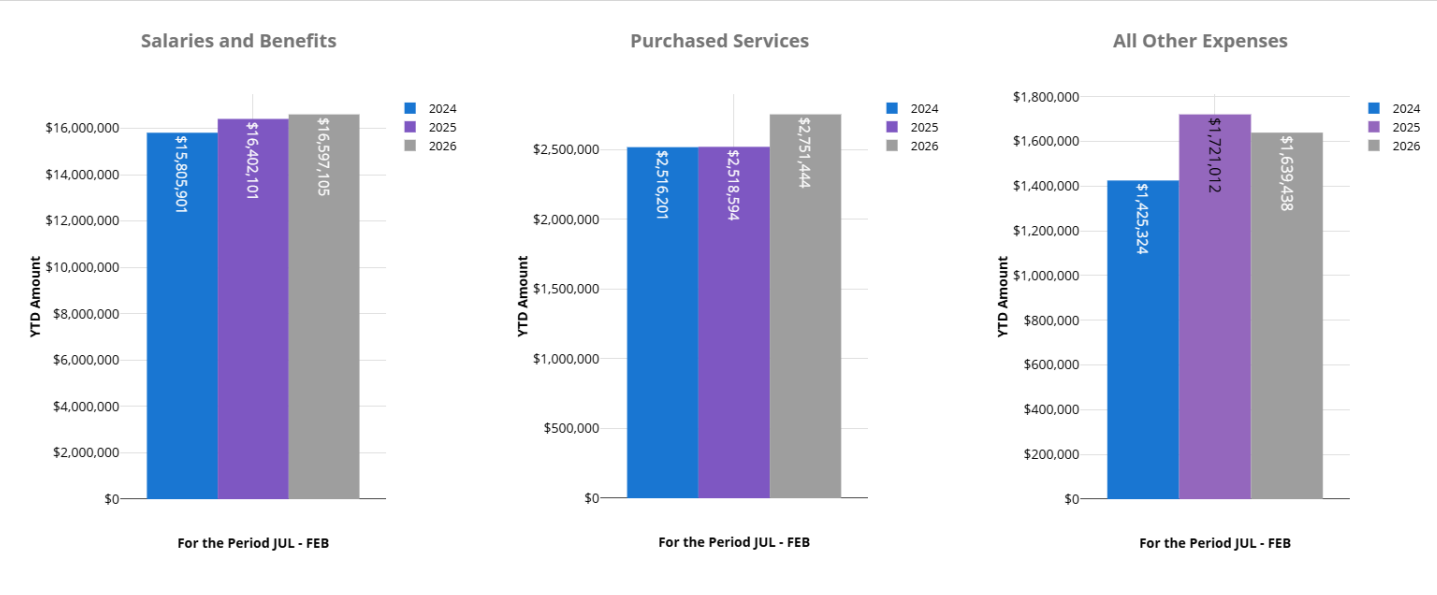
Revenue Insight:

Summary basis: Five Year Forecast YTD revenues totaled \$24,806,468 through February 2026, which is \$305,041 or 1.2% more than the amount received last year for this period. The YTD difference is driven by an increase in Local Tax Revenue of \$331,978, a decrease in All Other Revenue (Including Advances And Transfers) of -\$168,204, and an increase in School Foundation of \$165,218.



Wyoming City SD
Year to Date Expense Overview
February 2026

<p>Salaries and Benefits</p> <p>\$16,597,105</p> <p>65.99% of Budget</p>	<p>Purchased Services</p> <p>\$2,751,444</p> <p>61.64% of Budget</p>	<p>All Other Expenses</p> <p>\$1,639,438</p> <p>68.10% of Budget</p>
---	---	---



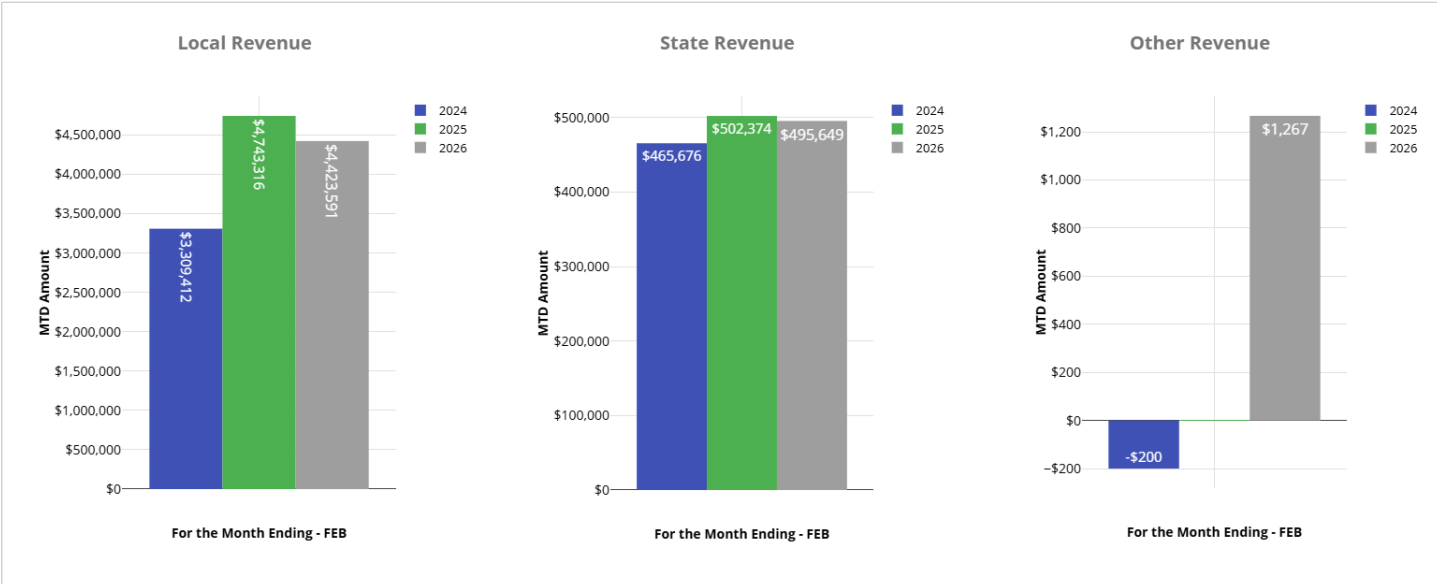
	FY 2024 YTD Amount	FY 2025 YTD Amount	FY 2026 YTD Amount	FY 2026 Annual Budget	FY 2026 % YTD Budget
SALARIES AND BENEFITS					
100 Salaries	\$11,924,345	\$12,309,565	\$12,527,692	\$18,802,001	66.63%
200 Benefits	\$3,881,555	\$4,092,535	\$4,069,412	\$6,350,000	64.09%
TOTAL SALARIES AND BENEFITS	\$15,805,900	\$16,402,100	\$16,597,104	\$25,152,001	65.99%
PURCHASED SERVICES					
400 Purchased Services	\$2,516,201	\$2,518,594	\$2,751,444	\$4,463,632	61.64%
500 Supplies	\$539,887	\$675,470	\$575,208	\$946,781	60.75%
600 Capital Outlay	\$139,333	\$167,239	\$249,818	\$250,000	99.93%
800 Other Objects	\$746,104	\$878,304	\$814,412	\$1,210,650	67.27%
900 Other Financing Uses (Including Transfers and Advances)	\$0	\$0	\$0	\$0	0.00%
TOTAL ALL OTHER	\$3,941,525	\$4,239,607	\$4,390,882	\$6,871,063	63.9%
TOTAL EXPENSES	\$19,747,425	\$20,641,707	\$20,987,986	\$32,023,064	65.54%

Expense Insights:

Summary basis: Five Year Forecast YTD expenses totaled \$20,987,987 through February 2026, which is \$346,280 or 1.6% more than the amount spent last year for this period. The YTD difference is driven by an increase in Purchased Services of \$232,850, an increase in Salary and Benefits of \$195,004, and a decrease in Other Expenses of -\$81,574.

Wyoming City SD
Month to Date Revenue Overview
February 2026

<p>Local Revenue</p> <p>\$4,423,591</p> <p>18.35% of Budget</p>	<p>State Revenue</p> <p>\$495,649</p> <p>6.87% of Budget</p>	<p>All Other Revenue</p> <p>\$0</p> <p>\$0 of Budget</p>
--	---	---



	FY 2024 MTD Amount	FY 2025 MTD Amount	FY 2026 MTD Amount	FY 2026 Annual Budget	FY 2026 % MTD Budget
LOCAL REVENUE					
1100 Taxes	\$3,250,000	\$4,685,000	\$4,345,000	\$23,025,964	18.87%
1200 Tuition	\$28,569	\$20,379	\$22,810	\$464,872	4.91%
1400 Earnings on Investments	\$19,357	\$22,851	\$35,014	\$332,090	10.54%
1800 Miscellaneous Revenue	\$1,439	\$1,052	\$1,006	\$23,721	4.24%
ALL OTHER LOCAL REVENUE	\$10,048	\$14,034	\$19,760	\$261,934	7.54%
TOTAL LOCAL REVENUE	\$3,309,412	\$4,743,316	\$4,423,591	\$24,108,582	18.35%
STATE REVENUE					
3110 School Foundation	\$435,570	\$463,314	\$474,176	\$5,565,354	8.52%
3130 Property Tax Allocation	\$0	\$0	\$0	\$1,282,042	0.00%
3200 Restricted State Aid	\$30,106	\$39,060	\$21,473	\$253,463	8.47%
ALL OTHER STATE REVENUE	\$0	\$0	\$0	\$109,328	0.00%
TOTAL STATE REVENUE	\$465,676	\$502,374	\$495,649	\$7,210,187	6.87%
TOTAL ALL OTHER REVENUE (INCLUDING ADVANCES AND TRANFERS)	-\$200	\$0	\$1,267	\$5,000	25.34%
TOTAL REVENUE	\$3,774,888	\$5,245,690	\$4,920,507	\$31,323,769	15.71%

Revenue Insight:

Summary basis: Five Year Forecast revenues totaled \$4,920,507 in February 2026, which is -\$325,183 or -6.2% less than the amount received last year for this month. The year over year difference is driven by a decrease in Local Tax Revenue of -\$340,000, a decrease in Restricted State Aid of -\$17,587, and an increase in Earnings on Investments of \$12,163.



Wyoming City SD
Month to Date Expense Overview
February 2026

Salaries and Benefits

\$2,115,056

8.41% of Budget

Purchased Services

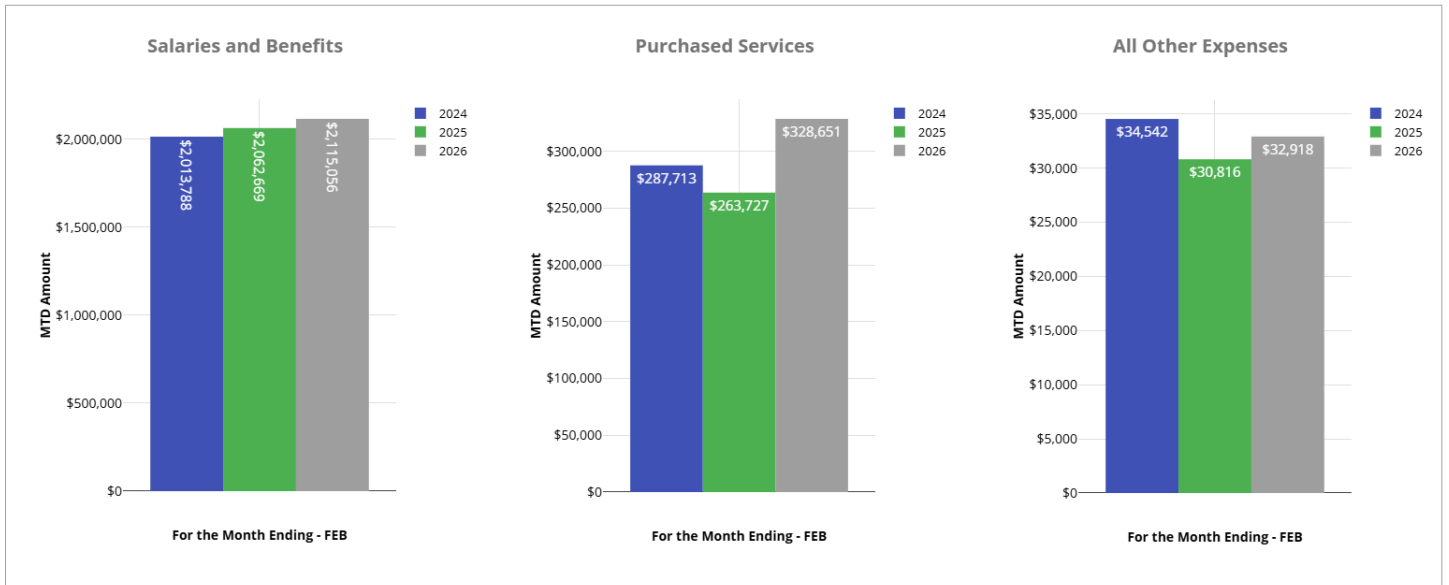
\$328,651

7.36% of Budget

All Other Expenses

\$32,918

1.37% of Budget



	FY 2024 MTD Amount	FY 2025 MTD Amount	FY 2026 MTD Amount	FY 2026 Annual Budget	FY 2026 % MTD Budget
SALARIES AND BENEFITS					
100 Salaries	\$1,526,328	\$1,558,702	\$1,607,241	\$18,802,001	8.55%
200 Benefits	\$487,460	\$503,967	\$507,815	\$6,350,000	8.00%
TOTAL SALARIES AND BENEFITS	\$2,013,788	\$2,062,669	\$2,115,056	\$25,152,001	8.41%
PURCHASED SERVICES					
400 Purchased Services	\$287,713	\$263,727	\$328,651	\$4,463,632	7.36%
500 Supplies and Materials	\$30,344	\$23,051	\$18,912	\$946,781	2.00%
600 Capital Outlay	\$260	\$0	\$70	\$250,000	0.03%
800 Other Objects	\$3,938	\$7,765	\$13,936	\$1,210,650	1.15%
900 Other Financing Uses (Including Advances and Transfers)	\$0	\$0	\$0	\$0	0.00%
TOTAL ALL OTHER	\$322,255	\$294,543	\$361,569	\$6,871,063	5.26%
TOTAL EXPENSES	\$2,336,043	\$2,357,212	\$2,476,625	\$32,023,064	7.73%

Expense Insights:

Summary basis: Five Year Forecast expenses totaled \$2,476,625 in February 2026, which is \$119,413 or 5.1% more than the amount spent last year for this month. The year over year difference is driven by an increase in Purchased Services of \$64,925, an increase in Salary and Benefits of \$52,387, and an increase in Other Expenses of \$2,101.