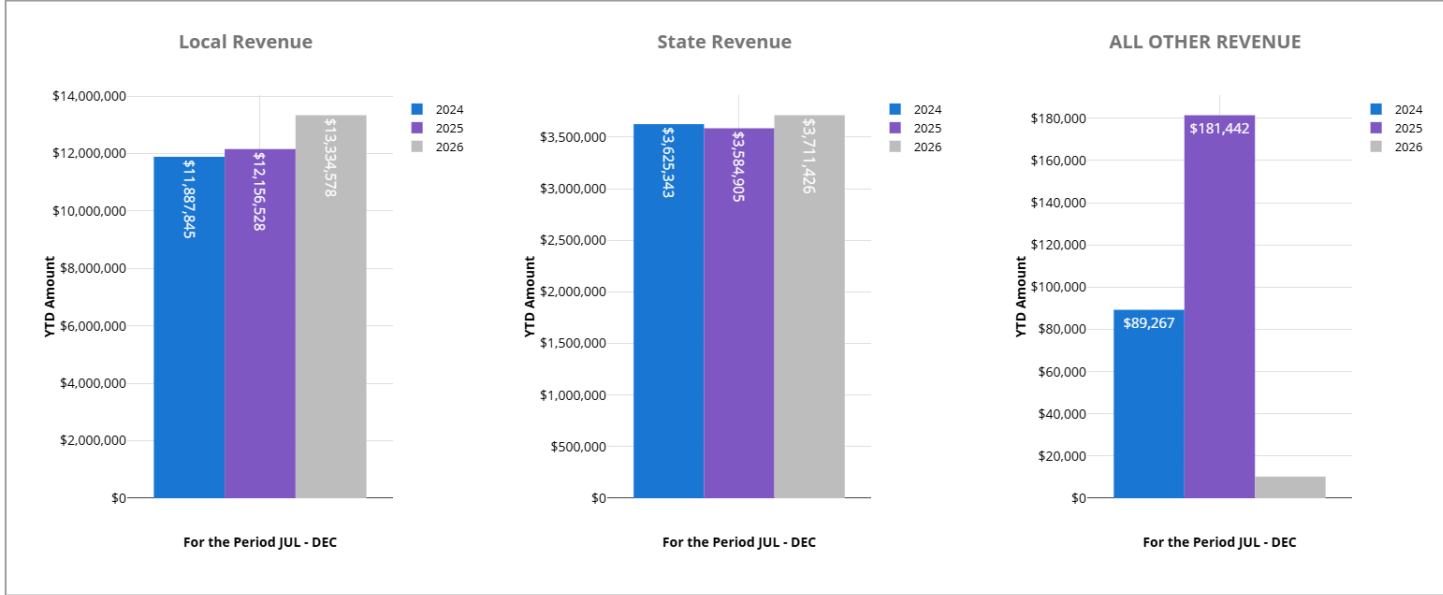


Wyoming City SD  
Year to Date General Fund Revenue Overview  
December 2025

<p>Local Revenue</p> <p><b>\$13,334,578</b></p> <p>57.15% of Budget</p>	<p>State Revenue</p> <p><b>\$3,711,426</b></p> <p>51.43% of Budget</p>	<p>All Other Revenue</p> <p><b>\$10,254</b></p> <p>205.09% of Budget</p>
---	--	--



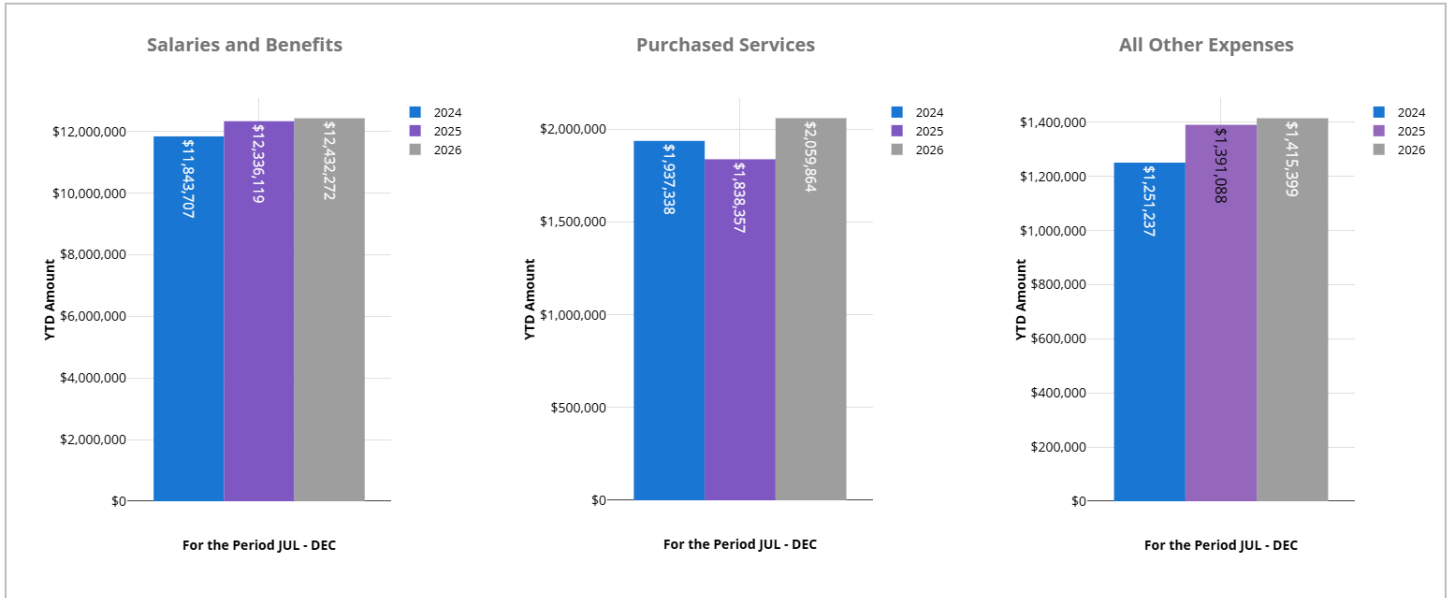
	FY 2024 YTD Amount	FY 2025 YTD Amount	FY 2026 YTD Amount	FY 2026 Annual Budget	FY 2026 % YTD Budget
<b>LOCAL REVENUE</b>					
1100 Local Taxes	\$11,347,977	\$11,556,440	\$12,723,309	\$22,318,376	57.01%
1200 Tuition	\$208,605	\$178,443	\$197,541	\$464,872	42.49%
1400 Earnings on Investments	\$145,668	\$204,578	\$191,542	\$265,035	72.27%
1800 Miscellaneous Revenue	\$13,338	\$16,378	\$8,377	\$23,721	35.32%
ALL OTHER LOCAL REVENUE	\$172,257	\$200,689	\$213,808	\$261,934	81.63%
<b>TOTAL LOCAL REVENUE</b>	<b>\$11,887,845</b>	<b>\$12,156,528</b>	<b>\$13,334,578</b>	<b>\$23,333,939</b>	<b>57.15%</b>
<b>STATE REVENUE</b>					
3110 School Foundation	\$2,747,409	\$2,699,892	\$2,833,747	\$5,570,086	50.87%
3130 Property Tax Allocation	\$632,768	\$631,962	\$650,855	\$1,282,163	50.76%
3200 Restricted State Aid	\$180,914	\$189,475	\$162,402	\$255,261	63.62%
ALL OTHER STATE REVENUE	\$64,252	\$63,576	\$64,422	\$109,421	58.88%
<b>TOTAL STATE REVENUE</b>	<b>\$3,625,343</b>	<b>\$3,584,905</b>	<b>\$3,711,426</b>	<b>\$7,216,931</b>	<b>51.43%</b>
<b>TOTAL ALL OTHER REVENUE (INCLUDING ADVANCES AND TRANSFERS)</b>	<b>\$89,267</b>	<b>\$181,442</b>	<b>\$10,254</b>	<b>\$5,000</b>	<b>205.09%</b>
<b>TOTAL REVENUE</b>	<b>\$15,602,455</b>	<b>\$15,922,875</b>	<b>\$17,056,258</b>	<b>\$30,555,870</b>	<b>55.82%</b>

**Revenue Insight:**

Summary basis: Five Year Forecast YTD revenues totaled \$17,056,259 through December 2025, which is \$1,133,384 or 6.6% more than the amount received last year for this period. The YTD difference is driven by an increase in Local Tax Revenue of \$1,166,869, a decrease in All Other Revenue (Including Advances And Transfers) of -\$171,188, and an increase in School Foundation of \$133,855.

Wyoming City SD  
Year to Date Expense Overview  
December 2025

<p>Salaries and Benefits</p> <p><b>\$12,432,272</b></p> <p>49.43% of Budget</p>	<p>Purchased Services</p> <p><b>\$2,059,864</b></p> <p>46.15% of Budget</p>	<p>All Other Expenses</p> <p><b>\$1,415,399</b></p> <p>58.79% of Budget</p>
---	---	---



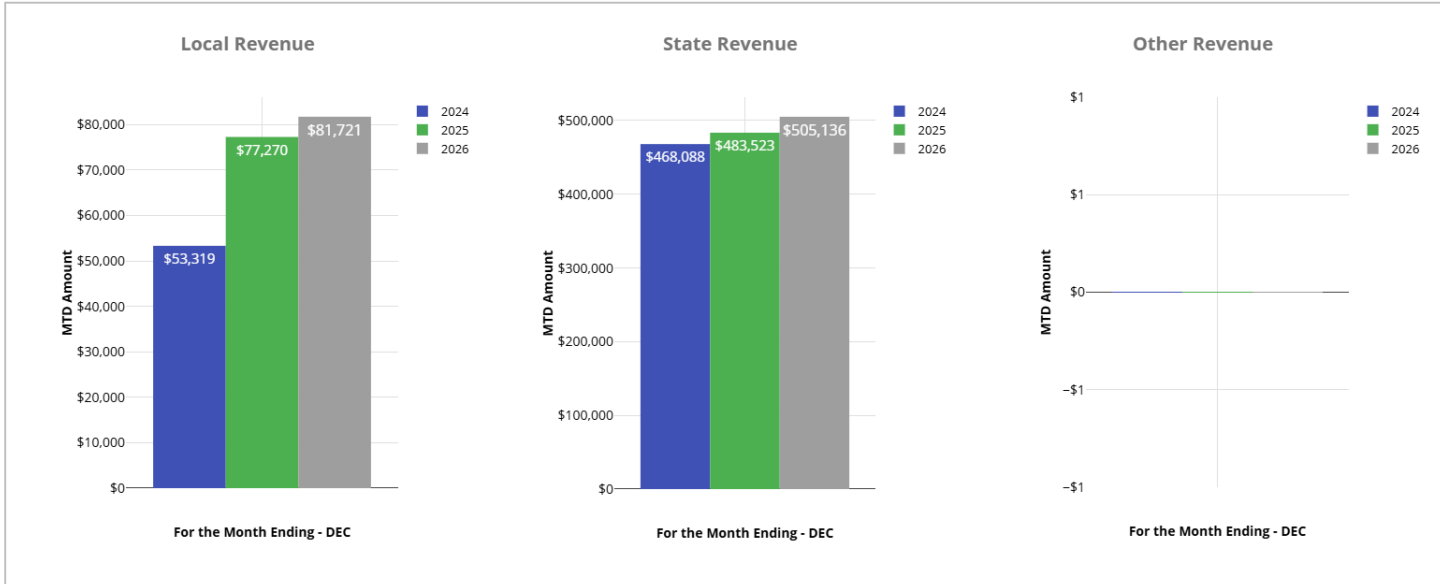
	FY 2024 YTD Amount	FY 2025 YTD Amount	FY 2026 YTD Amount	FY 2026 Annual Budget	FY 2026 % YTD Budget
<b>SALARIES AND BENEFITS</b>					
100 Salaries	\$8,920,120	\$9,230,541	\$9,360,946	\$18,802,000	49.79%
200 Benefits	\$2,923,587	\$3,105,578	\$3,071,327	\$6,350,000	48.37%
<b>TOTAL SALARIES AND BENEFITS</b>	<b>\$11,843,707</b>	<b>\$12,336,119</b>	<b>\$12,432,273</b>	<b>\$25,152,000</b>	<b>49.43%</b>
<b>PURCHASED SERVICES</b>					
400 Purchased Services	\$1,937,338	\$1,838,357	\$2,059,864	\$4,463,632	46.15%
500 Supplies	\$492,408	\$624,486	\$525,086	\$946,781	55.46%
600 Capital Outlay	\$139,073	\$162,735	\$240,748	\$250,000	96.30%
800 Other Objects	\$619,755	\$603,868	\$649,566	\$1,210,650	53.65%
900 Other Financing Uses (Including Transfers and Advances)	\$0	\$0	\$0	\$0	0.00%
<b>TOTAL ALL OTHER</b>	<b>\$3,188,574</b>	<b>\$3,229,446</b>	<b>\$3,475,264</b>	<b>\$6,871,063</b>	<b>50.58%</b>
<b>TOTAL EXPENSES</b>	<b>\$15,032,281</b>	<b>\$15,565,565</b>	<b>\$15,907,537</b>	<b>\$32,023,063</b>	<b>49.68%</b>

**Expense Insights:**

Summary basis: Five Year Forecast YTD expenses totaled \$15,907,535 through December 2025, which is \$341,971 or 2.1% more than the amount spent last year for this period. The YTD difference is driven by an increase in Purchased Services of \$221,506, an increase in Salary and Benefits of \$96,153, and an increase in Other Expenses of \$24,311.

Wyoming City SD  
 Month to Date Revenue Overview  
 December 2025

Local Revenue <b>\$81,721</b> 0.35% of Budget	State Revenue <b>\$505,136</b> 7.00% of Budget	All Other Revenue <b>\$0</b> \$0 of Budget
---	--	--



	FY 2024 MTD Amount	FY 2025 MTD Amount	FY 2026 MTD Amount	FY 2026 Annual Budget	FY 2026 % MTD Budget
<b>LOCAL REVENUE</b>					
1100 Taxes	\$0	\$0	\$0	\$22,318,376	0.00%
1200 Tuition	\$19,488	\$19,856	\$38,047	\$464,872	8.18%
1400 Earnings on Investments	\$23,732	\$48,006	\$31,805	\$265,035	12.00%
1800 Miscellaneous Revenue	\$1,930	\$1,092	\$1,155	\$23,721	4.87%
ALL OTHER LOCAL REVENUE	\$8,168	\$8,316	\$10,715	\$261,934	4.09%
<b>TOTAL LOCAL REVENUE</b>	<b>\$53,319</b>	<b>\$77,270</b>	<b>\$81,721</b>	<b>\$23,333,939</b>	<b>0.35%</b>
<b>STATE REVENUE</b>					
3110 School Foundation	\$437,872	\$456,982	\$472,697	\$5,570,086	8.49%
3130 Property Tax Allocation	\$0	\$0	\$0	\$1,282,163	0.00%
3200 Restricted State Aid	\$30,216	\$26,541	\$32,439	\$255,261	12.71%
ALL OTHER STATE REVENUE	\$0	\$0	\$0	\$109,421	0.00%
<b>TOTAL STATE REVENUE</b>	<b>\$468,088</b>	<b>\$483,523</b>	<b>\$505,136</b>	<b>\$7,216,931</b>	<b>7.00%</b>
<b>TOTAL ALL OTHER REVENUE (INCLUDING ADVANCES AND TRANSFERS)</b>	<b>\$0</b>	<b>\$0</b>	<b>\$0</b>	<b>\$5,000</b>	<b>0.00%</b>
<b>TOTAL REVENUE</b>	<b>\$521,407</b>	<b>\$560,793</b>	<b>\$586,857</b>	<b>\$30,555,870</b>	<b>1.92%</b>

**Revenue Insight:**

Summary basis: Five Year Forecast revenues totaled \$586,858 in December 2025, which is \$26,065 or 4.6% more than the amount received last year for this month. The year over year difference is driven by an increase in Tuition of \$18,191, a decrease in Earnings on Investments of -\$16,201, and an increase in School Foundation of \$15,715.



Wyoming City SD  
Month to Date Expense Overview  
December 2025

Salaries and Benefits

**\$2,171,989**

8.64% of Budget

Purchased Services

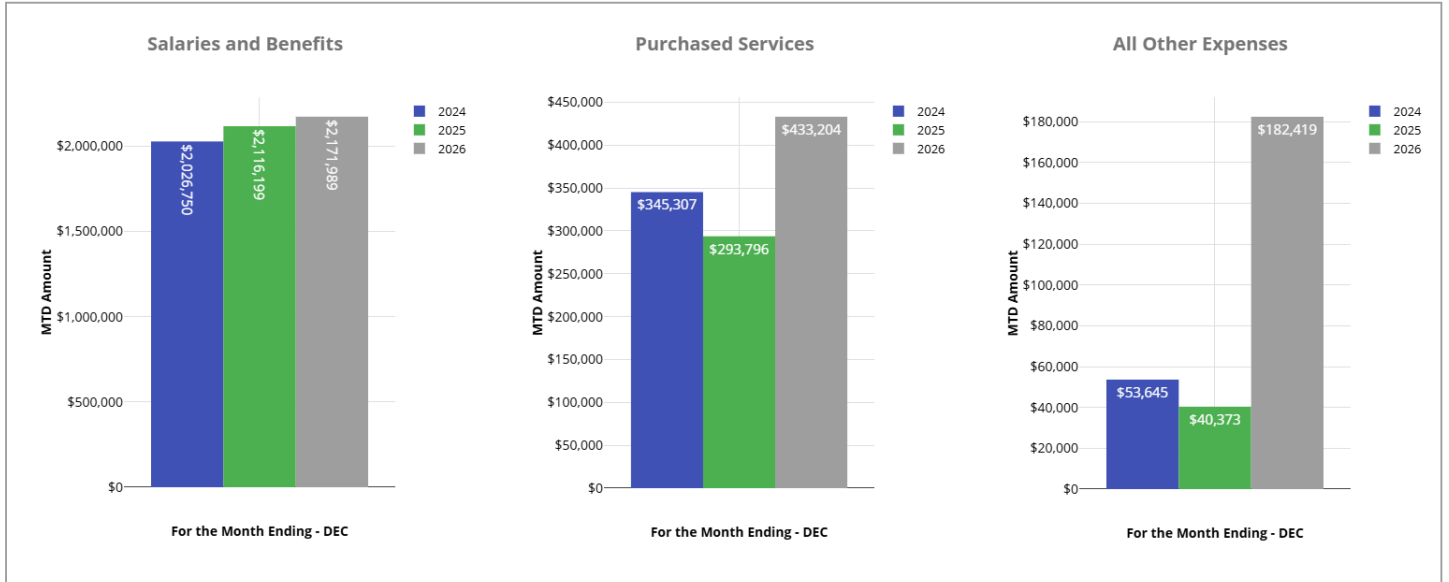
**\$433,204**

9.71% of Budget

All Other Expenses

**\$182,419**

7.58% of Budget



	FY 2024 MTD Amount	FY 2025 MTD Amount	FY 2026 MTD Amount	FY 2026 Annual Budget	FY 2026 % MTD Budget
<b>SALARIES AND BENEFITS</b>					
100 Salaries	\$1,511,392	\$1,575,951	\$1,612,380	\$18,802,000	8.58%
200 Benefits	\$515,358	\$540,249	\$559,608	\$6,350,000	8.81%
<b>TOTAL SALARIES AND BENEFITS</b>	<b>\$2,026,750</b>	<b>\$2,116,200</b>	<b>\$2,171,988</b>	<b>\$25,152,000</b>	<b>8.64%</b>
<b>PURCHASED SERVICES</b>					
400 Purchased Services	\$345,307	\$293,796	\$433,204	\$4,463,632	9.71%
500 Supplies and Materials	\$28,239	\$30,599	\$22,644	\$946,781	2.39%
600 Capital Outlay	\$0	\$745	\$80,036	\$250,000	32.01%
800 Other Objects	\$25,406	\$9,029	\$79,739	\$1,210,650	6.59%
900 Other Financing Uses (Including Advances and Transfers)	\$0	\$0	\$0	\$0	0.00%
<b>TOTAL ALL OTHER</b>	<b>\$398,952</b>	<b>\$334,169</b>	<b>\$615,623</b>	<b>\$6,871,063</b>	<b>8.96%</b>
<b>TOTAL EXPENSES</b>	<b>\$2,425,702</b>	<b>\$2,450,369</b>	<b>\$2,787,611</b>	<b>\$32,023,063</b>	<b>8.71%</b>

**Expense Insights:**

Summary basis: Five Year Forecast expenses totaled \$2,787,611 in December 2025, which is \$337,242 or 13.8% more than the amount spent last year for this month. The year over year difference is driven by an increase in Other Expenses of \$142,045, an increase in Purchased Services of \$139,408, and an increase in Salary and Benefits of \$55,789.