

Dear Kindergarten Families,

We are so excited to offer an optional **Kindergarten Summer Extension** opportunity to help your child stay engaged, confident, and prepared for first grade!

To support your child's continued learning over the summer, we've put together a packet filled with meaningful and fun resources. Inside, you'll find:

- **The 75 Kindergarten Sight Words** paired with engaging activities to build reading fluency
- **Phonics Activities** to strengthen letter-sound recognition, blending, and decoding skills
- **Reading Comprehension Strategies and Worksheets** designed to support understanding and critical thinking
- **Math Practice Pages** that reinforce key kindergarten concepts like number sense, addition, subtraction, and problem-solving

These materials were thoughtfully created to **maintain and enhance your child's ELA and math skills** in a way that feels manageable and developmentally appropriate. We encourage you to explore them at your own pace throughout the summer. Again, this activity is completely optional. If your child does complete any of the activities, please send the completed work back in on the first day of school.

Thank you for partnering with us in your child's learning journey. We hope you find these activities helpful and enjoyable!

Happy Learning,

The Kindergarten Team

Dear Kindergarten Families,

We are so excited to offer a **Kindergarten Summer Extension** opportunity to help your child stay engaged, confident, and prepared for first grade!

To support your child's continued learning over the summer, we've put together a packet filled with meaningful and fun resources. Inside, you'll find:

- **The 75 Kindergarten Sight Words** paired with engaging activities to build reading fluency
- **Phonics Activities** to strengthen letter-sound recognition, blending, and decoding skills
- **Reading Comprehension Strategies and Worksheets** designed to support understanding and critical thinking
- **Math Practice Pages** that reinforce key kindergarten concepts like number sense, addition, subtraction, and problem-solving

These materials were thoughtfully created to **maintain and enhance your child's ELA and math skills** in a way that feels manageable and developmentally appropriate. We encourage you to explore them at your own pace throughout the summer.

Thank you for partnering with us in your child's learning journey. We hope you find these activities helpful and enjoyable!

Happy Learning,

The Kindergarten Team

List of 75 Kindergarten Sight Words

no is can me you and
he at a so on in up
am we like see I go it
do an the my to all
are as ball be boy by
come day did eat for
get girl got had has
her him his how if
jump look man mom
not now of or out play
put ran read run sat
saw say she sit then
they this too us was
went will yes

Sight Word Fun!

Rainbow write the words

Build the letters with Play Dough

Write the words with chalk

Paint the words

Jump while saying each letter

Bounce a ball while spelling the words

Write the words in shaving cream

ABC
Build the words with letter magnets or post its

Clap or snap the letters of the words



THE A-Z BOOK CHAT

Directions: Turn story time into an adventure by using this alphabet guide to chat about your student's summer reads.

N What **NEW** idea did you gain from the story?

O Can you retell the story in **ORDER**?

P What was a **PROBLEM** the character faced in the story?

Q What **QUESTION** would you ask the author?

R Would you **RECOMMEND** this book to a friend? Why or why not?

S Was there anything that **SURPRISED** you in the story?

T What would be another good **TITLE** for the story?

U Did the book **URGE** you to do anything different in your own life?

V How might the story be different if told from a different character's point of **VIEW**?

W Why do you think the author **WROTE** this story?

X If there was an **EXTRA** chapter, what would it be about?


Y If **YOU** were in the story, what kind of character would you be?

Z **ZOOM** in on one detail you really liked and tell why you liked it.

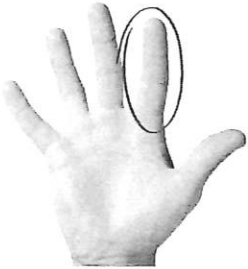
Grades: PK-2

Retelling Hand


Use this quick method to see what your student is comprehending from their reading!




1. Thumb: Who are the main characters?
(Character)



2. First Finger: Where and when does the story take place?
(Setting)



3. Middle Finger: What is the problem/challenge in the story?
(Conflict)



4. Ring Finger: What is one major/important event that happens at the beginning, in the middle, and at the end of the story?
(Key events)



5. Pinky: What is the solution to the problem or challenge?
(Resolution)


THE A-Z BOOK CHAT

Directions: Turn story time into an adventure by using this alphabet guide to chat about your students's summer reads.

- A** What is the most **AMAZING** thing that has happened in the story?
- B** How did the story **BEGIN**?
- C** Who is your favorite **CHARACTER** and why?
- D** **DESCRIBE** the setting of the story.
- E** How would you change the **ENDING** of this story?
- F** How did the chapter or story make you **FEEL**?
- G** What was the main character's **GOAL**?
- H** What **HAPPENED** in the middle of the story?
- I** **IMAGINE** you were the main character. What would you do differently?
- J** **JUDGE** the book by its cover. What do you think the book will be about?
- K** Was there an act of **KINDNESS** in the story?
- L** If you could visit any **LOCATION** in the story what would it be and why?
- M** Who is the **MAIN** character?

JUNE

STORY MAP



Characters:

Setting:

Beginning

Middle

End

SUMMER

Mini Book



I like to swing.



I like to jump in the
sprinkler.



I like to go swimming.




I like to eat ice cream.




I like summer!

SHARKS


Mini Book



Great White Shark




Sharks live in the
ocean.



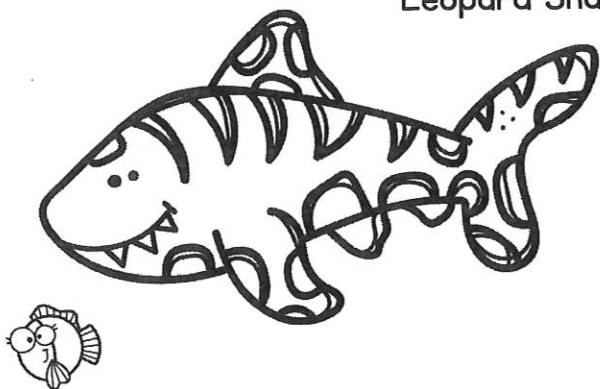
Sharks have fins.

Hammerhead Shark



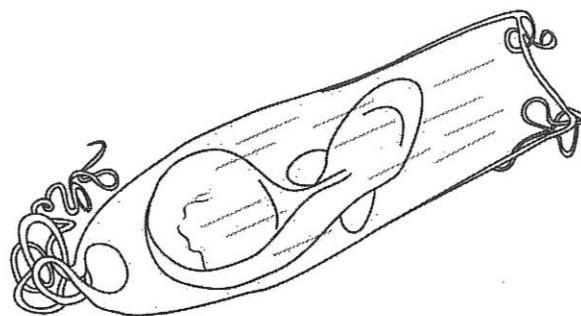
Sharks have many
rows of teeth.

Leopard Shark



Sharks hunt for prey.

Mermaid's Purse




Sharks lay eggs.

SUMMER

SENTENCE MATCH

Read the sentences. Cut out the pictures and match them to the sentences.



1

2

I have
watermelon.


I have ice
cream.

3

4

I have
lemonade.


I have a
popsicle.



SHARKS!

SENTENCE MATCH

Read the sentences. Cut out the pictures and match them to the sentences.



1

2

This shark
can read.




This shark
can write.

3

4

This shark has
sunglasses.

This shark has
a ball.



BEACH DAY

SENTENCE MATCH
Read the sentences. Cut out the pictures and match them to the sentences.



1

2

The penguin
can swim.


The penguin
can build.

3

4


The penguin
can surf.

The penguin
can drive.



SUMMER COMPREHENSION

Read the story. Then answer the questions.



Summer is the best season.

It is hot!

I can go swimming at the pool.

I like to play outside.

I can play with my friends.

What is the best season?

Where can I go swimming?


Who can I play with?

Draw something you like to do in the summer:

SAMMY SHARK

Reading Passage

Read the story. Then answer the questions.



Sammy Shark likes to read.
He likes to read about fish.
He likes to read about sharks.
He likes to read about the ocean.
He read three books today!

What does Sammy Shark like to do?





What does Sammy like to read about?

--	--	--

How many books did Sammy read today?

Draw what you like to read about:

SUMMER LABELING



sun

sprinkler

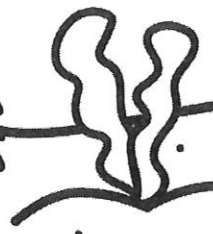

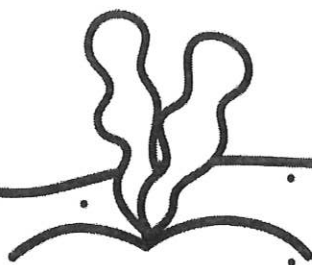

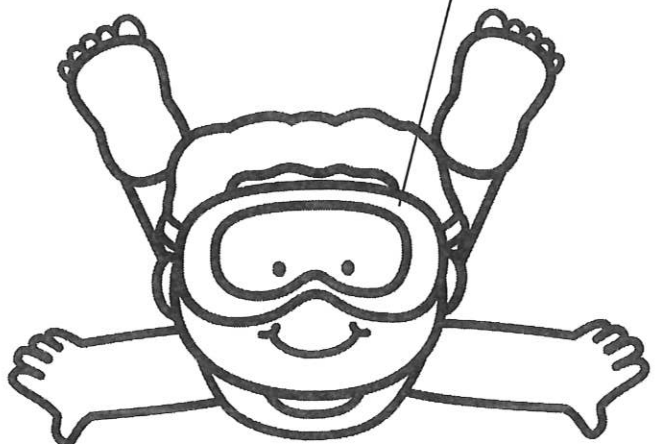

ball

popsicle

bubbles

sandals

BEACH LABELING



float

sun

fish

goggles

shell










crab



SUMMER

CVC MATCH UP

Cut out each word
and match it to the
picture on the bucket.














rub mix bag pen dog run



SUMMER

BLENDS MATCH

Cut out each beginning blend and match it to the picture on the bucket.



dr

st

fl

cl









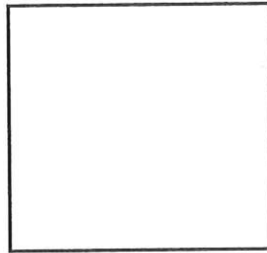


fr

cl



SWEET DIGRAPHS

Cut out the digraphs and
match them to the pictures
on the ice cream scoops.



sh

th

ch

ch

th







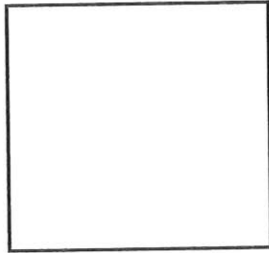


sh



SWEET

ar/or

Cut out the r-controlled vowels and match them to the pictures.



ar

or

or

ar



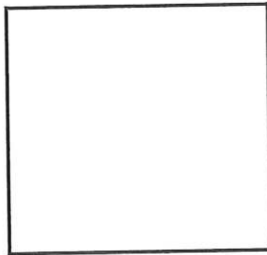





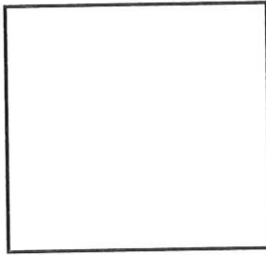



ar

or



SWEET BLENDS

Cut out the beginning blends
and match them to the
pictures.



dr sw

fl

sp

sn

fr

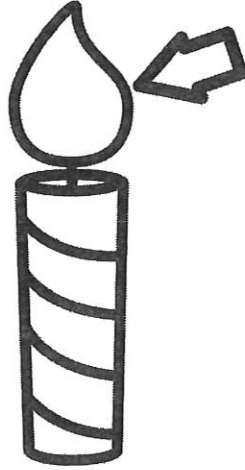


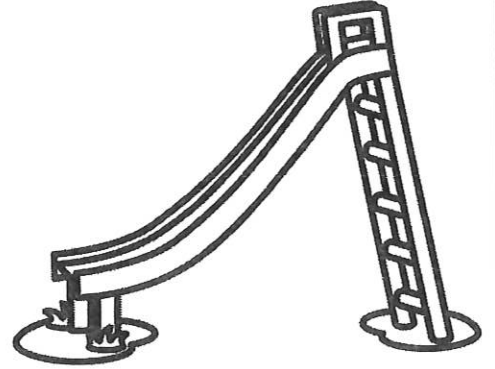
SUMMER


BLENDS LABELING


Write the words under each picture. You can use the word bank to help you.













WORD
BANK:

slide

globe

prize

drive

grapes



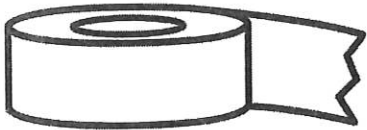


flame



SUMMER

CVCE LABELING

Write the words under each picture. You can use the word bank to help you.



WORD
BANK:

rob
robe

tape
tap

cube
cub




SUMMER

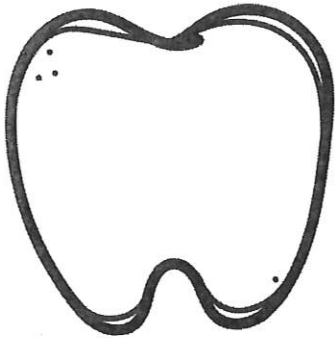
OO LABELING

Write the words under each picture. You can use the word bank to help you.

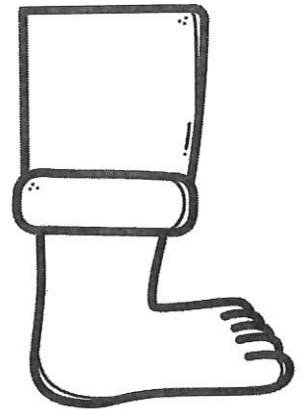













WORD
BANK:

book
moon

hoop
tooth

foot
boot




SUMMER


SENTENCE MATCH

Match the pictures to the sentences.


Here are my sunglasses.




Here is my float.




Here is my bucket.




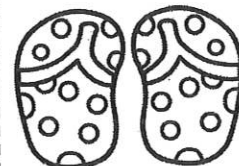
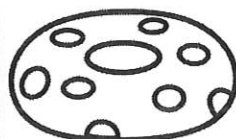

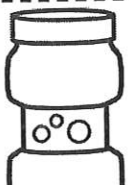

Here are my flip flops.




Here is my lemonade.



Here are my bubbles.






SUMMER


SENTENCE MATCH

Match the pictures to the sentences.


I can go swimming.




I can swing.




I can catch bugs.




I can build a sandcastle.




I can find shells.



I can jump.





This SUMMER

Write about what you
will do or what you want
to do this summer.

A large, empty rectangular box for writing.

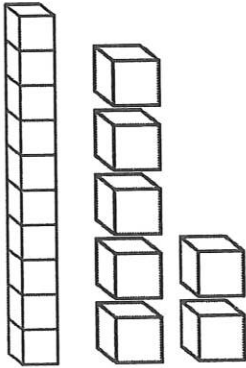
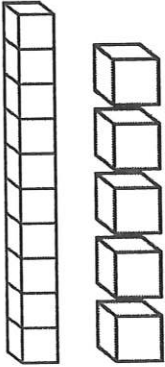
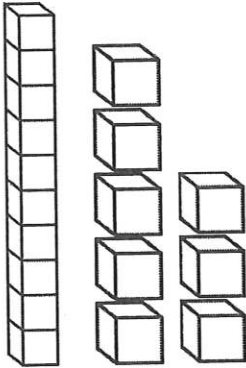
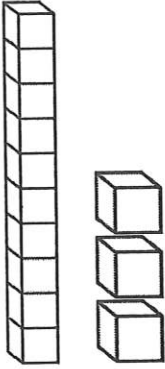
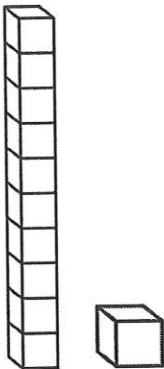
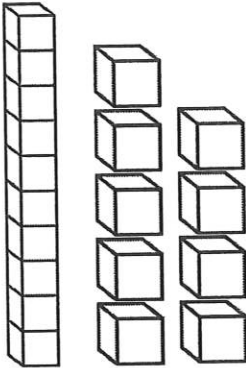
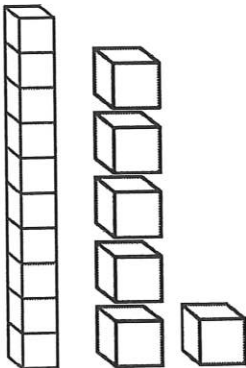
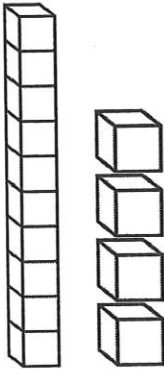
Four horizontal lines for writing.



SUMMER

Place Value

Cut out the numbers and match them to the base ten blocks.

13

11

19


16

14

17

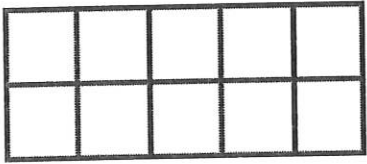
15

18

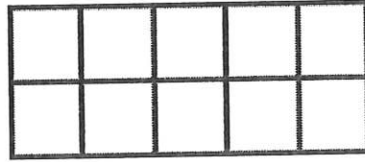


MISSION ADDITION

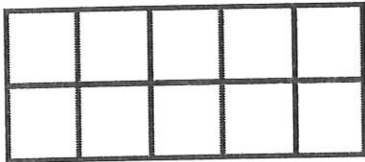
Fill in the ten frames
to help you solve the
addition problems.



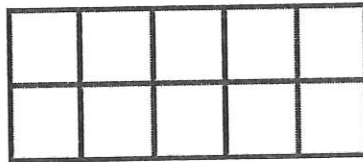
$7+2=$



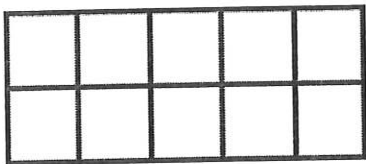
$5+1=$



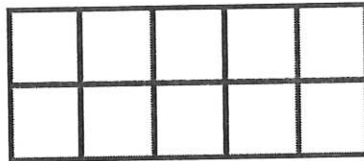
$3+2=$




$8+2=$




$4+5=$



$3+1=$



$2+4=$



$4+3=$

5

10

6

7

9

6



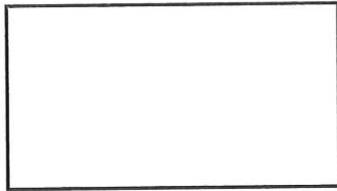
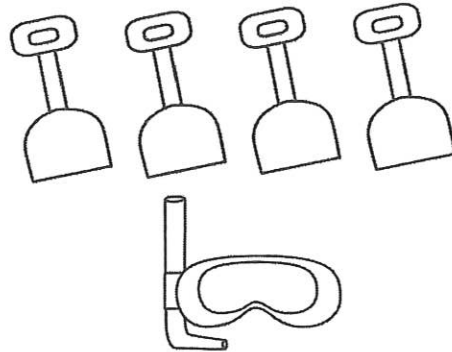

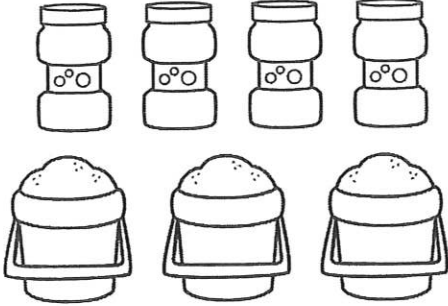

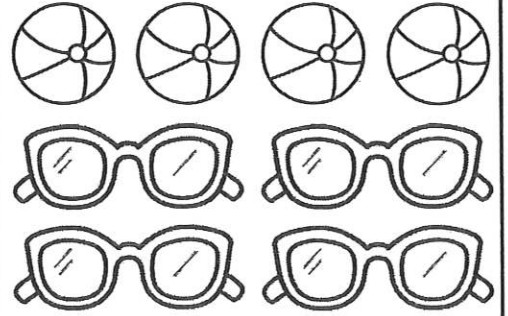




9

4



SUMMER ADDITION

Cut out the addition problems and match them to the pictures in the boxes.



$$3+1=4$$


$$4+3=7$$

$$4+0=4$$

$$4+1=5$$


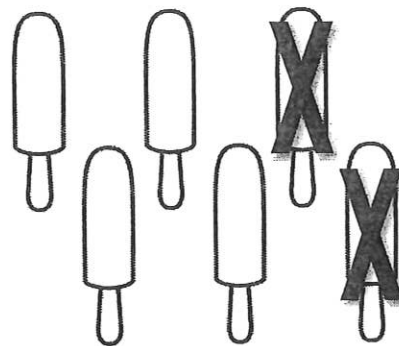



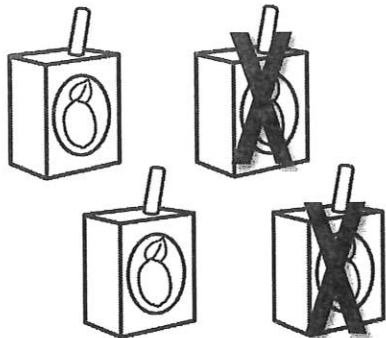

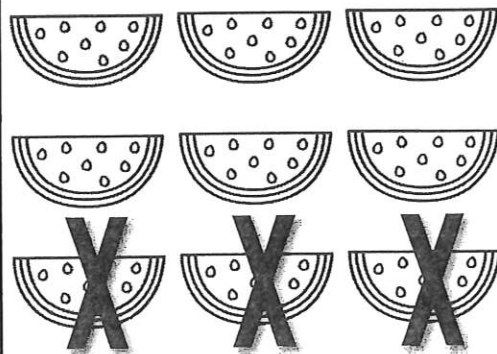

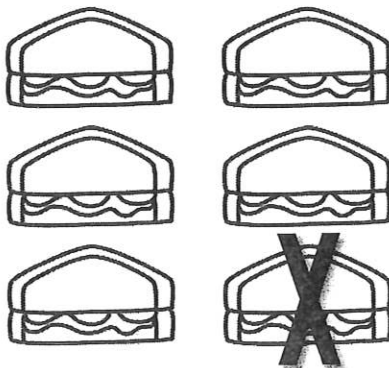

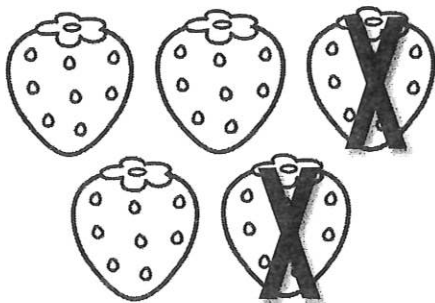
$$4+4=8$$

$$3+5=8$$



PICNIC SUBTRACTION

Cut out the subtraction problems and match them to the pictures in the boxes.



$$6-2=4$$

$$9-3=6$$

$$4-2=2$$

$$7-2=5$$

$$5-2=3$$

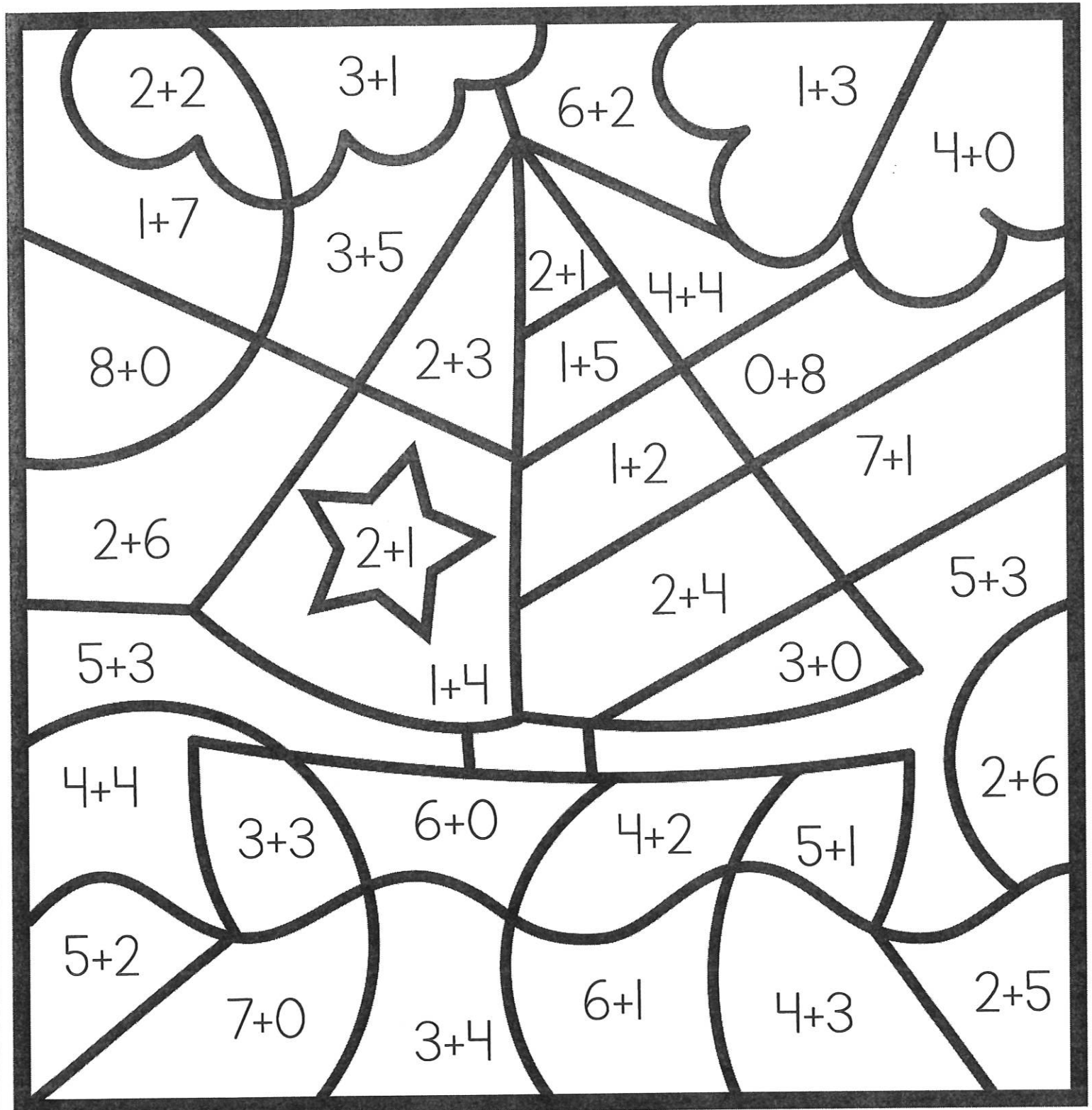
$$6-1=5$$


JUNE

COLOR BY CODE

Color according to the code.

yellow	blue	pink	purple	white	green
8	7	6	5	4	3





COUNT it out

Cut out the numbers
and match them to
the ten frames.

13

12

20

18

17


11

16

19

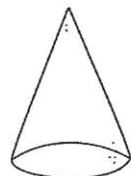
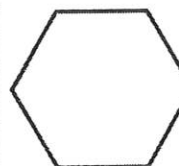

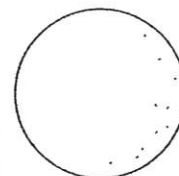


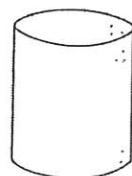

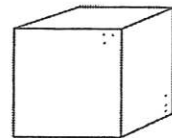





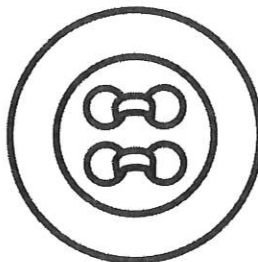

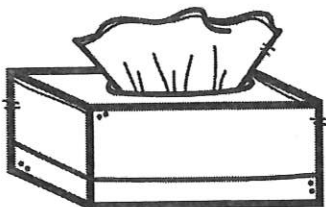





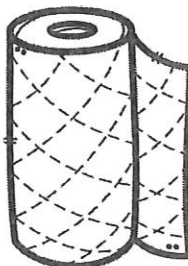

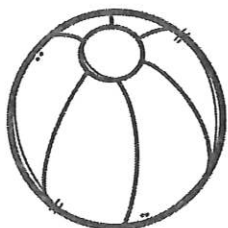

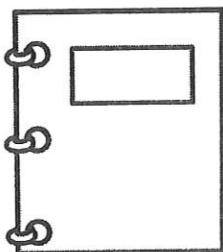


14


15



SHAPE MATCH UP

Cut out the shapes and match them to the pictures.





SUMMER SUBTRACT

Solve the subtraction problems. You can use the counters to help.

$8-5=$

$4-3=$

$5-2=$

$6-3=$

$7-3=$

$9-4=$

$6-4=$





$7-6=$

$5-3=$

$4-2=$


$3-1=$






$8-2=$



Picnic Graphing

Color and count each picture. Then, graph them below.



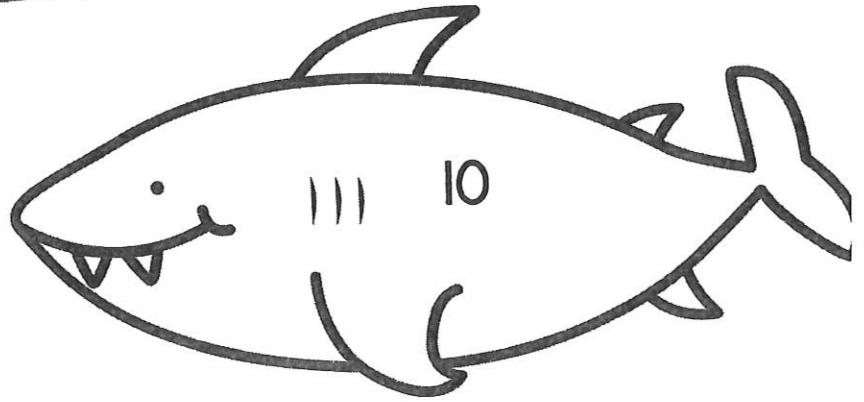
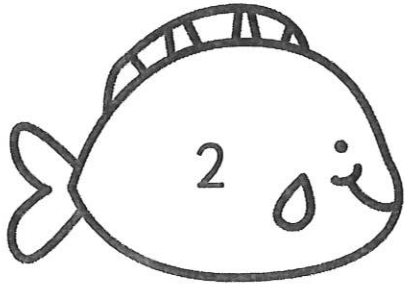
ROLL & COLOR

Roll 2 dice and add them together. Color the number in the picture below.


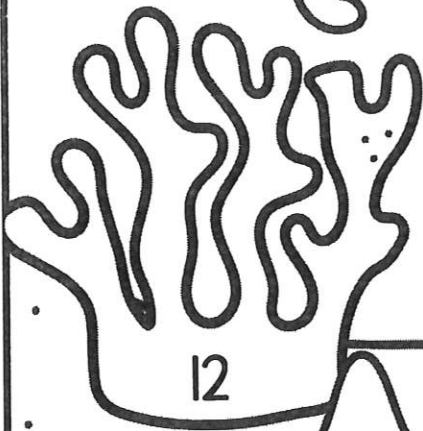





ROLL & COLOR


Roll 2 dice and add them together. Color the number in the picture below.



12



11







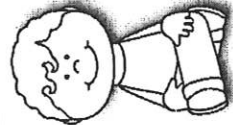

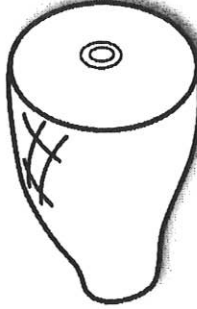
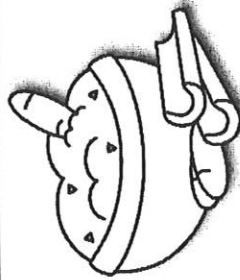



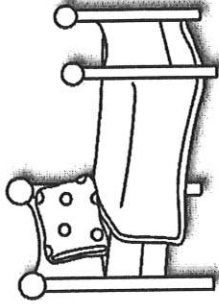
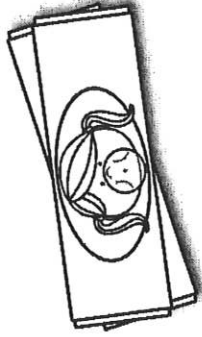
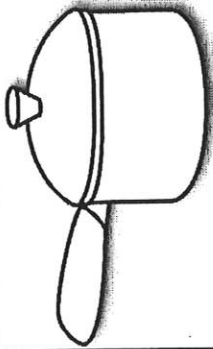

A Tisket, A Tasket

CVC words in my

Basket

Name: _____

1. Write the short vowel words in the boxes.



CAMPING Long o

Name: _____

Use one of these words in sentence.

o_e



od



_oe



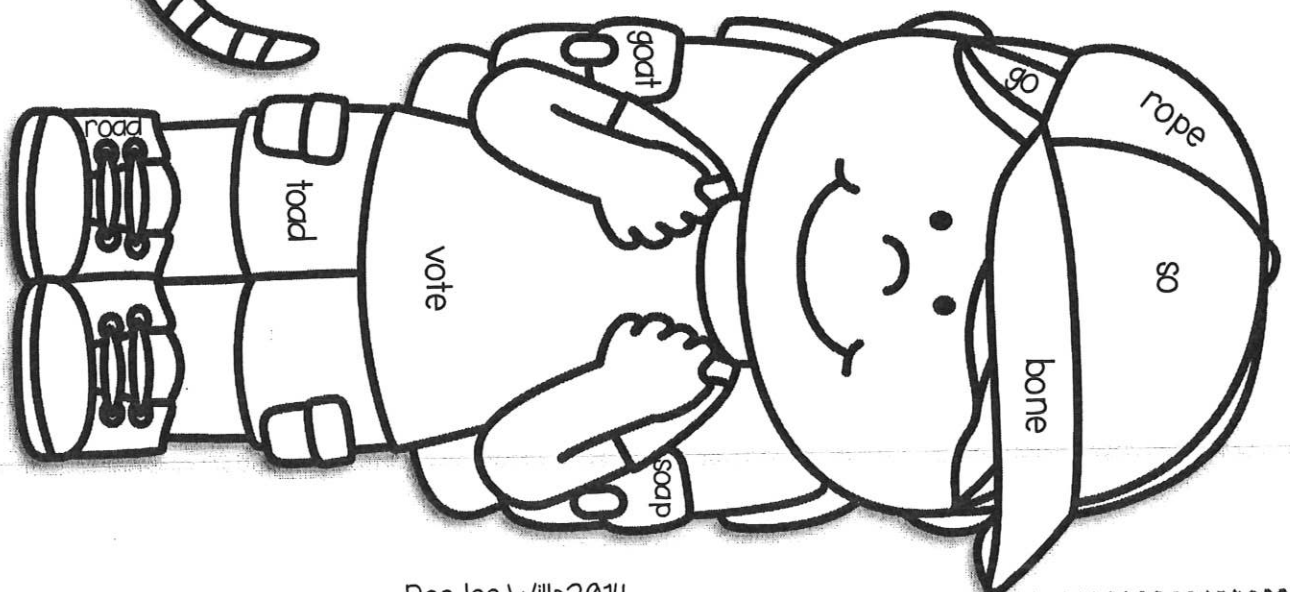

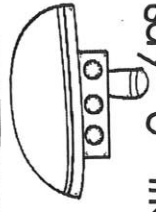
_ow



_o



All of these vowel teams say "o" like in

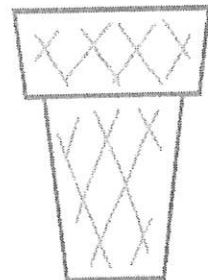

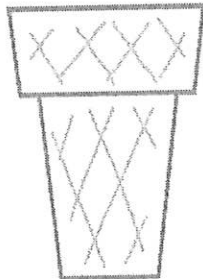
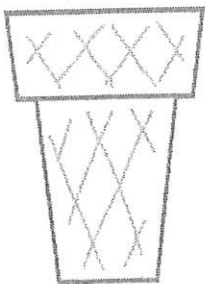
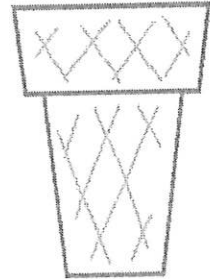

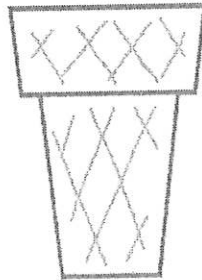
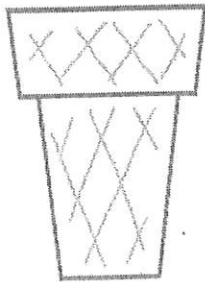



Scooping Up Rhymes

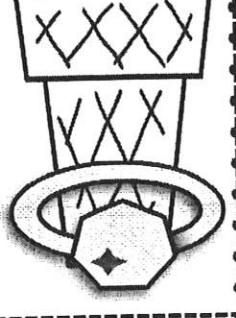


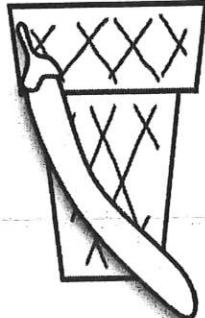
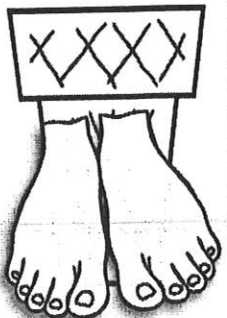



Match pictures that rhyme.

Name: _____



queen/bean, wheat/feet, square/bear, sing/ring, plant/ant, balloon/moon



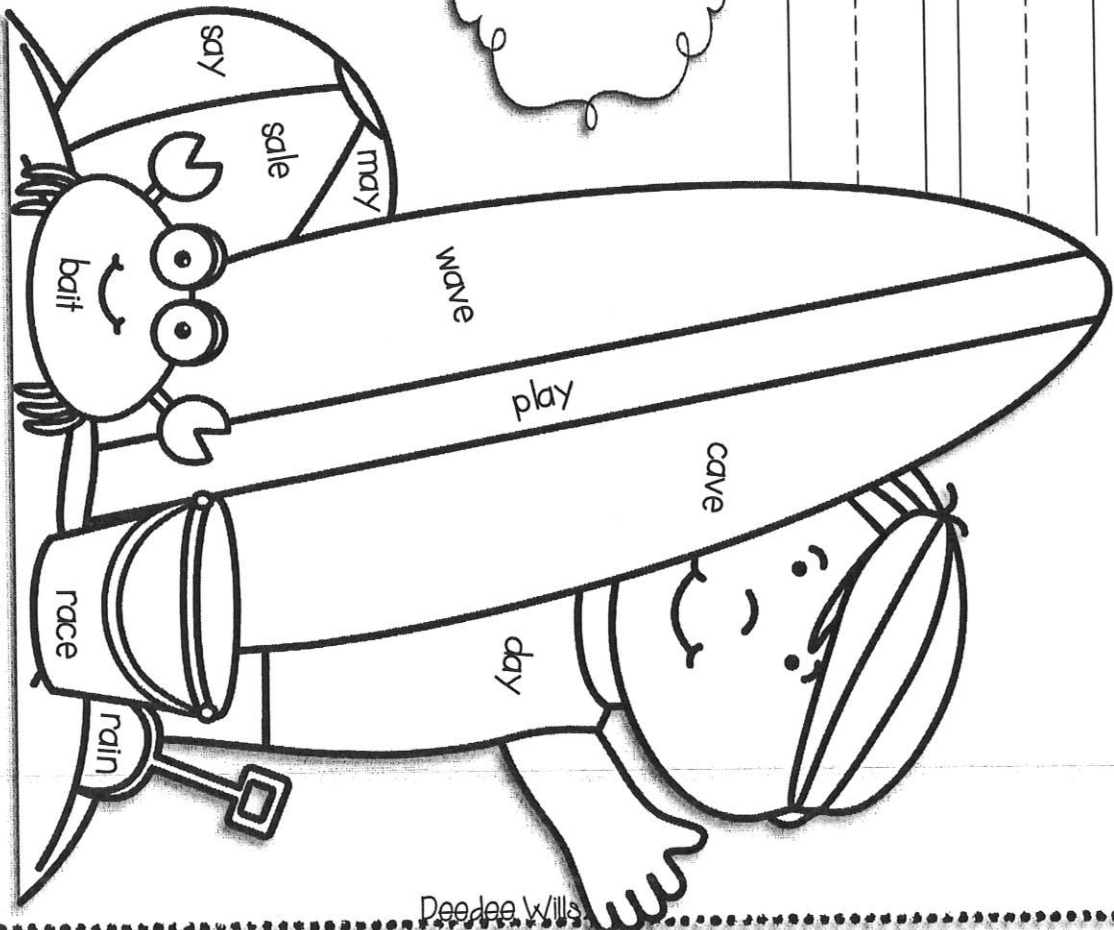
Name: _____

Use one of these words in sentence.

Catch a wave

Long a

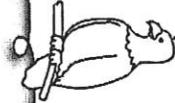
All of these vowel teams say "a" like in 



Graduated!


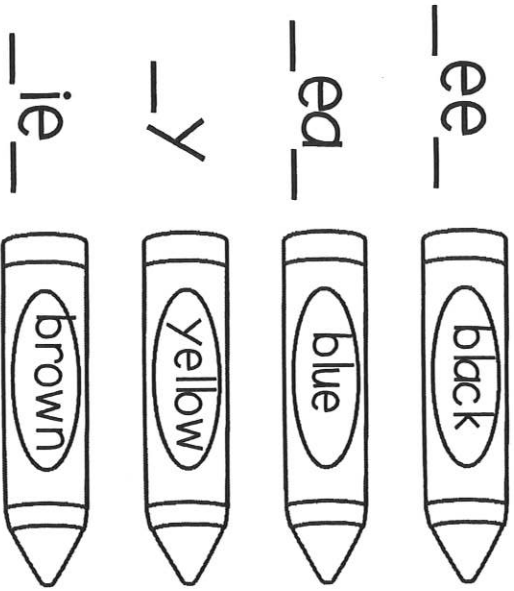
Long e

All of these vowel teams say "e" like in



Name: _____

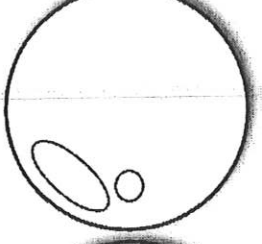
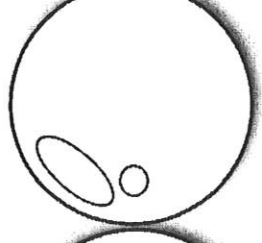

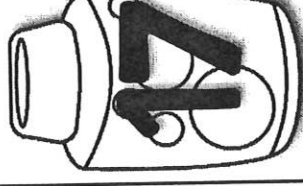
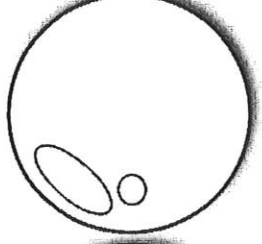
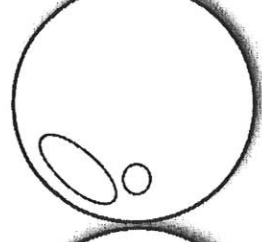
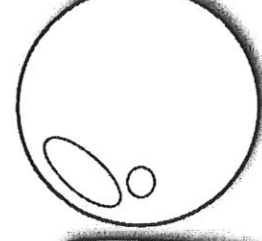
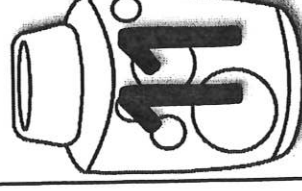
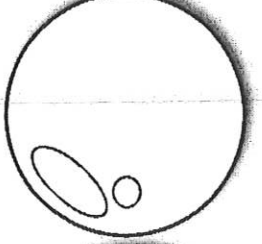
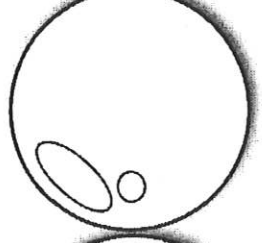
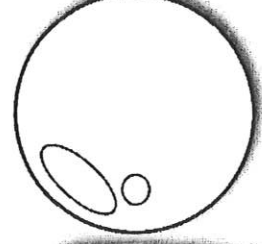
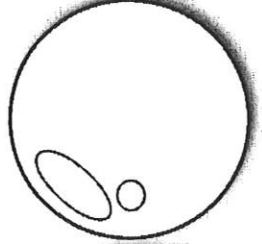
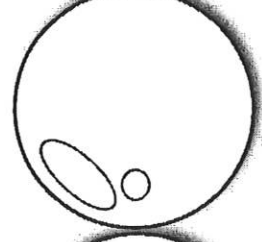
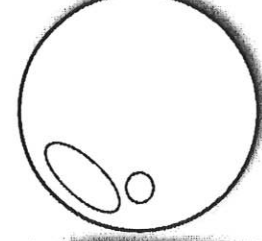
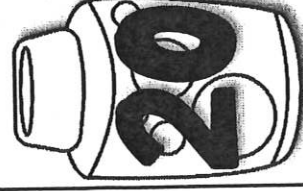

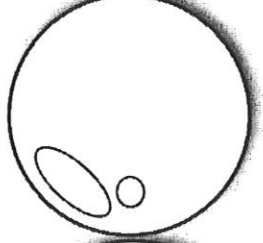
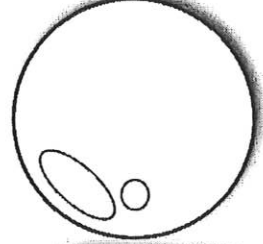
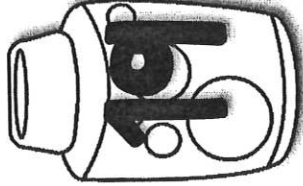
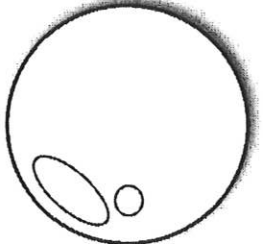
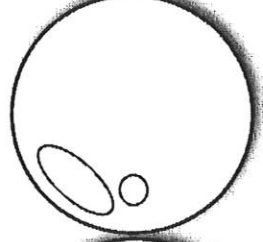
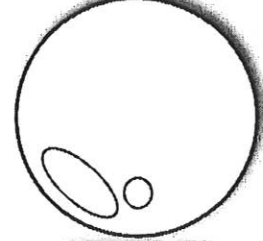
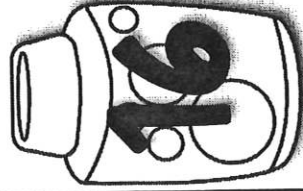

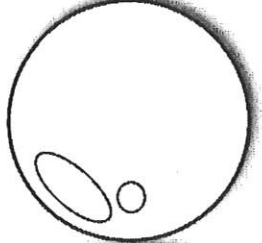

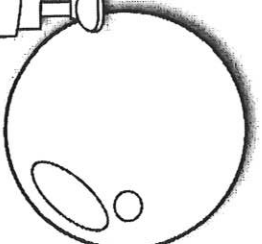
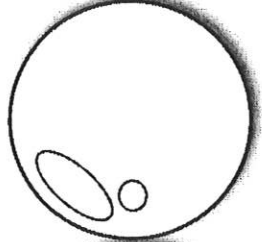
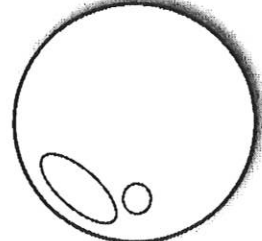
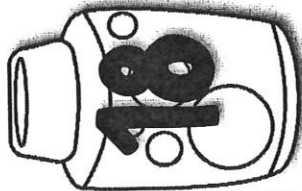
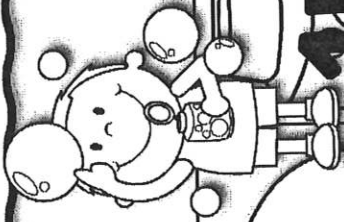
Use one of these words in sentence.



Bubble Fun!

Count on by 1's to add the next three numbers.

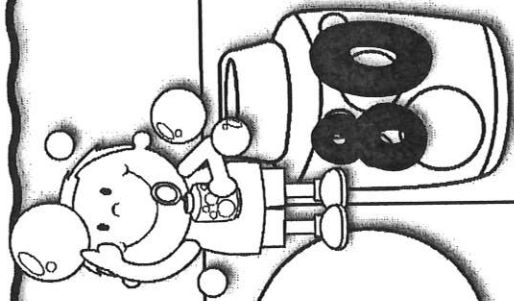
Name: _____


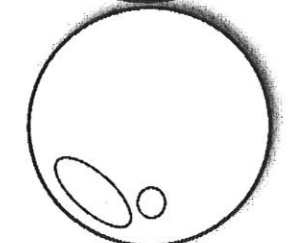

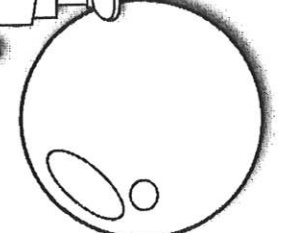


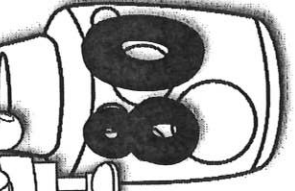
Bubble Fun!


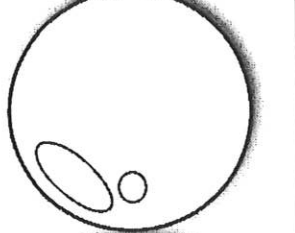
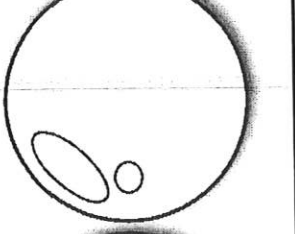
Count on by 1's to add the next three numbers.

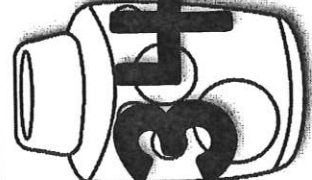
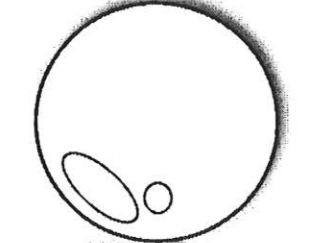


Name: _____

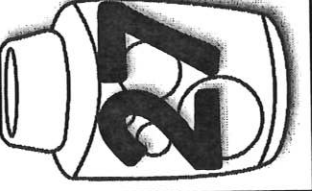


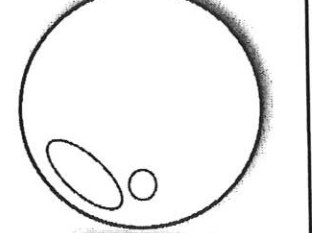
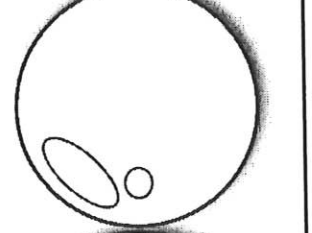
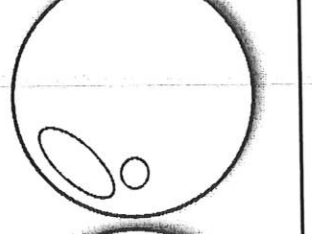
			
---	---	---	---


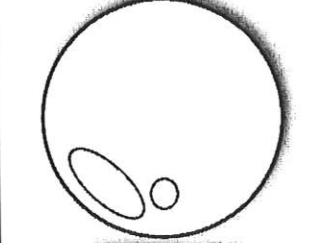

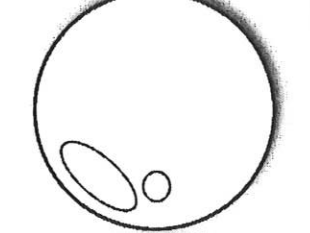

--

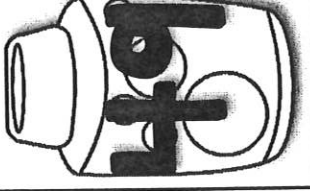
		
---	---	---


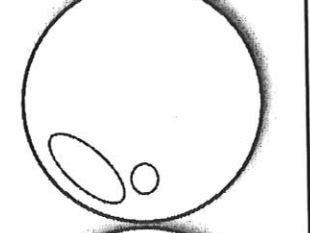
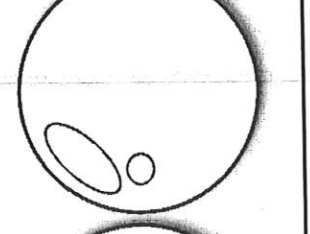
			
---	---	---	---


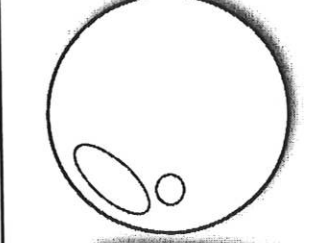
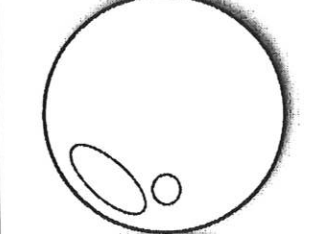
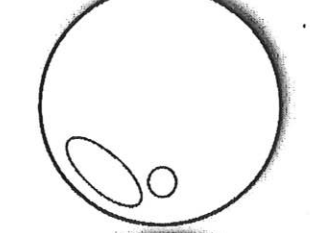

--


		
---	---	---

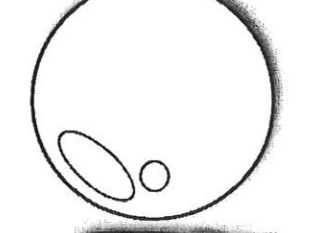
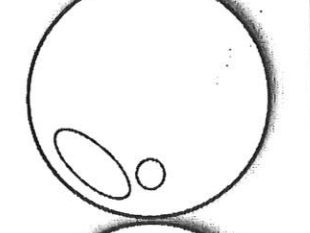

			
--	--	--	--



		
--	--	--

			
---	---	---	---


--

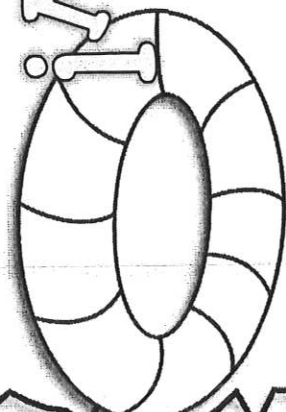
		
---	---	---



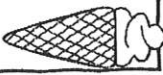
By the Pool

Name: _____
Read the sentence and draw a picture to match.

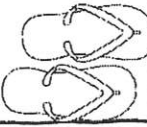
Read
and Draw!



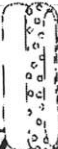
The boy has an ice cream cone.



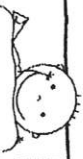
Here are my pink flip flops.



My brown dog is in the pool.



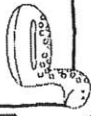
I like to swim in the water.



It is hot in the sun!

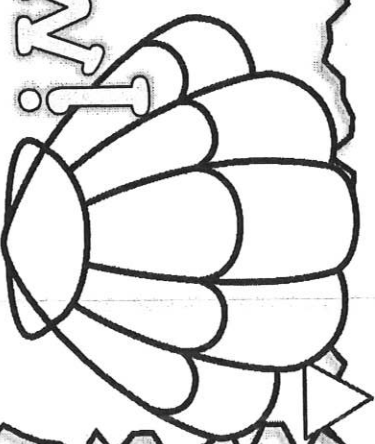


Look at this green pool tube!



At the Beach!

Read
and Draw!



Name: _____

Read the sentence and draw a picture to match.

Look at this pink shell!

I like to play in the sand.

My sunglasses are red.

The red crab is by me.


This is my sand castle.

I will sit under the tree.

Name: _____

Pirate Sight Word Color

Directions : Color the picture according to the word bank.




red

jump




yellow

so



blue

and



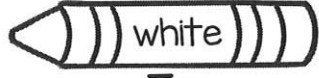
purple

high




black

fast



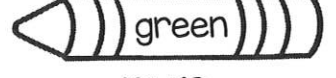
white

I



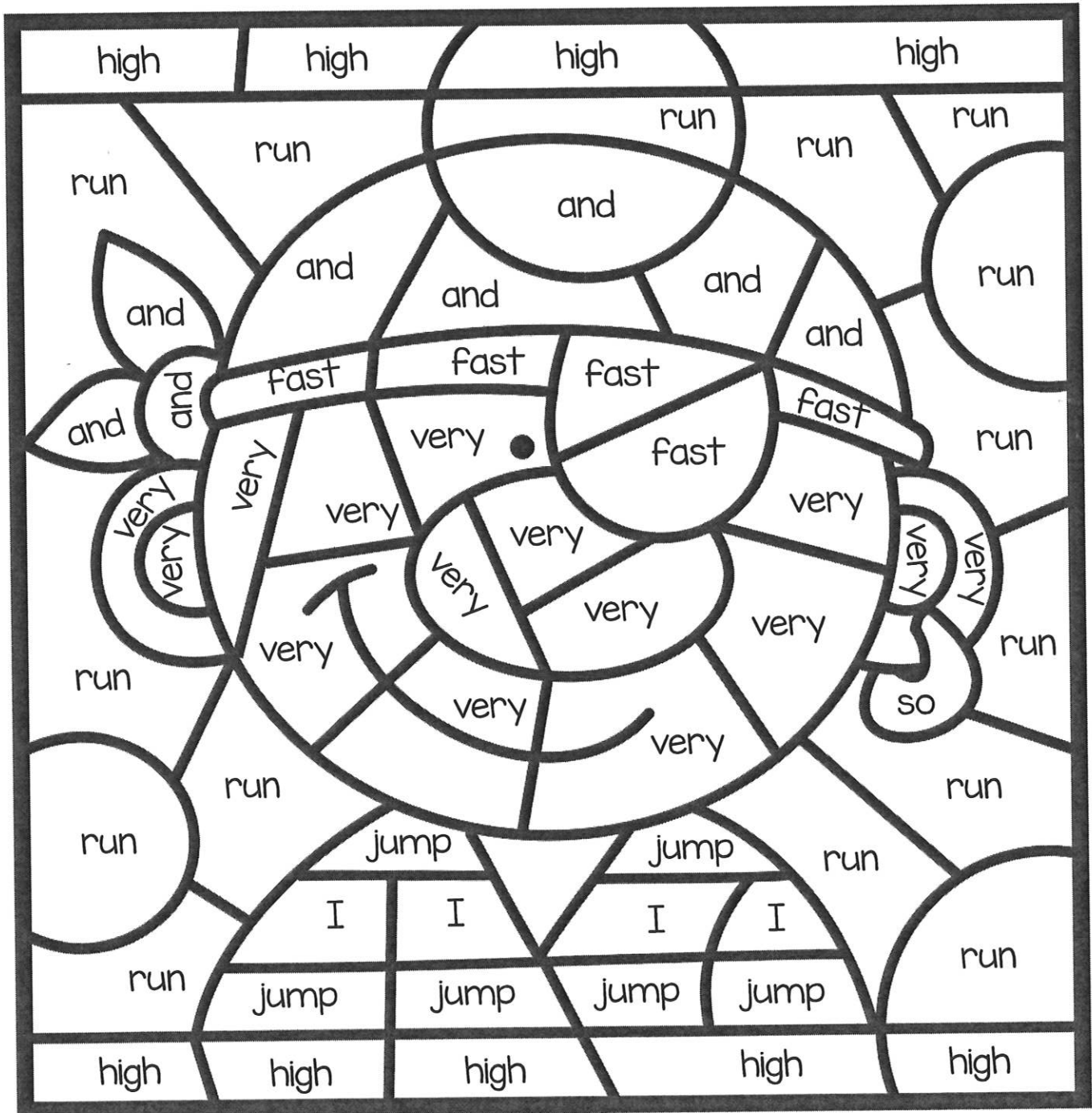
brown

very



green

run



Use the words above to make a sentence.

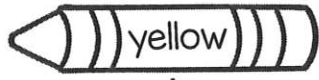
Name: _____

Pirate Sight Word Color

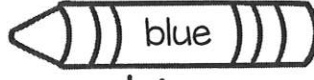
Directions : Color the picture according to the word bank.



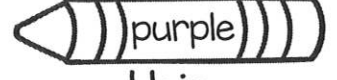
the




under



big




this



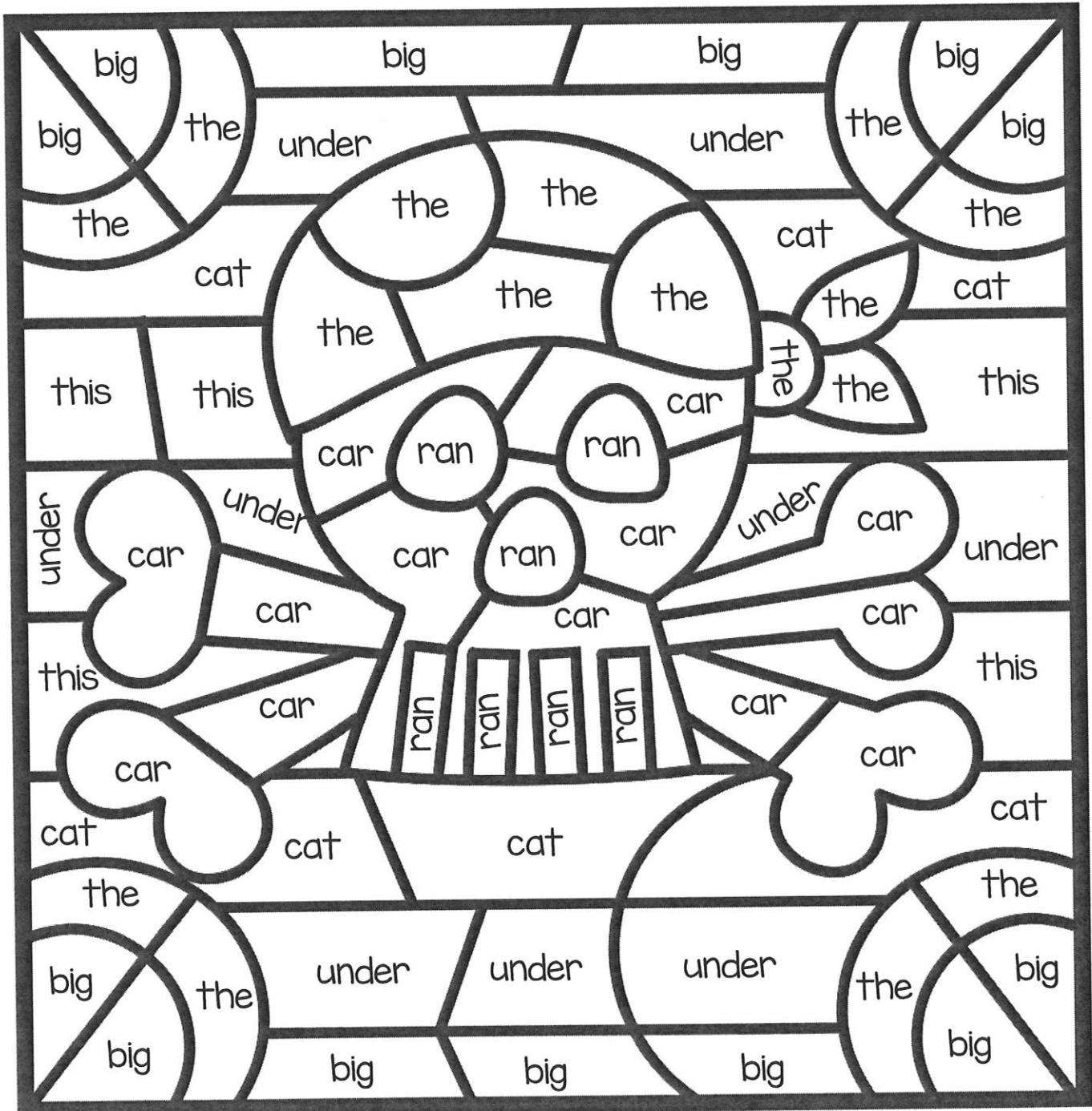
cat



ran



car




Use the words above to make a sentence.

Name: _____

Pirate Sight Word Color

Directions : Color the picture according to the word bank.




little



the



pig




barn




lives



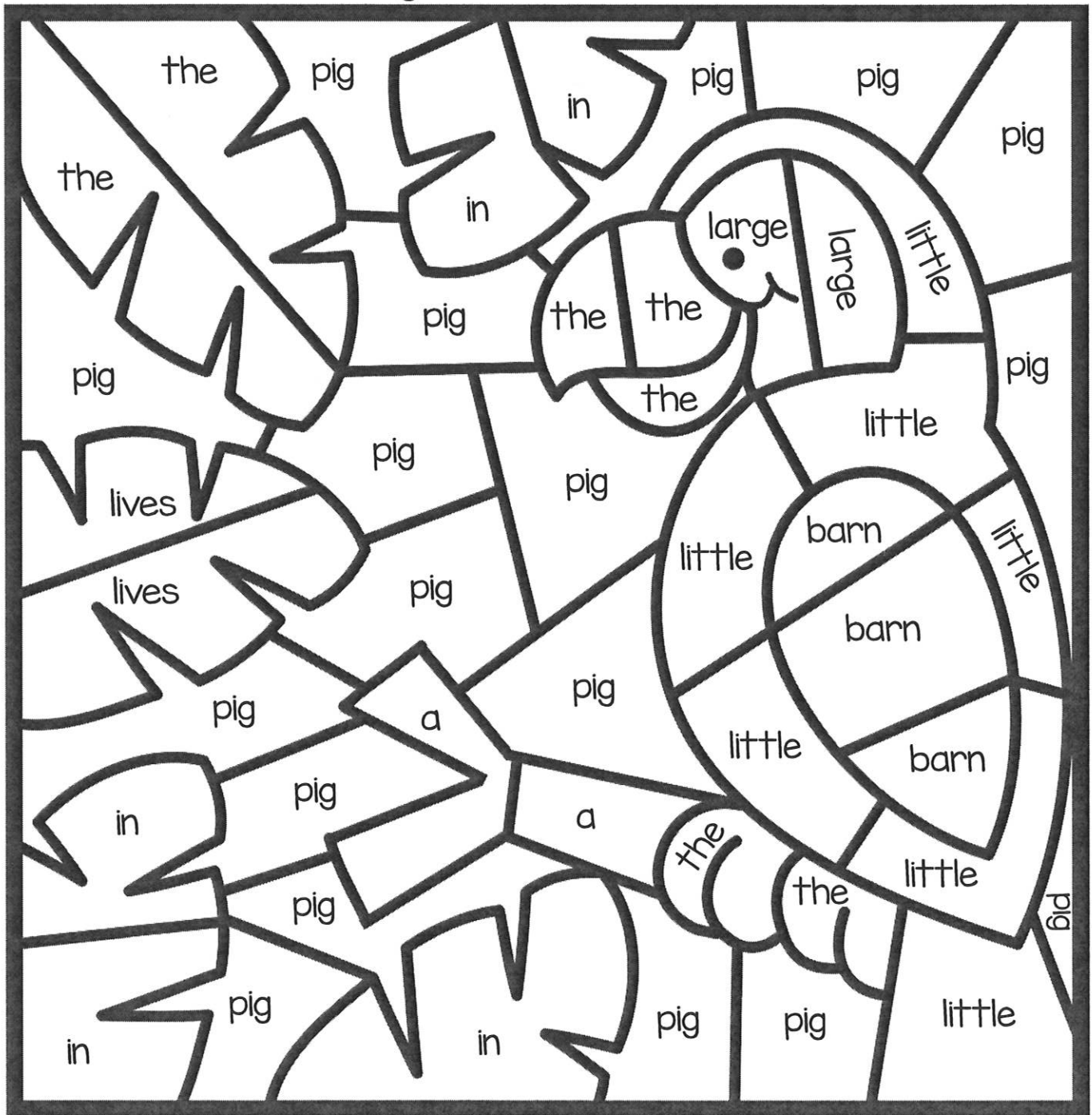
large



a



in

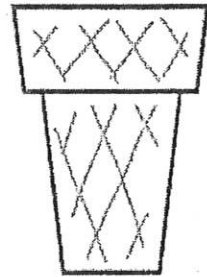

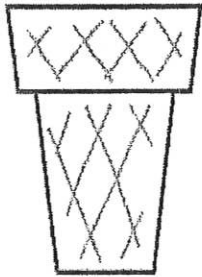
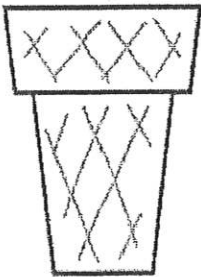

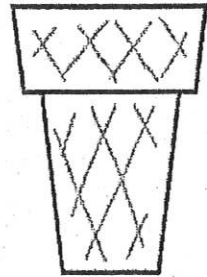
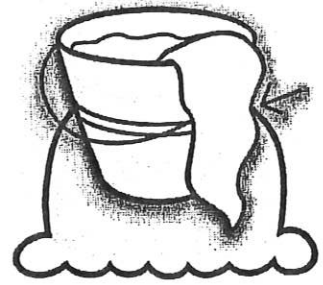
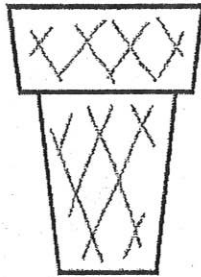
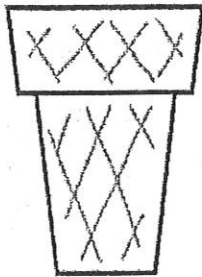



Use the words above to make a sentence.


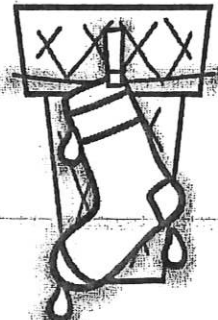
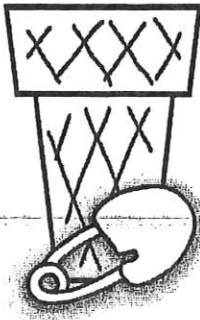


Scooping Up Rhymes

Match pictures that rhyme.

Name: _____




grape/ape, bun/sun, rag/bag, net/wet, hot/pot, fin/pin




Name: _____

Real or Nonsense?



Color the real words pink and the nonsense words yellow.



yac

win

gam

set

bun

sef

pan

gub

hop

zdv

wux

tin

bag

nud

dog

mep

Vowel Sound Sort

Name _____

short u words


--	--	--	--

long u words

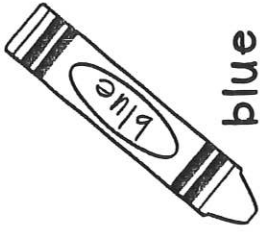
--	--	--	--

© Keeping It Simple In Kindergarten

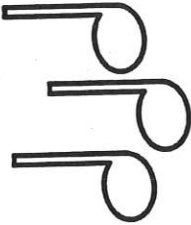
Sort pictures by
long or short u



sun




blue




tune



skunk



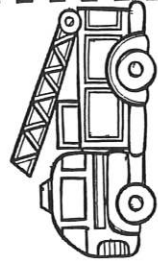
hut



cube



glue



truck

Vowel Sound Sort

Name _____

short o words

--	--	--	--

long o words

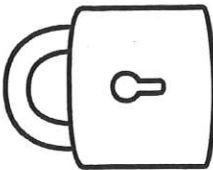
--	--	--	--

© Keeping It Simple In Kindergarten

Sort pictures by
long or short o




snow



lock



globe




goat




log



hose



pop



dot

Vowel I Sound Sort

Name _____

short i words

--	--	--	--

long i words

--	--	--	--

© Keeping It Simple In Kindergarten

Sort pictures by
long or short i




night




fire




dice



fin



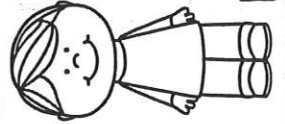
fish



fly



stick



kid

Vowel Sound Sort

Name _____


short e words

--	--	--	--


long e words

--	--	--	--

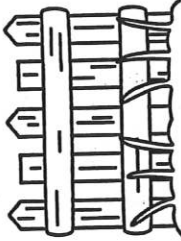
Sort pictures by
long or short e




tree



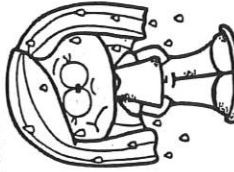
queen



fence



elf




wet



leaf

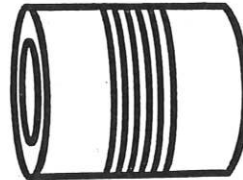




sheep



bell

Sort pictures by
long or short vowel
sounds.



Name _____

long vowels

--	--	--	--

short vowels

--	--	--	--

Vowel Sound Sort

Name _____

short a words

--	--	--	--

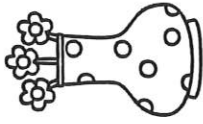
long a words

--	--	--	--

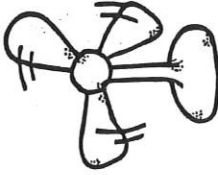
Sort pictures by
long or short a




rain



vase



fan



lamp



spoon



grapes



cake



yak

Going Camping!

Read

and Draw!

Name: _____

Read the sentence and draw a picture to match.

Here is my green backpack.

I will sit by the fire.

My tent is all set up!

He will look at the map.

We want to go fishing!

My boat is in the water.


Going Camping!

Read

and Draw!

Name: _____

Read the sentence and draw a picture to match.



Here is my green backpack.



I will sit by the fire.



My tent is all set up!



He will look at the map.



We want to go fishing!



My boat is in the water.

At the Zoo


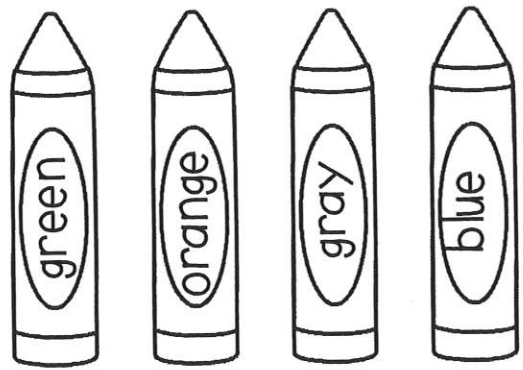
Long u

Name: _____

Use one of these words in sentence.

All of these vowel teams say "u" like in 

u_e _ew _ue _eau_



giraffe: few

mule

fuel

beautiful

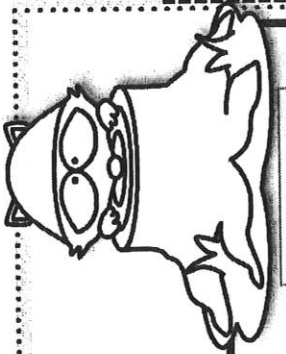
beauty

ZOO


rescue

On the Word Family Trail

Sort pictures by word families, then write the words.




Name: _____



Glue picture here

Glue picture here


Glue picture here



Glue picture here

Glue picture here


Glue picture here



Glue picture here

Glue picture here

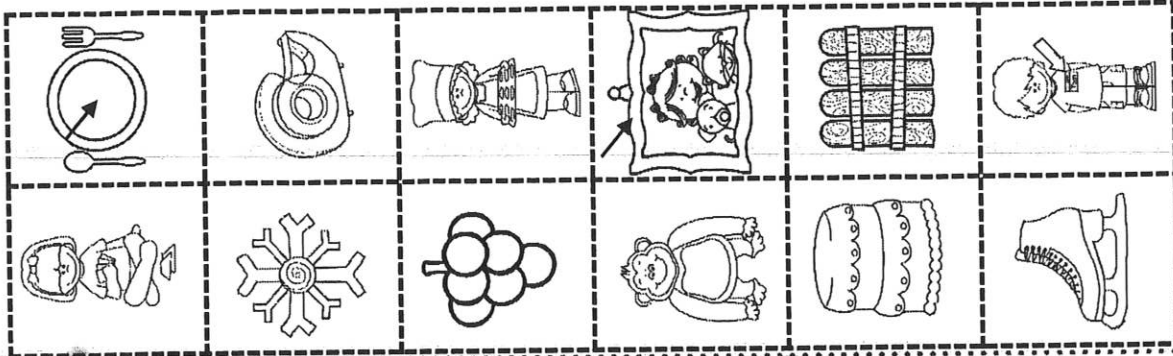
Glue picture here



Glue picture here

Glue picture here

Glue picture here



cake/bake/flake,
gate/plate/skate,
game/name/frame,
tape/grape/ape



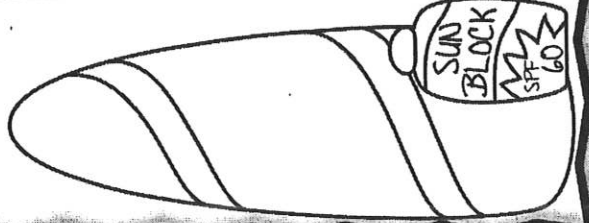
g	f	t	r	w	t	b	d	t
r	n	c	n	m	g	t	s	p

g	f	t	r	w	t	b	d	t
r	n	c	n	m	g	t	s	p







g	f	t	r	w	t	b	d	t
r	n	c	n	m	g	t	s	p

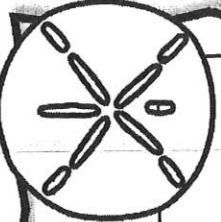
Name: _____

Roll and write

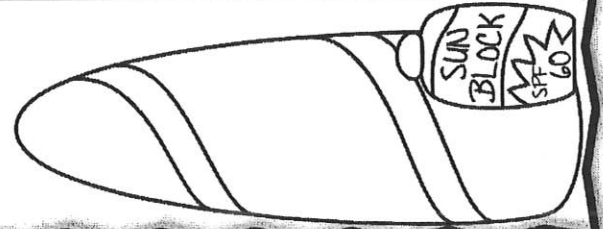


Roll the dice and write the word

							the	
							see	
							can	
							with	
							here	
							look	

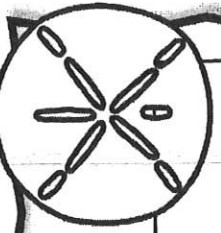


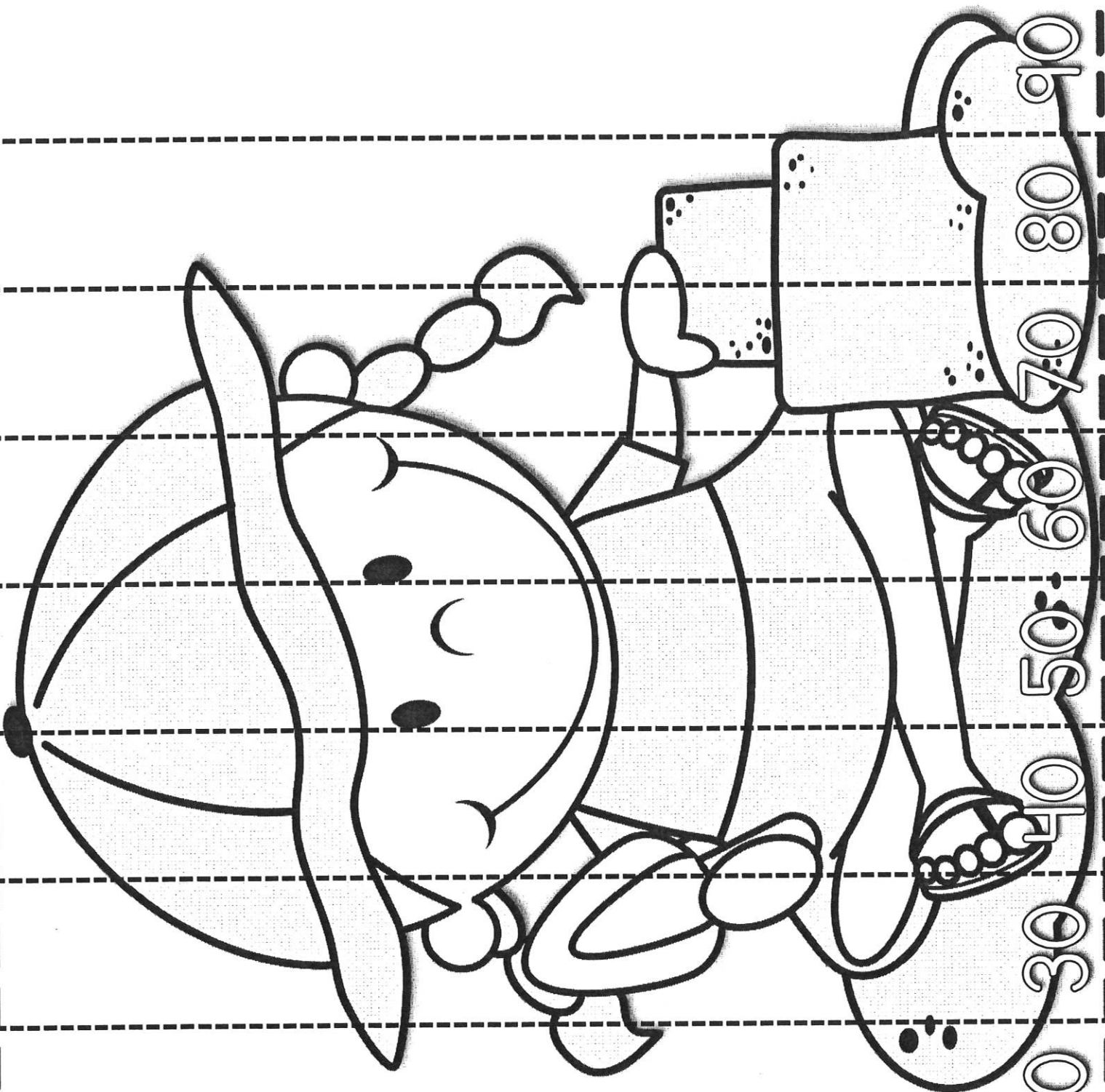
Roll and write



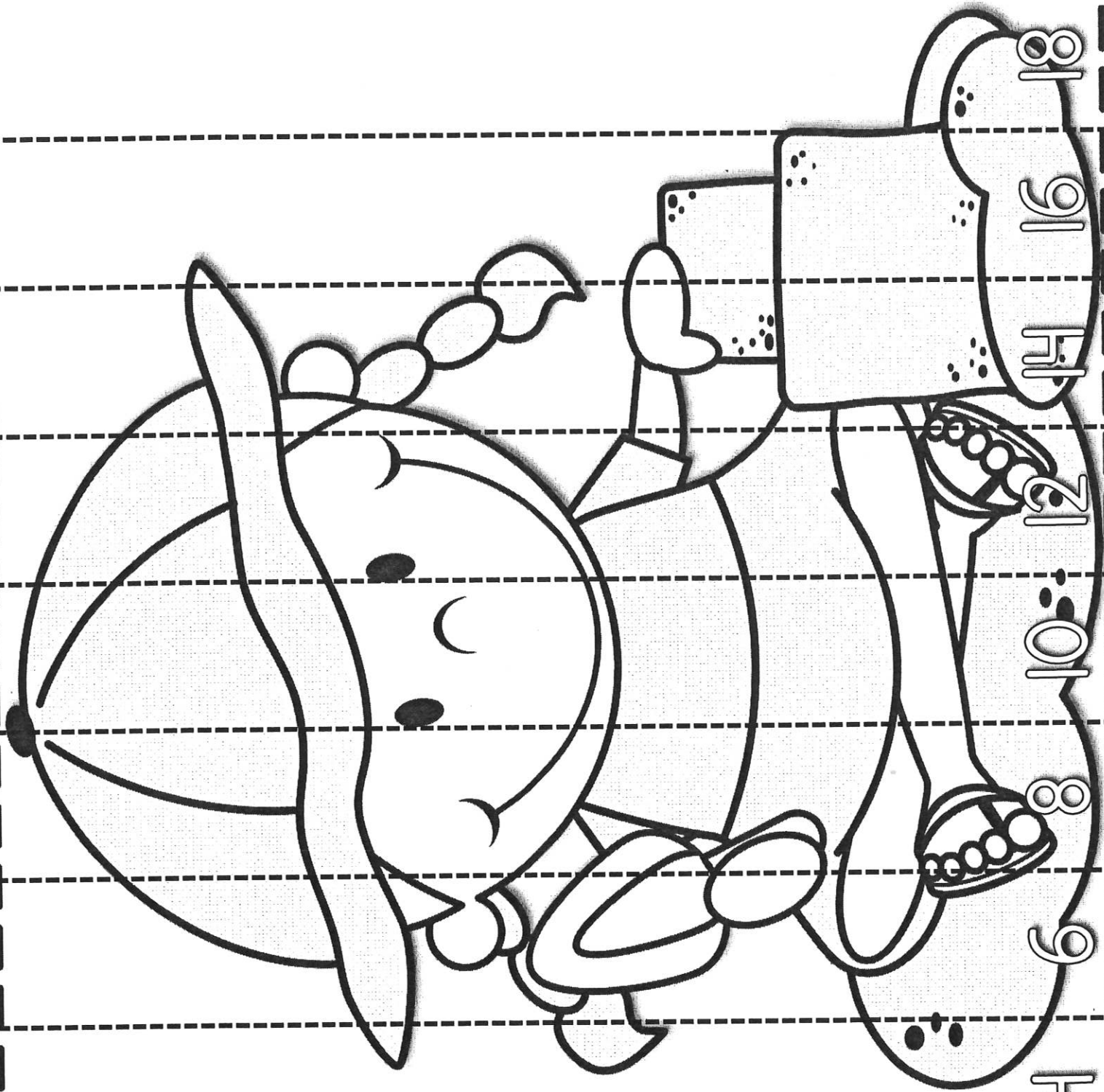
Name: _____

Roll the dice and write the word





10 20 30 40 50 60 70 80 90 100



2

4

6

8

10

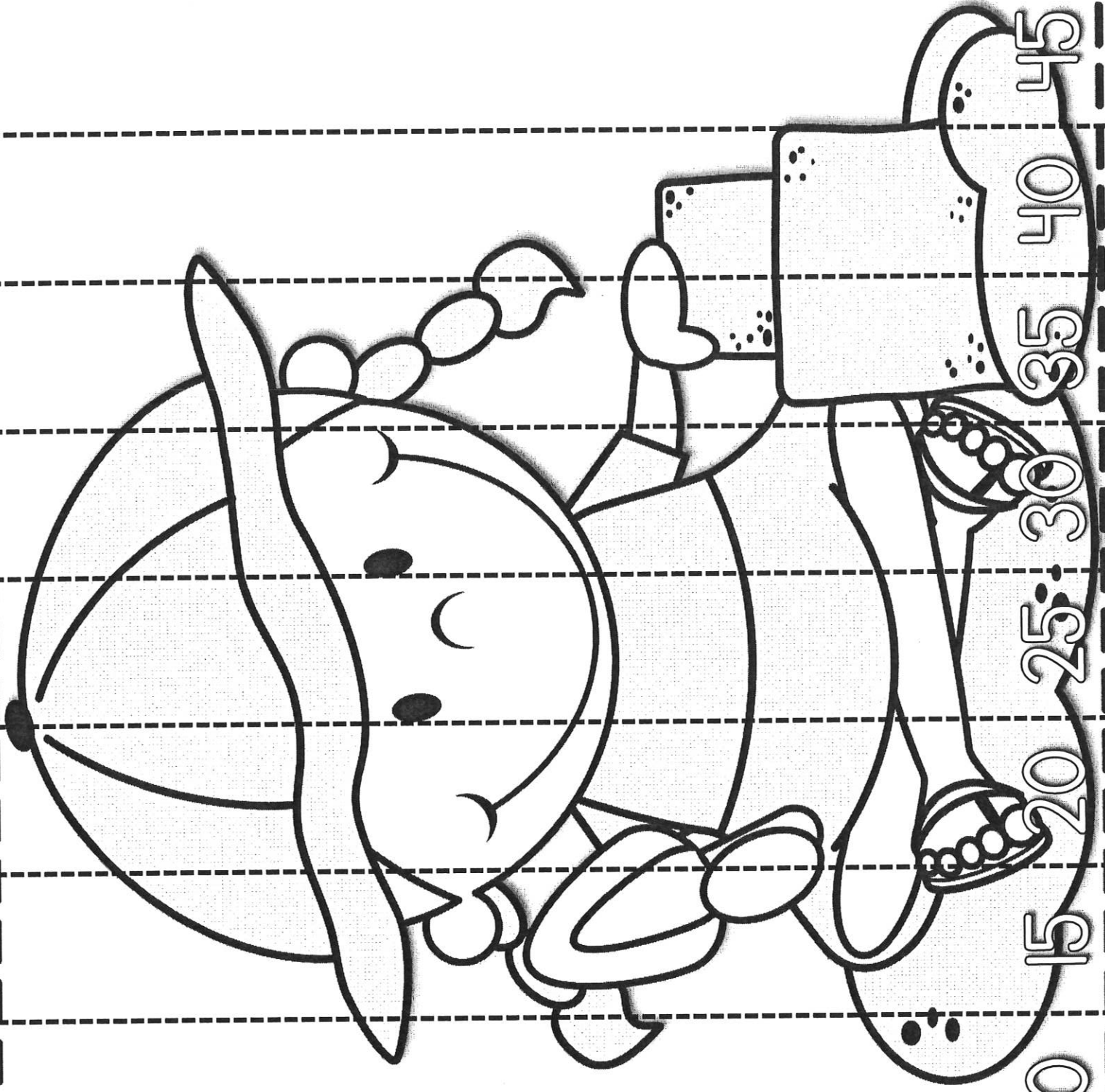
12

14

16

18

20



5

10

15

20

25

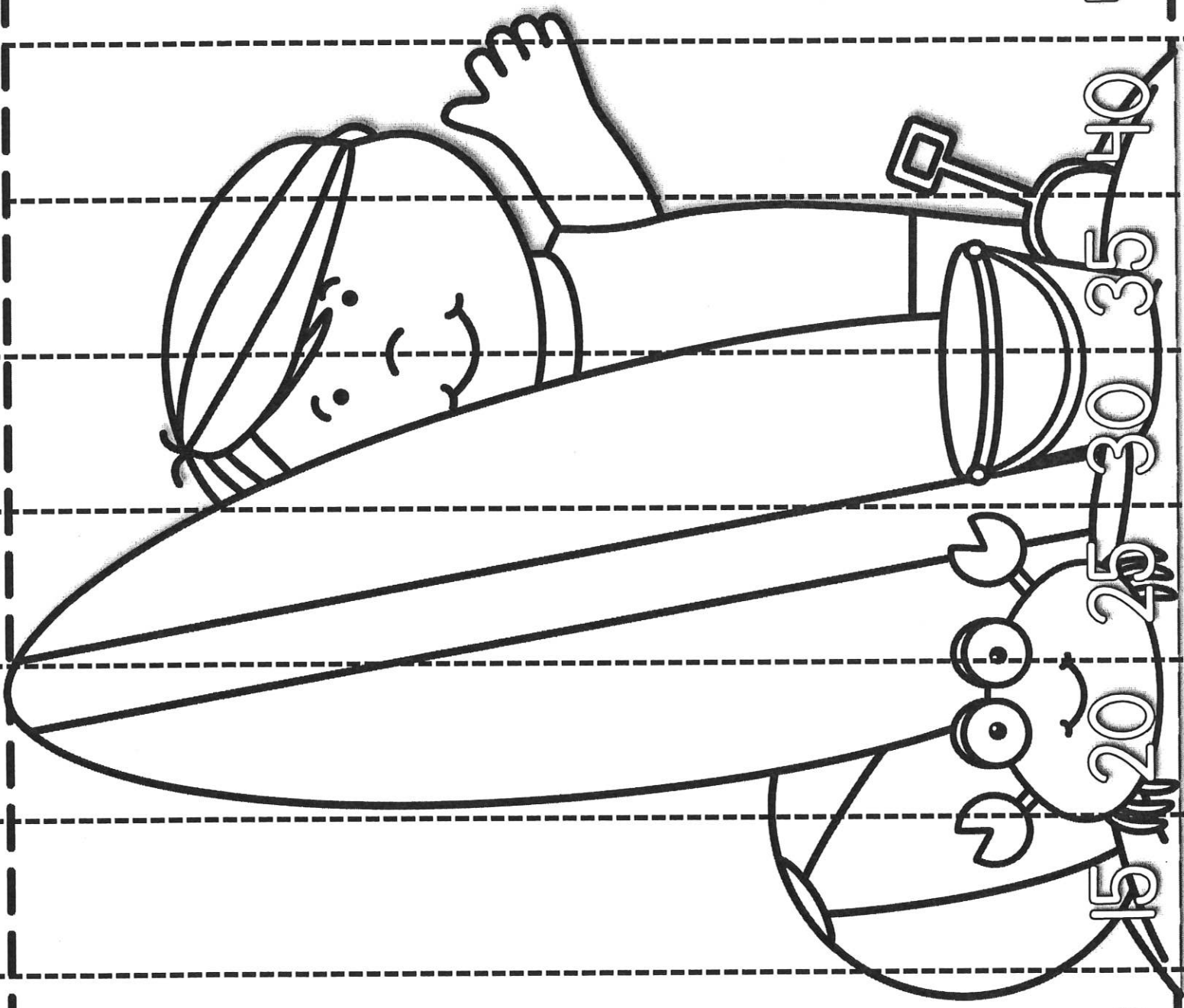
30

35

40

45

50



50

45

40

35

30

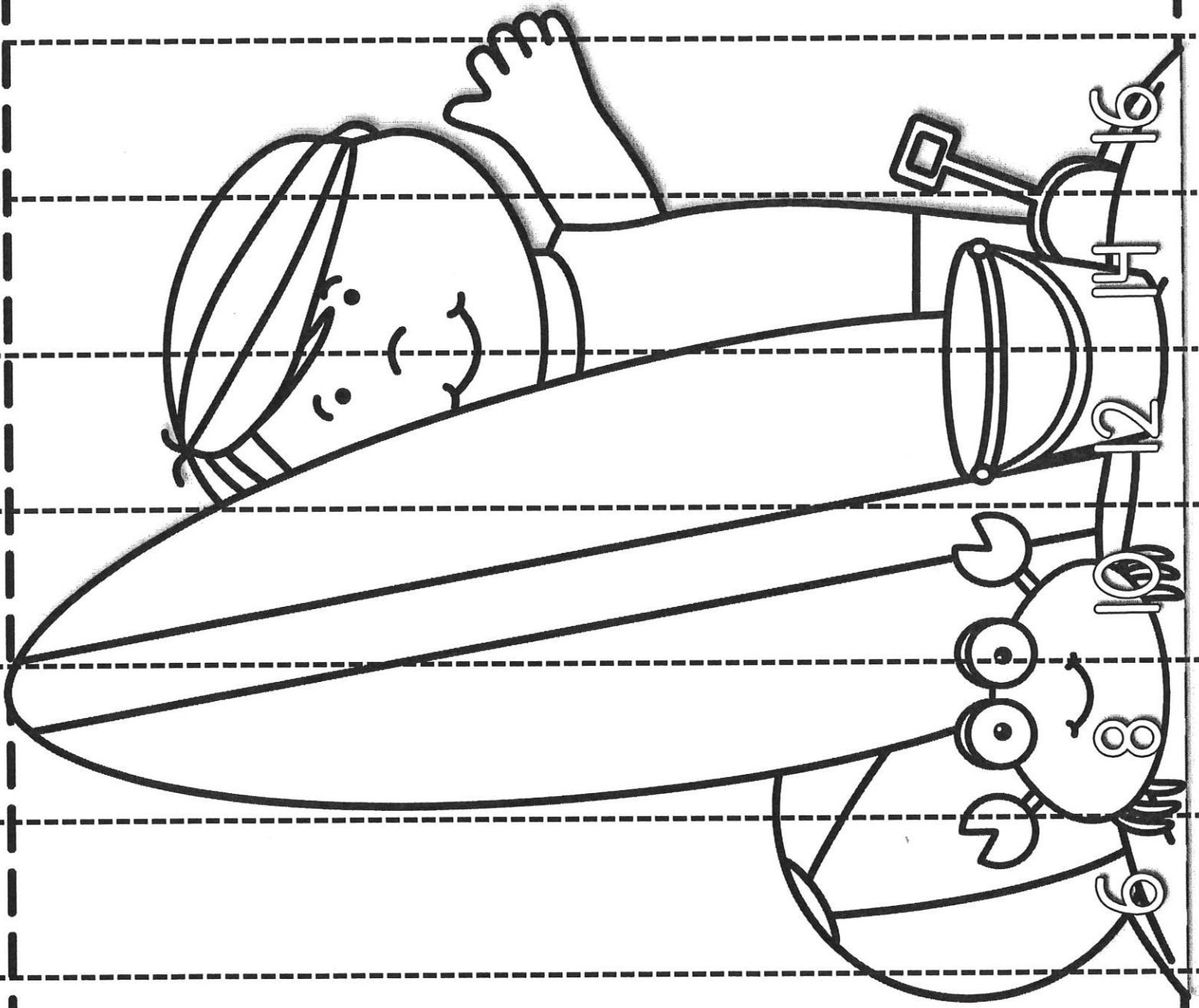
25

20

15

10

5



2

4

6

8

10


12

14

16

18

20



Baseball

Name: _____

Complete these number bonds.

A number bond for the number 10. The number 10 is written inside a baseball glove. Below it are two baseballs. The left baseball contains the number 7, and the right baseball contains the number 3.

A number bond for the number 10. The number 10 is written inside a baseball glove. Below it are two baseballs. The left baseball contains the number 1, and the right baseball contains the number 9.

A number bond for the number 10. The number 10 is written inside a baseball glove. Below it are two baseballs. The left baseball contains the number 8, and the right baseball contains the number 2.

A number bond for the number 10. The number 10 is written inside a baseball glove. Below it are two baseballs. The left baseball contains the number 5, and the right baseball contains the number 5.

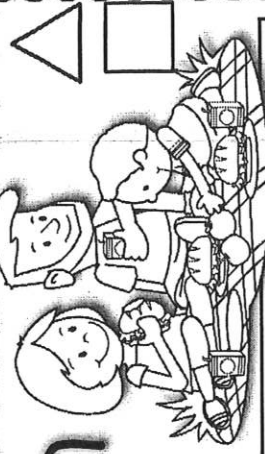
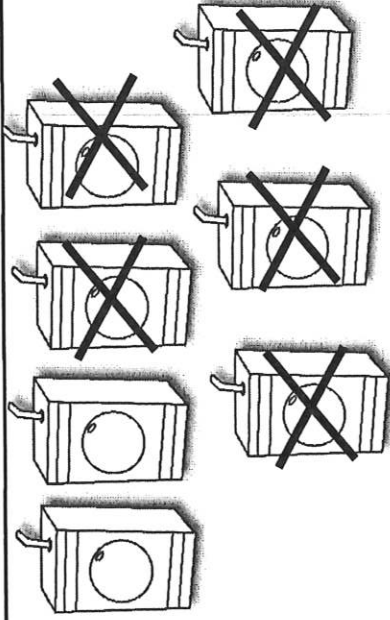

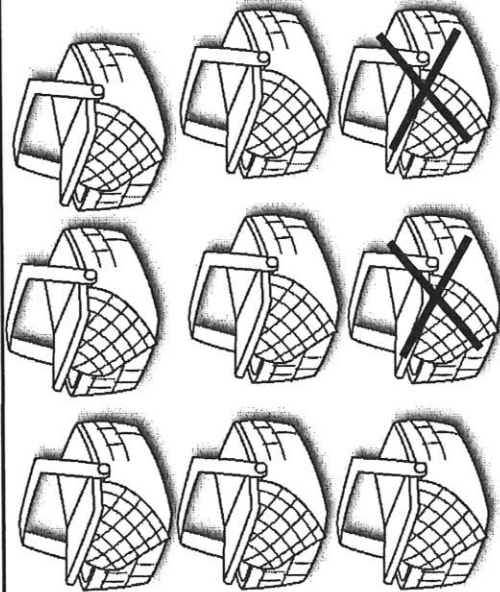

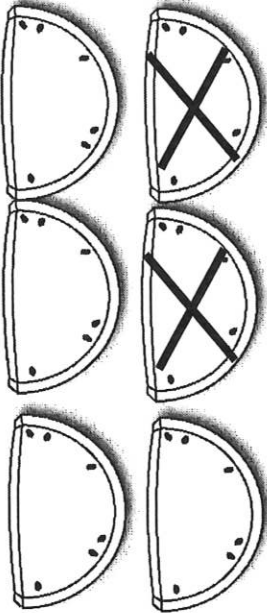
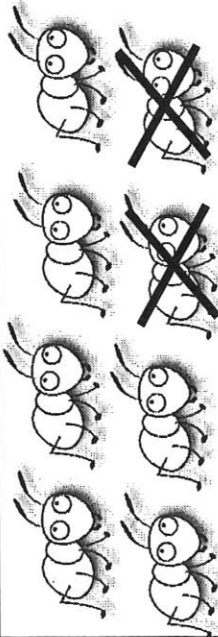
A number bond for the number 10. The number 10 is written inside a baseball glove. Below it are two baseballs. The left baseball contains the number 4, and the right baseball contains the number 6.

A number bond for the number 10. The number 10 is written inside a baseball glove. Below it are two baseballs. The left baseball contains the number 9, and the right baseball contains the number 1.

Subtraction

Picnic

Name: _____
Solve these problems and write the equations.

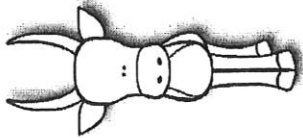


Who's at the zoo?

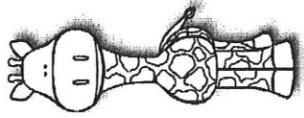
Name: _____

Match the craft sticks with the zoo friends.

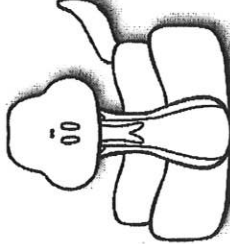
--	--	--	--



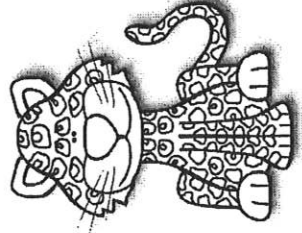
25



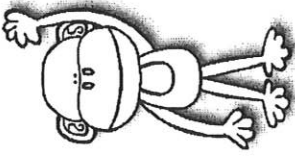
17



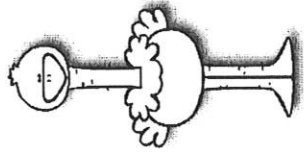
61



33




55



52



41



28

--

--

--

--



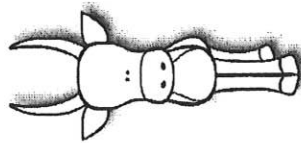
1 sheet = 2 students

Who's at the zoo?

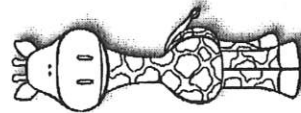
Name: _____

Match the craft sticks with the zoo friends.

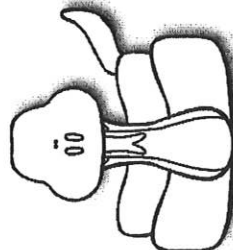
--	--	--	--



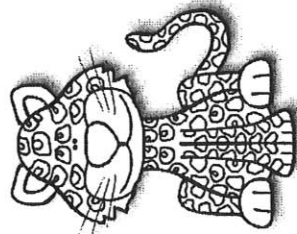
17



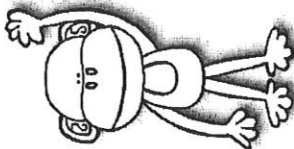
15



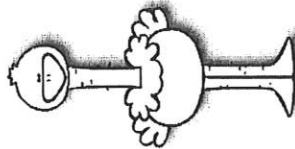
19



14




20



18



13



16

--

--


--

--




1 sheet = 2 students

CURVE BALL!




Name: _____




Roll three dice. Add the numbers together. Write the sum on the ball.

CURVE BALL!












Name: _____












Roll two dice. Add the numbers together. Write the sum on the _____ ball.

Name: _____


Complete the 10 frames and write the equations.

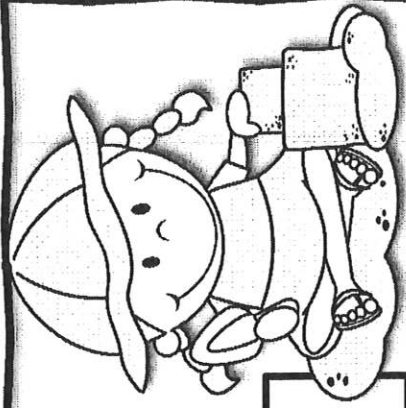
_____ + _____ = 10



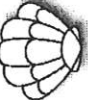
_____ + _____ = 10



_____ + _____ = 10








Shell Seekers 10

_____ + _____ = 10



_____ + _____ = 10


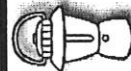
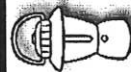

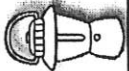
_____ + _____ = 10

Name: _____

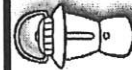
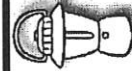

Complete the 10 frames and write the equations.

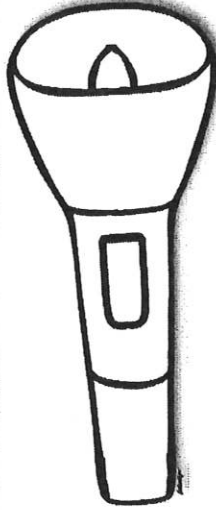
$$\underline{\quad} + \underline{\quad} = 10$$



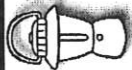
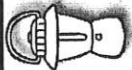
				
				

$$\underline{\quad} + \underline{\quad} = 10$$


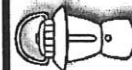
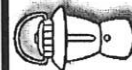

				
				

$$\underline{\quad} + \underline{\quad} = 10$$





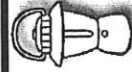



$$\underline{\quad} + \underline{\quad} = 10$$

$$\underline{\quad} + \underline{\quad} = 10$$

$$\underline{\quad} + \underline{\quad} = 10$$

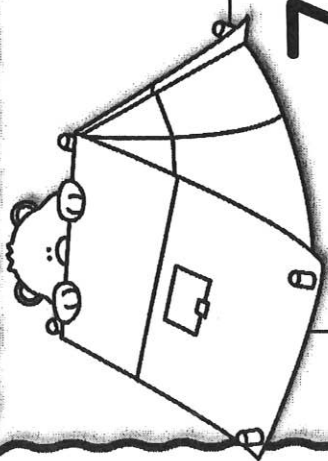


Camping 10!

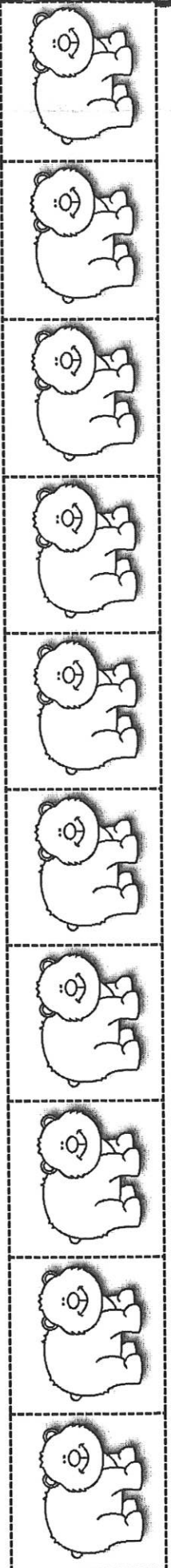
Bear-y Fun ~ Addition




Cut out the bears and use them to help you solve these equations. Name: _____



$\begin{array}{r} 7 \\ + 3 \\ \hline \end{array}$	$\begin{array}{r} 2 \\ + 5 \\ \hline \end{array}$	$\begin{array}{r} 3 \\ + 6 \\ \hline \end{array}$	$\begin{array}{r} 5 \\ + 2 \\ \hline \end{array}$	$\begin{array}{r} 7 \\ + 3 \\ \hline \end{array}$
$\begin{array}{r} 1 \\ + 8 \\ \hline \end{array}$	$\begin{array}{r} 6 \\ + 2 \\ \hline \end{array}$	$\begin{array}{r} 0 \\ + 9 \\ \hline \end{array}$	$\begin{array}{r} 4 \\ + 2 \\ \hline \end{array}$	$\begin{array}{r} 4 \\ + 5 \\ \hline \end{array}$





Who's ready for Summer?



Cut out the owls and use them to help you solve these equations.

Name: _____

8	$\begin{array}{r} -2 \\ \hline \end{array}$	7	$\begin{array}{r} -4 \\ \hline \end{array}$	9	$\begin{array}{r} -3 \\ \hline \end{array}$	6	$\begin{array}{r} -4 \\ \hline \end{array}$	10	$\begin{array}{r} -5 \\ \hline \end{array}$
10	$\begin{array}{r} -6 \\ \hline \end{array}$	9	$\begin{array}{r} -6 \\ \hline \end{array}$	7	$\begin{array}{r} -2 \\ \hline \end{array}$	8	$\begin{array}{r} -6 \\ \hline \end{array}$	9	$\begin{array}{r} -8 \\ \hline \end{array}$

